

Circuit de Barcelona-Catalunya 4657 m.

# CLASSIFICATION

## MONSTER ENERGY GRAND PRIX OF CATALONIA

### FREE PRACTICE NR. 1

#	Rider	Nation	Team	Motorcycle	Time	Lap Total	Gap	T. Speed
1	73 Alex MARQUEZ	SPA	BK8 Gresini Racing MotoGP	DUCATI	<b>1'39.950</b>	16 17		<b>352.9</b>
2	89 Jorge MARTIN	SPA	Aprilia Racing	APRILIA	<b>1'40.299</b>	7 10	0.349 0.349	<b>357.6</b>
3	49 Fabio DI GIANNANTONIO	ITA	Pertamina Enduro VR46 Racing Team	DUCATI	<b>1'40.343</b>	6 18	0.393 0.044	<b>352.9</b>
4	37 Pedro ACOSTA	SPA	Red Bull KTM Factory Racing	KTM	<b>1'40.388</b>	4 15	0.438 0.045	<b>356.4</b>
5	72 Marco BEZZECCHI	ITA	Aprilia Racing	APRILIA	<b>1'40.422</b>	4 19	0.472 0.034	<b>355.2</b>
6	23 Enea BASTIANINI	ITA	Red Bull KTM Tech3	KTM	<b>1'40.436</b>	5 17	0.486 0.014	<b>355.2</b>
7	54 Fermin ALDEGUER	SPA	BK8 Gresini Racing MotoGP	DUCATI	<b>1'40.443</b>	7 17	0.493 0.007	<b>352.9</b>
8	43 Jack MILLER	AUS	Prima Pramac Yamaha MotoGP	YAMAHA	<b>1'40.466</b>	5 17	0.516 0.023	<b>347.2</b>
9	21 Franco MORBIDELLI	ITA	Pertamina Enduro VR46 Racing Team	DUCATI	<b>1'40.513</b>	17 18	0.563 0.047	<b>349.5</b>
10	5 Johann ZARCO	FRA	Castrol Honda LCR	HONDA	<b>1'40.544</b>	5 19	0.594 0.031	<b>351.7</b>
11	11 Diogo MOREIRA	BRA	Pro Honda LCR	HONDA	<b>1'40.566</b>	5 17	0.616 0.022	<b>350.6</b>
12	33 Brad BINDER	RSA	Red Bull KTM Factory Racing	KTM	<b>1'40.602</b>	13 16	0.652 0.036	<b>352.9</b>
13	10 Luca MARINI	ITA	Honda HRC Castrol	HONDA	<b>1'40.703</b>	5 17	0.753 0.101	<b>352.9</b>
14	20 Fabio QUARTARARO	FRA	Monster Energy Yamaha MotoGP Team	YAMAHA	<b>1'40.719</b>	6 14	0.769 0.016	<b>342.8</b>
15	25 Raul FERNANDEZ	SPA	Trackhouse MotoGP Team	APRILIA	<b>1'40.733</b>	6 17	0.783 0.014	<b>354.0</b>
16	36 Joan MIR	SPA	Honda HRC Castrol	HONDA	<b>1'40.770</b>	7 16	0.820 0.037	<b>354.0</b>
17	63 Francesco BAGNAIA	ITA	Ducati Lenovo Team	DUCATI	<b>1'40.890</b>	6 17	0.940 0.120	<b>355.2</b>
18	79 Ai OGURA	JPN	Trackhouse MotoGP Team	APRILIA	<b>1'40.942</b>	18 19	0.992 0.052	<b>354.0</b>
19	12 Maverick VIÑALES	SPA	Red Bull KTM Tech3	KTM	<b>1'40.979</b>	17 18	1.029 0.037	<b>351.7</b>
20	47 Augusto FERNANDEZ	SPA	Yamaha Factory Racing	YAMAHA	<b>1'41.345</b>	7 20	1.395 0.366	<b>348.3</b>
21	42 Alex RINS	SPA	Monster Energy Yamaha MotoGP Team	YAMAHA	<b>1'41.467</b>	4 16	1.517 0.122	<b>351.7</b>
22	7 Toprak RAZGATLIOGLU	TUR	Prima Pramac Yamaha MotoGP	YAMAHA	<b>1'41.940</b>	5 18	1.990 0.473	<b>349.5</b>

Practice condition: **Dry**

Air: 13°

Humidity: 61%

Ground: 30°

<b>Fastest Lap:</b>	Lap: 16	<b>Alex MARQUEZ</b>	<b>1'39.950</b>	167.7 Km/h
<b>Best Race Lap:</b>	2024	<b>Pedro ACOSTA</b>	<b>1'39.664</b>	168.2 Km/h
<b>All-Time Lap Record:</b>	2025	<b>Alex MARQUEZ</b>	<b>1'37.536</b>	171.8 Km/h

The results are provisional until the end of the limit for protest and appeals.

Time limit for protest expires 60' after publication of the results - ..... Time: **11:44**

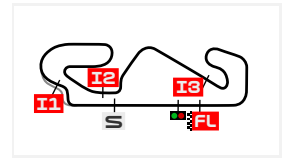
These data/results cannot be reproduced, stored and/or transmitted in whole or in part by any manner of electronic, mechanical, photocopying, recording, broadcasting or otherwise now known or herein after developed without the previous express consent by the copyright owner, except for reproduction in daily press and regular printed publications on sale to the public within 60 days of the event related to those data/results and always provided that copyright symbol appears together as follows below.

© MotoGP Sports Entertainment Group, 2026

Official MotoGP Timing by

www.motogp.com

Barcelona, Friday, May 15, 2026



Circuit de Barcelona-Catalunya 4657 m.

# TOP SPEED & AVERAGE

## MONSTER ENERGY GRAND PRIX OF CATALONIA

### FREE PRACTICE NR. 1

#	Rider	Nation	Motorcycle	Top 5 speeds					Average	Top
89	Jorge MARTIN	SPA	APRILIA	357.6	356.4	354.0	349.5	347.2	352.9	<b>357.6</b>
37	Pedro ACOSTA	SPA	KTM	356.4	354.0	351.7	351.7	350.6	352.2	<b>356.4</b>
23	Enea BASTIANINI	ITA	KTM	355.2	355.2	354.0	352.9	352.9	353.7	<b>355.2</b>
63	Francesco BAGNAIA	ITA	DUCATI	355.2	352.9	352.9	352.9	351.7	352.4	<b>355.2</b>
72	Marco BEZZECCHI	ITA	APRILIA	355.2	352.9	352.9	350.6	350.6	351.9	<b>355.2</b>
25	Raul FERNANDEZ	SPA	APRILIA	354.0	354.0	350.6	350.6	350.6	352.0	<b>354.0</b>
36	Joan MIR	SPA	HONDA	354.0	352.9	352.9	351.7	350.6	352.1	<b>354.0</b>
79	Ai OGURA	JPN	APRILIA	354.0	354.0	352.9	351.7	351.7	352.7	<b>354.0</b>
10	Luca MARINI	ITA	HONDA	352.9	352.9	350.6	348.3	348.3	349.7	<b>352.9</b>
33	Brad BINDER	RSA	KTM	352.9	350.6	348.3	348.3	347.2	348.6	<b>352.9</b>
49	Fabio DI GIANNANTONIO	ITA	DUCATI	352.9	352.9	351.7	351.7	350.6	352.0	<b>352.9</b>
54	Fermin ALDEGUER	SPA	DUCATI	352.9	350.6	348.3	348.3	348.3	349.5	<b>352.9</b>
73	Alex MARQUEZ	SPA	DUCATI	352.9	352.9	351.7	351.7	350.6	351.6	<b>352.9</b>
5	Johann ZARCO	FRA	HONDA	351.7	350.6	348.3	347.2	347.2	348.7	<b>351.7</b>
12	Maverick VIÑALES	SPA	KTM	351.7	350.6	350.6	348.3	347.2	349.0	<b>351.7</b>
42	Alex RINS	SPA	YAMAHA	351.7	348.3	348.3	347.2	346.1	348.0	<b>351.7</b>
11	Diogo MOREIRA	BRA	HONDA	350.6	348.3	347.2	346.1	346.1	347.7	<b>350.6</b>
7	Toprak RAZGATLIOGLU	TUR	YAMAHA	349.5	348.3	347.2	346.1	345.0	346.9	<b>349.5</b>
21	Franco MORBIDELLI	ITA	DUCATI	349.5	348.3	348.3	346.1	345.0	347.0	<b>349.5</b>
47	Augusto FERNANDEZ	SPA	YAMAHA	348.3	347.2	346.1	346.1	345.0	346.5	<b>348.3</b>
43	Jack MILLER	AUS	YAMAHA	347.2	347.2	347.2	347.2	346.1	347.0	<b>347.2</b>
20	Fabio QUARTARARO	FRA	YAMAHA	342.8	342.8	341.7	341.7	341.7	342.1	<b>342.8</b>

These data/results cannot be reproduced, stored and/or transmitted in whole or in part by any manner of electronic, mechanical, photocopying, recording, broadcasting or otherwise now known or herein after developed without the previous express consent by the copyright owner, except for reproduction in daily press and regular printed publications on sale to the public within 60 days of the event related to those data/results and always provided that copyright symbol appears together as follows below.

© MotoGP Sports Entertainment Group, 2026

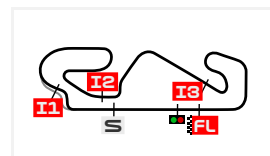
Official MotoGP Timing by [www.motogp.com](http://www.motogp.com)

Barcelona, Friday, May 15, 2026

# CHRONOLOGICAL ANALYSIS OF PERFORMANCES

## MONSTER ENERGY GRAND PRIX OF CATALONIA

### FREE PRACTICE NR. 1



Circuit de Barcelona-Catalunya 4657 m.

\* Lap / Sector time cancelled  
 P Crossing the finish line in pit lane  
 \*\* Tyre data subject to further updates

T1 Time from finish line to 1st intermedate  
 T2 Time from 1st intermed. to 2nd intermed.

T3 Time from 2nd intermed. to 3rd intermed.  
 T4 Time from 3rd intermediate to finish line

Lap	Lap Time	T1	T2	T3	T4	Speed	Lap	Lap Time	T1	T2	T3	T4	Speed
<b>1st</b>	<b>73</b>	<b>Alex MARQUEZ</b>		DUCATI		SPA	9	8'45.495 *	19.360	35.614	19.977	32.559 *	202.6
		BK8 Gresini Racing MotoGP					10	<b>1'43.123</b>	17.268	34.055	19.222	32.578	346.1
		Runs=3	Total laps=17	Full laps=12	Valid laps=10			unfinished	17.008	33.449	20.552		346.1
Run #	1	Front Tyre	Slick-Soft	Rear Tyre	Slick-Medium								
			New Tyre		New Tyre								
1	2'05.565	20.391	36.056	20.197	33.237	213.8							
2	<b>1'43.429</b>	17.978	33.876	19.551	32.024	<b>352.9</b>							
3	<b>1'41.580</b>	16.995	33.444	19.297	31.844	350.6							
4	1'41.195 *	16.937	33.280	19.174	31.804 *	350.6							
5	<b>1'40.450</b>	16.771	33.027	19.045	31.607	351.7							
6	1'50.967 P	16.704	33.037	19.214	42.012	352.9							
Run #	2	Front Tyre	Slick-Soft	Rear Tyre	Slick-Medium								
			6 Laps at start		6 Laps at start								
7	10'13.389	20.051	35.450	19.850	32.456	204.1							
8	<b>1'42.034</b>	17.242	33.487	19.399	31.906	347.2							
9	<b>1'41.039</b>	16.999	33.220	19.134	31.686	348.3							
10	<b>1'40.937</b>	16.863	33.243	19.141	31.690	351.7							
11	1'41.204 *	16.740	33.175	19.165	32.124 *	350.6							
12	1'54.170 P	17.106 *	34.263 *	19.818	42.983	348.3							
Run #	3	Front Tyre	Slick-Soft	Rear Tyre	Slick-Medium								
			New Tyre		New Tyre								
13	9'16.313	20.583	35.508	19.722	32.322	194.2							
14	<b>1'41.253</b>	17.109	33.303	19.189	31.652	348.3							
15	<b>1'40.021</b>	16.773	32.907	18.982	31.359	349.5							
16	<b>1'39.950</b>	16.675	32.805	19.020	31.450	349.5							
17	<b>1'46.431</b>	16.761	37.781	19.655	32.234	349.5							
<b>2nd</b>	<b>89</b>	<b>Jorge MARTIN</b>		APRILIA		SPA							
		Aprilia Racing											
		Runs=2	Total laps=10	Full laps=7	Valid laps=5								
Run #	1	Front Tyre	Slick-Soft	Rear Tyre	Slick-Medium								
		**	New Tyre	**	New Tyre								
1	2'08.791	19.351	35.817	20.146	36.326	222.2							
2	<b>1'42.539</b>	17.098	34.157	19.493	31.791	345.0							
3	<b>1'40.480</b>	16.750	33.151	19.069	31.510	354.0							
4	1'45.703 *	19.276 *	35.287	19.300	31.840	357.6							
5	1'42.542 *	16.722	32.987	20.237 *	32.596	356.4							
6	<b>1'40.331</b>	16.786	32.976	19.025	31.544	346.1							
7	<b>1'40.299</b>	16.677	32.970	19.050	31.602	349.5							
8	1'54.685 P	16.789	34.399	20.428	43.069	347.2							
Run #	2	Front Tyre	missing data	Rear Tyre	missing data								
		**	Laps at start	**	Laps at start								
<b>3rd</b>	<b>49</b>	<b>Fabio DI GIANNANTONIO</b>		DUCATI		ITA							
		Pertamina Enduro VR46 Racing Team											
		Runs=3	Total laps=18	Full laps=13	Valid laps=12								
Run #	1	Front Tyre	Slick-Soft	Rear Tyre	Slick-Medium								
			New Tyre		New Tyre								
1	1'54.741	20.063	36.494	19.945	32.614	212.5							
2	<b>1'42.756</b>	17.155	34.036	19.294	32.271	349.5							
3	<b>1'41.161</b>	16.905	33.479	19.167	31.610	345.0							
4	1'43.059 *	17.475 *	34.608	19.291	31.685	351.7							
5	<b>1'40.979</b>	16.780	33.260	19.400	31.539	349.5							
6	<b>1'40.343</b>	16.670	33.129	19.050	31.494	349.5							
7	1'53.119 P	16.585	33.137	19.095	44.302	349.5							
Run #	2	Front Tyre	Slick-Soft	Rear Tyre	Slick-Medium								
			7 Laps at start		7 Laps at start								
8	7'32.443	19.176	35.066	20.255	32.399	204.5							
9	<b>1'41.781</b>	16.997	33.533	19.292	31.959	348.3							
10	<b>1'41.926</b>	16.830	33.101	19.179	32.816	348.3							
11	<b>1'41.190</b>	16.795	33.227	19.308	31.860	350.6							
12	<b>1'41.221</b>	16.795	33.308	19.200	31.918	348.3							
13	1'58.344 P	17.574 *	35.097	20.059	45.614	342.8							
Run #	3	Front Tyre	Slick-Soft	Rear Tyre	Slick-Medium								
			New Tyre		New Tyre								
14	9'54.722	20.118	34.569	19.557	32.046	190.4							
15	<b>1'41.477</b>	17.036	33.296	19.216	31.929	352.9							
16	<b>1'40.630</b>	16.668	33.076	19.169	31.717	349.5							
17	<b>1'40.826</b>	16.763	33.155	19.203	31.705	351.7							
18	<b>1'40.483</b>	16.689	33.107	19.084	31.603	352.9							
<b>4th</b>	<b>37</b>	<b>Pedro ACOSTA</b>		KTM		SPA							
		Red Bull KTM Factory Racing											
		Runs=3	Total laps=15	Full laps=9	Valid laps=9								
Run #	1	Front Tyre	Slick-Soft	Rear Tyre	Slick-Medium								
			New Tyre		New Tyre								
1	1'55.324	21.472	35.769	19.677	32.580	208.0							
2	<b>1'42.017</b>	16.941	33.796	19.267	32.013	351.7							
3	<b>1'40.807</b>	16.728	33.331	19.076	31.672	354.0							
4	<b>1'40.388</b>	16.590	33.194	18.980	31.624	350.6							
5	1'44.963 *	16.613	35.445	20.891	32.014 *	348.3							
6	1'52.111 P	16.852	33.458	19.259	42.542	349.5							

<b>Fastest Lap:</b>	Alex MARQUEZ	SPA	BK8 Gresini Racing MotoGP	<b>1'39.950</b>	16.675	32.805	19.020	31.450
---------------------	--------------	-----	---------------------------	-----------------	--------	--------	--------	--------

These data/results cannot be reproduced, stored and/or transmitted in whole or in part by any manner of electronic, mechanical, photocopying, recording, broadcasting or otherwise now known or herein after developed without the previous express consent by the copyright owner, except for reproduction in daily press and regular printed publications on sale to the public within 60 days of the event related to those data/results and always provided that copyright symbol appears together as follows below.

© MotoGP Sports Entertainment Group, 2026

Official MotoGP Timing by

www.motogp.com

Barcelona, Friday, May 15, 2026

## Free Practice Nr. 1

MotoGP™

Lap	Lap Time	T1	T2	T3	T4	Speed
Run #	2	Front Tyre	Slick-Soft	Rear Tyre	Slick-Medium	
		6 Laps at start		6 Laps at start		
7	1'48.084	19.859	35.752	19.765	32.776	217.3
8	<b>1'41.902</b>	16.957	33.622	19.383	31.940	349.5
9	<b>1'43.329</b>	16.722	33.302	19.049	34.256	350.6
10	1'41.200 *	16.758	33.347	19.058	32.037 *	350.6
	<b>unfinished</b>					345.0
Run #	3	Front Tyre	Slick-Soft	Rear Tyre	Slick-Medium	
		New Tyre		New Tyre		
11	1'45.884 *	19.363 *	34.865	19.404	32.252	214.2
12	<b>1'41.274</b>	16.978	33.433	19.106	31.757	351.7
13	<b>1'40.666</b>	16.769	33.213	19.015	31.669	356.4
14	<b>1'44.919</b>	16.812	36.597	19.587	31.923	349.5
15	1'55.951 P	17.026 *	36.166	19.783	42.976	348.3

**5th** **72** **Marco BEZZECCHI** APRILIA ITA  
Aprilia Racing

Runs=3 Total laps=19 Full laps=14 Valid laps=14

Run #	1	Front Tyre	Slick-Soft	Rear Tyre	Slick-Medium	
		New Tyre		New Tyre		
1	2'02.769	20.115	35.486	19.930	32.350	234.2
2	<b>1'43.552</b>	17.251	33.959	19.650	32.692	352.9
3	<b>1'42.068</b>	17.074	33.526	19.435	32.033	348.3
4	<b>1'40.422</b>	16.838	33.034	19.000	31.550	345.0
5	1'51.334 P	16.754	33.252	19.070	42.258	350.6
Run #	2	Front Tyre	Slick-Soft	Rear Tyre	Slick-Medium	
		5 Laps at start		5 Laps at start		
6	6'24.191	19.417	34.787	19.608	32.563	211.3
7	<b>1'41.955</b>	17.046	33.435	19.306	32.168	350.6
8	<b>1'41.005</b>	16.975	33.317	19.057	31.656	346.1
9	<b>1'40.585</b>	16.830	33.101	19.082	31.572	346.1
10	<b>1'40.519</b>	16.655	33.046	18.980	31.838	347.2
11	<b>1'40.476</b>	16.655	33.189	18.956	31.676	350.6
12	<b>1'40.970</b>	16.774	33.234	19.120	31.842	347.2
13	1'55.807 P	17.504	34.440	20.636	43.227	345.0
Run #	3	Front Tyre	Slick-Soft	Rear Tyre	Slick-Medium	
		13 Laps at start		13 Laps at start		
14	9'55.803	19.892	34.598	19.616	32.397	194.2
15	<b>1'42.486</b>	17.267	33.770	19.321	32.128	345.0
16	<b>1'45.719</b>	17.373	33.688	19.345	35.313	349.5
17	<b>1'42.332</b>	17.129	33.663	19.237	32.303	352.9
18	<b>1'42.162</b>	17.136	33.522	19.373	32.131	355.2
19	<b>1'42.256</b>	16.932	33.571	19.174	32.579	350.6

**6th** **23** **Enea BASTIANINI** KTM ITA  
Red Bull KTM Tech3

Runs=3 Total laps=17 Full laps=12 Valid laps=9

Run #	1	Front Tyre	Slick-Soft	Rear Tyre	Slick-Medium	
		New Tyre		New Tyre		
1	2'05.531	21.335	36.237	20.339	33.319	203.3
2	1'44.300 *	17.935 *	34.815	19.427	32.123	350.6
3	<b>1'41.640</b>	17.099	33.491	19.295	31.755	348.3
4	<b>1'40.730</b>	16.816	33.194	19.095	31.625	351.7
5	<b>1'40.436</b>	16.663	33.007	19.185	31.581	352.9
6	1'52.160 P	16.741	33.249	19.363	42.807	354.0

Lap	Lap Time	T1	T2	T3	T4	Speed
Run #	2	Front Tyre	Slick-Soft	Rear Tyre	Slick-Medium	
		6 Laps at start		6 Laps at start		
7	11'24.851	19.997	35.016	19.805	34.563	196.7
8	<b>1'42.041</b>	16.993	33.547	19.457	32.044	355.2
9	<b>1'41.524</b>	16.898	33.310	19.295	32.021	352.9
10	1'43.823 *	17.066 *	34.632	19.505	32.620 *	352.9
11	<b>1'41.467</b>	16.882	33.242	19.326	32.017	350.6
12	1'54.255 P	17.542	34.809	19.632	42.272	349.5
Run #	3	Front Tyre	Slick-Soft	Rear Tyre	Slick-Medium	
		12 Laps at start		12 Laps at start		
13	8'06.235	19.146	34.892	19.601	32.822	196.3
14	<b>1'42.377</b>	17.113	33.683	19.390	32.191	348.3
15	<b>1'41.942</b>	16.996	33.561	19.333	32.052	349.5
16	1'44.527 *	16.785 *	35.523	19.736	32.483	355.2
17	<b>1'41.962</b>	16.951	33.419	19.302	32.290	352.9

**7th** **54** **Fermin ALDEGUER** DUCATI SPA  
BK8 Gresini Racing MotoGP

Runs=3 Total laps=17 Full laps=12 Valid laps=12

Run #	1	Front Tyre	Slick-Soft	Rear Tyre	Slick-Medium	
		New Tyre		New Tyre		
1	2'07.060	19.140	35.761	20.039	33.281	231.2
2	<b>1'42.861</b>	17.344	34.139	19.335	32.043	346.1
3	<b>1'41.609</b>	17.055	33.582	19.167	31.805	348.3
4	<b>1'40.838</b>	16.855	33.334	19.048	31.601	346.1
5	<b>1'40.947</b>	16.880	33.188	19.191	31.688	346.1
6	<b>1'40.757</b>	16.766	33.056	19.169	31.766	352.9
7	<b>1'40.443</b>	16.769	32.975	19.137	31.562	348.3
8	1'54.921 P	16.977	34.627	19.586	43.731	343.9
Run #	2	Front Tyre	Slick-Soft	Rear Tyre	Slick-Medium	
		8 Laps at start		8 Laps at start		
9	8'35.134	20.712	36.556	19.980	34.238	216.8
10	<b>1'43.530</b>	17.461	34.180	19.512	32.377	346.1
11	<b>1'42.407</b>	17.123	33.716	19.368	32.200	346.1
12	1'58.891 P	17.271	35.862	21.259	44.499	341.7
Run #	3	Front Tyre	Slick-Soft	Rear Tyre	Slick-Medium	
		New Tyre		New Tyre		
13	10'43.369	20.392	35.587	19.783	32.323	192.1
14	<b>1'42.462</b>	17.308	33.854	19.371	31.929	350.6
15	<b>1'41.247</b>	17.028	33.271	19.228	31.720	348.3
16	<b>1'40.689</b>	16.879	33.135	19.090	31.585	348.3
17	<b>1'40.745</b>	16.853	33.163	19.073	31.656	346.1

**8th** **43** **Jack MILLER** YAMAHA AUS  
Prima Pramac Yamaha MotoGP

Runs=3 Total laps=17 Full laps=12 Valid laps=10

Run #	1	Front Tyre	Slick-Soft	Rear Tyre	Slick-Medium	
		New Tyre		New Tyre		
1	1'56.655	19.939	36.012	20.046	32.961	223.6
2	1'45.285 *	17.858 *	35.615	19.588	32.224	346.1
3	<b>1'41.490</b>	17.068	33.366	19.340	31.716	347.2
4	<b>1'40.631</b>	16.871	33.069	19.132	31.559	347.2
5	<b>1'40.466</b>	16.841	32.952	19.128	31.545	347.2
6	<b>1'41.122</b>	16.769	33.069	19.312	31.972	347.2
7	1'56.346 P	16.883	36.645	20.198	42.620	345.0

**Fastest Lap:** Alex MARQUEZ SPA BK8 Gresini Racing MotoGP **1'39.950** 16.675 32.805 19.020 31.450

These data/results cannot be reproduced, stored and/or transmitted in whole or in part by any manner of electronic, mechanical, photocopying, recording, broadcasting or otherwise now known or herein after developed without the previous express consent by the copyright owner, except for reproduction in daily press and regular printed publications on sale to the public within 60 days of the event related to those data/results and always provided that copyright symbol appears together as follows below.

© MotoGP Sports Entertainment Group, 2026

Official MotoGP Timing by TISSOT

www.motogp.com

Barcelona, Friday, May 15, 2026

Page 2 of 6



# Free Practice Nr. 1

MotoGP™

Lap	Lap Time	T1	T2	T3	T4	Speed
Run # 2	Front Tyre	Slick-Soft	Rear Tyre	Slick-Medium		
		7 Laps at start		7 Laps at start		
8	11'27.849	19.781	35.273	20.043	34.177	203.3
9	<b>1'42.303</b>	17.223	33.481	19.347	32.252	343.9
10	1'45.821 *	17.814 *	35.897	19.594	32.516 *	337.5
11	<b>1'41.697</b>	17.095	33.268	19.312	32.022	338.5
12	1'52.563 P	16.949	34.042	19.697	41.875	341.7
Run # 3	Front Tyre	Slick-Soft	Rear Tyre	Slick-Medium		
		12 Laps at start		12 Laps at start		
13	8'48.290	20.128	35.225	19.730	32.511	180.0
14	<b>1'45.897</b>	17.212	36.376	19.789	32.520	337.5
15	<b>1'44.056</b>	17.198	33.869	19.588	33.401	336.4
16	<b>1'42.298</b>	17.096	33.495	19.443	32.264	342.8
17	<b>1'42.322</b>	17.066	33.566	19.404	32.286	340.6

Lap	Lap Time	T1	T2	T3	T4	Speed
7	9'26.788	18.685	35.121	19.787	32.628	218.1
8	<b>1'43.846</b>	17.513	33.931	19.570	32.832	347.2
9	<b>1'42.069</b>	17.190	33.510	19.365	32.004	343.9
10	<b>1'41.899</b>	17.019	33.533	19.311	32.036	345.0
11	1'41.588 *	16.979	33.186	19.256	32.167 *	343.9
12	1'41.408 *	16.974	33.297	19.139	31.998 *	345.0
13	1'53.465 P	17.007	33.601	19.676	43.181	346.1
Run # 3	Front Tyre	Slick-Soft	Rear Tyre	Slick-Medium		
		13 Laps at start		13 Laps at start		
14	6'52.836	18.896	34.871	19.661	32.653	206.8
15	<b>1'42.603</b>	17.208	33.749	19.455	32.191	346.1
16	<b>1'41.847</b>	17.043	33.448	19.352	32.004	347.2
17	<b>1'42.043</b>	17.075	33.491	19.386	32.091	350.6
18	<b>1'42.594</b>	16.920	33.708	19.446	32.520	351.7
19	1'54.508 P	17.241	34.035	19.845	43.387	347.2

**9th 21 Franco MORBIDELLI** DUCATI ITA  
Pertamina Enduro VR46 Racing Team

**11th 11 Diogo MOREIRA** HONDA BRA  
Pro Honda LCR

Run #	1	Front Tyre	Slick-Soft	Rear Tyre	Slick-Medium	Speed
		New Tyre		New Tyre		
1	2'05.500	20.447	37.190	20.968	33.607	194.9
2	<b>1'44.202</b>	17.650	34.128	19.686	32.738	333.3
3	1'50.212 *	21.376 *	37.298	19.377	32.161	339.6
4	<b>1'41.687</b>	16.994	33.602	19.296	31.795	348.3
5	<b>1'40.943</b>	16.811	33.293	19.206	31.633	349.5
6	<b>1'41.048</b>	16.885	33.284	19.232	31.647	348.3
7	1'56.436 P	17.176 *	36.165	19.868	43.227	342.8

Run #	1	Front Tyre	Slick-Soft	Rear Tyre	Slick-Medium	Speed
		New Tyre		New Tyre		
1	1'58.025	19.653	35.582	20.021	32.526	224.5
2	<b>1'42.927</b>	17.287	34.153	19.350	32.137	340.6
3	<b>1'41.466</b>	17.032	33.548	19.208	31.678	346.1
4	<b>1'40.777</b>	16.888	33.307	19.048	31.534	348.3
5	<b>1'40.566</b>	16.779	33.244	19.068	31.475	350.6
6	1'52.645 P	16.776	33.419	19.472	42.978	343.9

Run #	2	Front Tyre	Slick-Soft	Rear Tyre	Slick-Medium	Speed
		7 Laps at start		7 Laps at start		
8	8'33.836	20.985	35.757	20.098	32.701	188.8
9	<b>1'42.833</b>	17.406	33.849	19.376	32.202	339.6
10	<b>1'41.989</b>	16.997	33.604	19.363	32.025	343.9
11	<b>1'41.733</b>	17.041	33.503	19.277	31.912	340.6
12	1'42.404 *	16.932	33.351	19.313	32.808 *	341.7
13	1'54.726 P	17.410 *	34.121	19.644	43.551	341.7

Run #	2	Front Tyre	Slick-Soft	Rear Tyre	Slick-Medium	Speed
		6 Laps at start		6 Laps at start		
7	10'12.493	19.398	35.215	20.009	32.487	224.0
8	<b>1'45.175</b>	17.503	33.868	19.404	34.400	339.6
9	<b>1'42.816</b>	17.209	33.919	19.530	32.158	345.0
10	<b>1'42.654</b>	17.110	33.787	19.563	32.194	345.0
11	1'52.843 P	16.993	33.629	19.196	43.025	345.0

Run #	3	Front Tyre	Slick-Soft	Rear Tyre	Slick-Medium	Speed
		New Tyre		New Tyre		
14	9'32.535	19.954	35.012	19.718	32.031	183.3
15	<b>1'41.440</b>	17.099	33.528	19.136	31.677	346.1
16	<b>1'40.669</b>	16.868	33.107	19.053	31.641	345.0
17	<b>1'40.513</b>	16.796	33.135	19.063	31.519	345.0
18	<b>1'41.325</b>	16.976	33.314	19.244	31.791	343.9

Run #	3	Front Tyre	Slick-Soft	Rear Tyre	Slick-Medium	Speed
		11 Laps at start		11 Laps at start		
12	8'57.216	19.866	35.422	20.056	32.776	223.1
13	<b>1'43.335</b>	17.413	34.146	19.510	32.266	340.6
14	<b>1'42.493</b>	17.147	33.829	19.389	32.128	345.0
15	<b>1'42.236</b>	17.048	33.679	19.334	32.175	345.0
16	<b>1'42.511</b>	16.977	33.807	19.430	32.297	347.2
17	<b>1'42.098</b>	16.926	33.690	19.324	32.158	346.1

**10th 5 Johann ZARCO** HONDA FRA  
Castrol Honda LCR

**12th 33 Brad BINDER** KTM RSA  
Red Bull KTM Factory Racing

Run #	1	Front Tyre	Slick-Soft	Rear Tyre	Slick-Medium	Speed
		New Tyre		New Tyre		
1	2'04.269	19.612	35.955	20.603	32.554	211.7
2	<b>1'42.616</b>	17.162	33.600	19.673	32.181	341.7
3	<b>1'41.686</b>	16.928	33.348	19.421	31.989	345.0
4	<b>1'40.851</b>	16.983	33.194	19.191	31.483	332.3
5	<b>1'40.544</b>	16.905	33.038	19.104	31.497	346.1
6	1'53.670 P	17.305	33.806	19.642	42.917	348.3
Run # 2	Front Tyre	Slick-Soft	Rear Tyre	Slick-Medium		
		6 Laps at start		6 Laps at start		

Run #	1	Front Tyre	Slick-Soft	Rear Tyre	Slick-Medium	Speed
		New Tyre		New Tyre		
1	1'57.599	20.268	36.432	20.125	32.765	202.2
2	1'43.295 *	17.313	34.330	19.338	32.314 *	347.2
3	<b>1'55.771</b>	20.612	43.535	19.430	32.194	348.3
4	<b>1'41.620</b>	17.033	33.532	19.230	31.825	352.9
5	<b>1'42.006</b>	16.781	33.287	19.278	32.660	348.3
6	<b>1'40.603</b>	16.747	33.105	19.123	31.628	347.2
7	<b>1'40.800</b>	16.741	33.150	19.154	31.755	350.6
8	1'54.872 P	16.775	33.262	21.222 *	43.613	347.2

**Fastest Lap:** Alex MARQUEZ SPA BK8 Gresini Racing MotoGP **1'39.950** 16.675 32.805 19.020 31.450

These data/results cannot be reproduced, stored and/or transmitted in whole or in part by any manner of electronic, mechanical, photocopying, recording, broadcasting or otherwise now known or herein after developed without the previous express consent by the copyright owner, except for reproduction in daily press and regular printed publications on sale to the public within 60 days of the event related to those data/results and always provided that copyright symbol appears together as follows below.

© MotoGP Sports Entertainment Group, 2026

Official MotoGP Timing by TISSOT

www.motogp.com

Barcelona, Friday, May 15, 2026



## Free Practice Nr. 1

MotoGP™

Lap	Lap Time	T1	T2	T3	T4	Speed
Run #	2	Front Tyre	Slick-Soft	Rear Tyre	Slick-Medium	
		New Tyre		New Tyre		
9	1'55.115	20.481	36.959	20.236	34.394	175.8
10	1'43.217 *	17.465	33.936	19.327	32.489 *	343.9
11	1'42.974 *	17.541 *	33.770	19.246	32.417	343.9
12	<b>1'41.243</b>	17.121	33.306	18.974	31.842	343.9
13	<b>1'40.602</b>	16.788	33.018	19.098	31.698	347.2
	<b>unfinished</b>					345.0

Run #	3	Front Tyre	Slick-Soft	Rear Tyre	Slick-Medium	
		8 Laps at start		8 Laps at start		
14	1'51.221 *	22.143 *	35.930	19.974	33.174	187.8
15	1'43.771 *	17.399	33.960	19.388	33.024 *	346.1
16	<b>1'41.961</b>	17.115	33.447	19.259	32.140	345.0

**13th 10** **Luca MARINI** HONDA ITA  
Honda HRC Castrol

Run #	1	Front Tyre	Slick-Soft	Rear Tyre	Slick-Medium	
		New Tyre		New Tyre		
1	2'07.126	20.627	35.880	19.973	33.126	205.3
2	<b>1'43.213</b>	17.398	34.187	19.378	32.250	348.3
3	<b>1'41.365</b>	16.856	33.539	19.291	31.679	342.8
4	<b>1'41.017</b>	16.882	33.299	19.191	31.645	345.0
5	<b>1'40.703</b>	16.731	33.158	19.220	31.594	347.2
6	1'50.414 P	16.755	33.184	19.210	41.265	336.4

Run #	2	Front Tyre	Slick-Soft	Rear Tyre	Slick-Medium	
		6 Laps at start		6 Laps at start		
7	6'52.754	19.227	34.406	19.729	32.436	203.7
8	<b>1'42.646</b>	17.339	33.698	19.495	32.114	348.3
9	<b>1'41.916</b>	17.224	33.371	19.269	32.052	343.9
10	<b>1'41.705</b>	16.931	33.421	19.280	32.073	347.2
11	1'51.869 P	16.849	33.575	19.403	42.042	348.3

Run #	3	Front Tyre	Slick-Soft	Rear Tyre	Slick-Medium	
		New Tyre		New Tyre		
12	12'49.733	18.062	34.460	19.588	32.015	216.4
13	<b>1'41.489</b>	17.158	33.310	19.152	31.869	348.3
14	<b>1'41.628</b>	16.889	33.558	19.486	31.695	352.9
15	<b>1'40.723</b>	16.816	33.165	19.124	31.618	350.6
16	<b>1'40.708</b>	16.749	33.084	19.214	31.661	348.3
17	1'59.556 P	17.295 *	36.724	22.222	43.315	352.9

**14th 20** **Fabio QUARTARARO** YAMAHA FRA  
Monster Energy Yamaha MotoGP Team

Run #	1	Front Tyre	Slick-Soft	Rear Tyre	Slick-Medium	
		New Tyre		New Tyre		
1	2'53.604	19.995	36.789	20.581	33.506	236.3
2	<b>1'45.724</b>	18.359	34.847	19.735	32.783	340.6
3	<b>1'42.348</b>	17.285	33.632	19.316	32.115	341.7
4	<b>1'41.079</b>	16.997	33.190	19.126	31.766	340.6
5	<b>1'40.979</b>	16.868	33.112	19.119	31.880	342.8
6	<b>1'40.719</b>	16.849	33.058	19.066	31.746	341.7
7	1'57.627 P	17.295 *	36.170	20.193	43.969	339.6

Run #	2	Front Tyre	Slick-Soft	Rear Tyre	Slick-Medium	
		7 Laps at start		7 Laps at start		
8	11'20.404	19.556	37.476	20.098	33.391	226.4

Lap	Lap Time	T1	T2	T3	T4	Speed
9	<b>1'44.262</b>	17.541	34.901	19.599	32.221	342.8
10	1'41.968 *	17.114	33.374	19.177	32.303 *	338.5
11	<b>1'43.843</b>	17.465	34.447	19.491	32.440	341.7
12	<b>1'41.866</b>	17.143	33.351	19.271	32.101	338.5
13	<b>1'41.445</b>	16.977	33.300	19.158	32.010	337.5
14	1'54.185 P	17.493 *	34.497	19.735	42.460	337.5

**15th 25** **Raul FERNANDEZ** APRILIA SPA  
Trackhouse MotoGP Team

Runs=3 Total laps=17 Full laps=11 Valid laps=9

Run #	1	Front Tyre	Slick-Soft	Rear Tyre	Slick-Medium	
		New Tyre		New Tyre		
1	2'13.033	20.158	35.864	20.051	32.580	221.3
2	<b>1'42.540</b>	17.196	33.792	19.517	32.035	348.3
3	<b>1'41.559</b>	17.108	33.416	19.308	31.727	350.6
4	<b>1'41.257</b>	16.933	33.341	19.287	31.696	350.6
5	<b>1'43.058</b>	16.790	34.370	19.583	32.315	350.6
6	<b>1'40.733</b>	16.721	33.275	19.086	31.651	354.0
7	1'50.315 P	16.712	33.213	19.129	41.261	354.0

Run #	2	Front Tyre	Slick-Soft	Rear Tyre	Slick-Medium	
		7 Laps at start		7 Laps at start		
8	9'56.726	19.429	34.916	19.839	32.321	222.6
9	<b>1'43.401</b>	17.936	33.832	19.373	32.260	342.8
10	<b>1'41.925</b>	17.241	33.450	19.281	31.953	342.8
11	1'42.882 *	16.953	33.389	19.149	33.391 *	341.7
12	1'42.518 *	17.251	33.707 *	19.452	32.108	341.7
13	1'55.417 P	17.151	33.593	19.371	45.302	343.9

Run #	3	Front Tyre	Slick-Soft	Rear Tyre	Slick-Medium	
		13 Laps at start		New Tyre		
14	8'43.629	19.694	34.788	19.734	32.594	220.4
15	<b>1'41.876</b>	17.214	33.408	19.362	31.892	343.9
16	<b>1'41.706</b>	17.115	33.408	19.237	31.946	342.8
17	2'05.525 P	19.175 *	36.614	23.412	46.324	343.9

**16th 36** **Joan MIR** HONDA SPA  
Honda HRC Castrol

Runs=3 Total laps=16 Full laps=11 Valid laps=9

Run #	1	Front Tyre	Slick-Soft	Rear Tyre	Slick-Medium	
		New Tyre		New Tyre		
1	2'12.107	19.686	35.906	20.176	33.118	224.0
2	1'44.205 *	18.369 *	34.256	19.509	32.071	352.9
3	<b>1'41.288</b>	17.074	33.254	19.225	31.735	349.5
4	<b>1'41.064</b>	16.713	33.227	19.366	31.758	354.0
5	<b>1'40.945</b>	16.670	33.342	19.222	31.711	346.1
6	<b>1'41.098</b>	16.810	33.124	19.050	32.114	351.7
7	<b>1'40.770</b>	16.734	33.074	19.228	31.734	350.6
8	1'54.482 P	16.727	34.729	19.769	43.257	352.9

Run #	2	Front Tyre	Slick-Soft	Rear Tyre	Slick-Medium	
		8 Laps at start		8 Laps at start		
9	13'47.545 *	19.140	34.631	21.168	32.947 *	210.1
10	1'42.952 *	17.249 *	33.859	19.466	32.378	346.1
11	<b>1'41.805</b>	17.016	33.379	19.328	32.082	347.2
12	1'54.589 P	17.029	33.323	21.088	43.149	346.1

Run #	3	Front Tyre	Slick-Soft	Rear Tyre	Slick-Medium	
		12 Laps at start		12 Laps at start		
13	7'21.907	21.220	34.653	19.659	32.662	209.3

**Fastest Lap:** Alex MARQUEZ SPA BK8 Gresini Racing MotoGP **1'39.950** 16.675 32.805 19.020 31.450

These data/results cannot be reproduced, stored and/or transmitted in whole or in part by any manner of electronic, mechanical, photocopying, recording, broadcasting or otherwise now known or herein after developed without the previous express consent by the copyright owner, except for reproduction in daily press and regular printed publications on sale to the public within 60 days of the event related to those data/results and always provided that copyright symbol appears together as follows below.

© MotoGP Sports Entertainment Group, 2026

Official MotoGP Timing by **TISSOT**

www.motogp.com

Barcelona, Friday, May 15, 2026

Page 4 of 6



## Free Practice Nr. 1

MotoGP™

Lap	Lap Time	T1	T2	T3	T4	Speed	Lap	Lap Time	T1	T2	T3	T4	Speed
14	<b>1'44.442</b>	17.077	33.775	21.391	32.199	348.3	17	<b>1'40.978</b>	16.897	33.126	19.309	31.646	350.6
15	<b>1'42.035</b>	17.010	33.507	19.364	32.154	350.6	18	<b>1'40.942</b>	16.858	33.317	19.120	31.647	354.0
16	<b>1'41.920</b>	16.946	33.413	19.413	32.148	349.5	19	<b>1'41.281</b>	16.735	33.307	19.241	31.998	352.9
<b>17th 63 Francesco BAGNAIA</b> DUCATI ITA Ducati Lenovo Team							<b>19th 12 Maverick VIÑALES</b> KTM SPA Red Bull KTM Tech3						
Runs=3 Total laps=17 Full laps=11 Valid laps=9							Runs=3 Total laps=18 Full laps=13 Valid laps=12						
Run #	1	Front Tyre	Slick-Soft	Rear Tyre	Slick-Medium		Run #	1	Front Tyre	Slick-Soft	Rear Tyre	Slick-Medium	
			New Tyre		New Tyre					New Tyre		New Tyre	
1	2'08.127	19.912	35.744	19.811	32.904	217.3	1	2'26.387	20.443	36.308	20.473	34.587	211.7
2	<b>1'43.878</b>	17.369	34.425	19.591	32.493	339.6	2	<b>1'45.595</b>	18.102	34.754	19.817	32.922	316.7
3	<b>1'42.134</b>	17.234	33.543	19.346	32.011	347.2	3	<b>1'43.868</b>	17.495	34.011	19.722	32.640	339.6
4	1'46.739 *	19.423 *	35.853	19.426	32.037	355.2	4	<b>1'42.886</b>	17.219	33.805	19.489	32.373	347.2
5	<b>1'41.276</b>	16.901	33.365	19.172	31.838	352.9	5	<b>1'42.029</b>	17.061	33.387	19.317	32.264	345.0
6	<b>1'40.890</b>	16.827	33.273	19.097	31.693	352.9	6	<b>1'41.699</b>	16.928	33.376	19.311	32.084	346.1
7	1'55.951 P	17.376 *	36.313	19.664	42.598	352.9	7	<b>1'41.420</b>	16.835	33.348	19.201	32.036	346.1
			7 Laps at start		7 Laps at start					8 Laps at start		8 Laps at start	
8	7'33.451	20.219	37.903	19.766	32.359	212.5	8	1'56.039 P	16.903	35.830	19.995	43.311	347.2
9	<b>1'42.787</b>	17.180	33.800	19.834	31.973	349.5	9	8'33.125	20.112	35.120	19.968	34.743	209.3
10	<b>1'41.858</b>	16.983	33.619	19.217	32.039	351.7	10	<b>1'44.154</b>	17.781	34.103	19.528	32.742	346.1
11	1'55.148 P	16.672 *	36.109	19.459	42.908	351.7	11	<b>1'44.235</b>	17.272	33.799	19.393	33.771	342.8
			11 Laps at start		11 Laps at start					New Tyre		New Tyre	
12	11'49.980	19.318	34.786	19.658	32.457	226.8	12	1'42.617 *	17.162	33.555	19.245	32.655 *	348.3
13	<b>1'42.838</b>	17.135	33.975	19.493	32.235	351.7	13	<b>1'42.228</b>	17.023	33.556	19.403	32.246	350.6
14	1'43.682 *	16.613 *	34.567	19.733	32.769	351.7	14	1'53.916 P	17.643	34.399	19.469	42.405	345.0
15	<b>1'42.344</b>	17.068	33.735	19.346	32.195	351.7				New Tyre		New Tyre	
16	<b>1'42.367</b>	17.009	33.718	19.267	32.373	351.7	15	8'20.448	19.383	34.290	19.439	32.312	219.9
17	2'01.601 P	20.040 *	37.830	20.001	43.730	350.6	16	<b>1'41.521</b>	17.115	33.345	19.101	31.960	350.6
<b>18th 79 Ai OGURA</b> APRILIA JPN Trackhouse MotoGP Team							<b>20th 47 Augusto FERNANDEZ</b> YAMAHA SPA Yamaha Factory Racing						
Runs=3 Total laps=19 Full laps=14 Valid laps=13							Runs=3 Total laps=20 Full laps=15 Valid laps=13						
Run #	1	Front Tyre	Slick-Soft	Rear Tyre	Slick-Medium		Run #	1	Front Tyre	Slick-Soft	Rear Tyre	Slick-Medium	
			New Tyre		New Tyre					New Tyre		New Tyre	
1	2'01.808 *	20.520	36.636	20.505	33.343 *	212.1	1	2'07.592	21.216	37.741	20.727	33.967	207.2
2	<b>1'44.119</b>	17.460	34.427	19.838	32.394	347.2	2	<b>1'44.664</b>	17.694	34.779	19.937	32.254	318.5
3	<b>1'42.347</b>	17.121	33.794	19.388	32.044	349.5	3	<b>1'42.781</b>	17.324	34.040	19.520	31.897	329.2
4	<b>1'42.366</b>	17.253	33.874	19.371	31.868	336.4	4	<b>1'42.094</b>	17.177	33.565	19.453	31.899	336.4
5	<b>1'41.435</b>	17.112	33.359	19.313	31.651	351.7	5	<b>1'46.126</b>	16.851	33.551	19.622	36.102	347.2
6	1'57.526 P	17.000	33.424	19.274	47.828	348.3	6	<b>1'41.652</b>	17.153	33.391	19.294	31.814	338.5
			6 Laps at start		6 Laps at start					8 Laps at start		8 Laps at start	
7	9'00.517 *	19.948	36.082	20.093	34.195 *	211.3	7	<b>1'41.345</b>	16.914	33.212	19.278	31.941	348.3
8	1'43.350 *	17.325	34.240	19.513	32.272 *	348.3	8	1'57.988 P	18.299 *	37.318	20.497	41.874	346.1
9	<b>1'41.967</b>	17.206	33.590	19.339	31.832	348.3				New Tyre		New Tyre	
10	<b>1'41.869</b>	16.903	33.356	19.271	32.339	351.7	9	7'18.448	20.180	37.204	20.582	33.135	175.8
11	<b>1'41.330</b>	16.942	33.311	19.173	31.904	354.0	10	<b>1'43.557</b>	17.360	34.199	19.429	32.569	340.6
12	<b>1'42.286</b>	16.967	33.389	19.341	32.589	348.3	11	<b>1'42.682</b>	17.213	33.787	19.472	32.210	342.8
13	<b>1'41.337</b>	16.875	33.358	19.272	31.832	349.5	12	1'42.702 *	17.102	33.772	19.557	32.271 *	345.0
14	2'02.999 P	18.101	38.597	20.782	45.519	340.6	13	1'42.312 *	16.986	33.664	19.447	32.215 *	340.6
			14 Laps at start		New Tyre					8 Laps at start		8 Laps at start	
15	7'06.585	22.951	36.201	19.614	32.318	169.5	14	1'53.127 P	17.060	33.742	19.481	42.844	342.8
16	<b>1'41.401</b>	17.012	33.341	19.213	31.835	351.7				New Tyre		New Tyre	
<b>Fastest Lap:</b> Alex MARQUEZ SPA BK8 Gresini Racing MotoGP <b>1'39.950</b> 16.675 32.805 19.020 31.450							15 7'31.954 22.714 36.916 20.544 33.006 163.8						

These data/results cannot be reproduced, stored and/or transmitted in whole or in part by any manner of electronic, mechanical, photocopying, recording, broadcasting or otherwise now known or herein after developed without the previous express consent by the copyright owner, except for reproduction in daily press and regular printed publications on sale to the public within 60 days of the event related to those data/results and always provided that copyright symbol appears together as follows below.

© MotoGP Sports Entertainment Group, 2026

Official MotoGP Timing by  TISSOT

www.motogp.com

Barcelona, Friday, May 15, 2026

Page 5 of 6



## Free Practice Nr. 1

MotoGP™

Lap	Lap Time	T1	T2	T3	T4	Speed	Lap	Lap Time	T1	T2	T3	T4	Speed
16	<b>1'43.245</b>	17.689	34.116	19.528	31.912	341.7	16	1'45.142 *	17.390 *	35.705	19.578	32.469	343.9
17	<b>1'44.757</b>	17.019	35.227	19.567	32.944	346.1	17	<b>1'42.002</b>	17.134	33.404	19.355	32.109	339.6
18	<b>1'41.980</b>	17.201	33.419	19.381	31.979	343.9	18	<b>1'42.081</b>	17.077	33.455	19.272	32.277	340.6
19	<b>1'41.434</b>	16.952	33.233	19.288	31.961	343.9							
20	<b>1'41.409</b>	16.925	33.264	19.270	31.950	343.9							

**21st** **42** **Alex RINS** YAMAHA SPA  
Monster Energy Yamaha MotoGP Team

Runs=3 Total laps=16 Full laps=11 Valid laps=9

Run #	1	Front Tyre	Slick-Soft	Rear Tyre	Slick-Medium	
		New Tyre		New Tyre		
1	1'55.565	20.099	36.299	20.051	32.930	216.0
2	<b>1'42.239</b>	17.170	33.721	19.375	31.973	340.6
3	<b>1'41.623</b>	17.063	33.524	19.291	31.745	345.0
4	<b>1'41.467</b>	16.900	33.402	19.374	31.791	346.1
5	<b>1'42.389</b>	16.965	33.704	19.578	32.142	343.9
6	1'43.724 *	16.863	33.419	20.222 *	33.220	347.2
7	1'53.890 P	16.947	34.296	19.982	42.665	346.1
Run #	2	Front Tyre	Slick-Soft	Rear Tyre	Slick-Medium	
		7 Laps at start		7 Laps at start		
8	8'08.311	19.595	35.852	20.742	32.810	189.8
9	<b>1'43.561</b>	17.277	33.980	19.650	32.654	343.9
10	1'54.184 P	17.038	33.929	20.147	43.070	342.8
Run #	3	Front Tyre	Slick-Soft	Rear Tyre	Slick-Medium	
		10 Laps at start		10 Laps at start		
11	13'16.540	18.696	34.747	19.623	32.513	226.4
12	<b>1'42.608</b>	17.182	33.642	19.416	32.368	345.0
13	<b>1'42.715</b>	17.109	33.559	19.544	32.503	348.3
14	1'47.457 *	17.639 *	37.460	19.785	32.573	351.7
15	<b>1'42.240</b>	17.069	33.556	19.374	32.241	348.3
16	<b>1'42.321</b>	16.964	33.599	19.480	32.278	345.0

**22nd** **7** **Toprak RAZGATLIOGLU** YAMAHA TUR  
Prima Pramac Yamaha MotoGP

Runs=3 Total laps=18 Full laps=13 Valid laps=8

Run #	1	Front Tyre	Slick-Soft	Rear Tyre	Slick-Medium	
		New Tyre		New Tyre		
1	2'00.798	18.730	35.896	20.082	33.364	234.7
2	1'45.921 *	18.891 *	35.228	19.604	32.198	345.0
3	1'46.190 *	18.273 *	35.029	20.828	32.060	349.5
4	<b>1'42.150</b>	16.880	33.799	19.382	32.089	348.3
5	<b>1'41.940</b>	16.839	33.604	19.420	32.077	347.2
6	<b>1'42.275</b>	16.831	33.620	19.513	32.311	346.1
7	1'52.759 P	16.987	33.702	19.476	42.594	341.7
Run #	2	Front Tyre	Slick-Soft	Rear Tyre	Slick-Medium	
		7 Laps at start		7 Laps at start		
8	10'40.275	20.041	35.384	19.895	33.326	204.1
9	<b>1'45.454</b>	17.270	34.687	21.063	32.434	340.6
10	<b>1'43.019</b>	17.504	33.864	19.403	32.248	345.0
11	1'42.509 *	17.075	33.553	19.407	32.474 *	339.6
12	1'43.667 *	17.398 *	34.647	19.388	32.234	340.6
13	1'52.112 P	17.028	33.692	19.373	42.019	342.8
Run #	3	Front Tyre	Slick-Soft	Rear Tyre	Slick-Medium	
		New Tyre		New Tyre		
14	6'24.351	24.324	37.438	20.637	33.768	151.6
15	<b>1'46.226</b>	17.720	34.692	20.015	33.799	340.6

**Fastest Lap:** Alex MARQUEZ SPA BK8 Gresini Racing MotoGP **1'39.950** 16.675 32.805 19.020 31.450

These data/results cannot be reproduced, stored and/or transmitted in whole or in part by any manner of electronic, mechanical, photocopying, recording, broadcasting or otherwise now known or herein after developed without the previous express consent by the copyright owner, except for reproduction in daily press and regular printed publications on sale to the public within 60 days of the event related to those data/results and always provided that copyright symbol appears together as follows below.

© MotoGP Sports Entertainment Group, 2026

Official MotoGP Timing by TISSOT

www.motogp.com

Barcelona, Friday, May 15, 2026

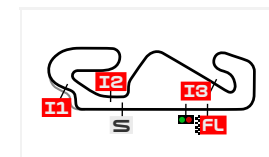
Page 6 of 6



# BEST PARTIAL TIMES

## MONSTER ENERGY GRAND PRIX OF CATALONIA

### FREE PRACTICE NR. 1



Circuit de Barcelona-Catalunya#657 m.

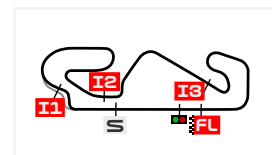
*IT* Ideal Lap Time, sum of the best partial times

*BT* Best Lap Time

Pos	T1		T2		T3		T4		Pos	Rider	IT	BT	
	Rider	Time	Rider	Time	Rider	Time	Rider	Time					
1	F.DI GIANNANT	16.585	A.MARQUEZ	32.805	M.BEZZECCHI	18.956	A.MARQUEZ	31.359	1	A.MARQUEZ	1'39.821	1'39.950	(1)
2	<b>P.ACOSTA</b>	<b>16.590</b>	<b>J.MILLER</b>	<b>32.952</b>	<b>B.BINDER</b>	<b>18.974</b>	<b>D.MOREIRA</b>	<b>31.475</b>	2	J.MARTIN	1'40.182	1'40.299	(2)
3	M.BEZZECCHI	16.655	J.MARTIN	32.970	P.ACOSTA	18.980	J.ZARCO	31.483	3	M.BEZZECCHI	1'40.195	1'40.422	(5)
4	<b>E.BASTIANINI</b>	<b>16.663</b>	<b>F.ALDEGUER</b>	<b>32.975</b>	<b>A.MARQUEZ</b>	<b>18.982</b>	<b>F.DI GIANNANT</b>	<b>31.494</b>	4	F.DI GIANNANTONI	1'40.205	1'40.343	(3)
5	J.MIR	16.670	E.BASTIANINI	33.007	J.MARTIN	19.025	J.MARTIN	31.510	5	E.BASTIANINI	1'40.346	1'40.436	(6)
6	<b>A.MARQUEZ</b>	<b>16.675</b>	<b>B.BINDER</b>	<b>33.018</b>	<b>D.MOREIRA</b>	<b>19.048</b>	<b>F.MORBIDELLI</b>	<b>31.519</b>	6	F.ALDEGUER	1'40.351	1'40.443	(7)
7	J.MARTIN	16.677	M.BEZZECCHI	33.034	F.ALDEGUER	19.048	J.MILLER	31.545	7	B.BINDER	1'40.361	1'40.602	(12)
8	<b>R.FERNANDEZ</b>	<b>16.712</b>	<b>J.ZARCO</b>	<b>33.038</b>	<b>J.MIR</b>	<b>19.050</b>	<b>M.BEZZECCHI</b>	<b>31.550</b>	8	P.ACOSTA	1'40.388	1'40.388	(4)
9	L.MARINI	16.731	F.QUARTARARO	33.058	F.DI GIANNANT	19.050	F.ALDEGUER	31.562	9	J.MILLER	1'40.394	1'40.466	(8)
10	<b>A.OGURA</b>	<b>16.735</b>	<b>J.MIR</b>	<b>33.074</b>	<b>F.MORBIDELLI</b>	<b>19.053</b>	<b>E.BASTIANINI</b>	<b>31.581</b>	10	F.MORBIDELLI	1'40.475	1'40.513	(9)
11	B.BINDER	16.741	F.DI GIANNANT	33.076	F.QUARTARARO	19.066	L.MARINI	31.594	11	J.MIR	1'40.505	1'40.770	(16)
12	<b>F.ALDEGUER</b>	<b>16.766</b>	<b>L.MARINI</b>	<b>33.084</b>	<b>R.FERNANDEZ</b>	<b>19.086</b>	<b>P.ACOSTA</b>	<b>31.624</b>	12	J.ZARCO	1'40.530	1'40.544	(10)
13	J.MILLER	16.769	M.VIÑALES	33.099	E.BASTIANINI	19.095	B.BINDER	31.628	13	L.MARINI	1'40.533	1'40.703	(13)
14	<b>D.MOREIRA</b>	<b>16.776</b>	<b>F.MORBIDELLI</b>	<b>33.107</b>	<b>F.BAGNAIA</b>	<b>19.097</b>	<b>A.OGURA</b>	<b>31.646</b>	14	D.MOREIRA	1'40.543	1'40.566	(11)
15	F.MORBIDELLI	16.796	A.OGURA	33.126	M.VIÑALES	19.101	R.FERNANDEZ	31.651	15	A.OGURA	1'40.627	1'40.942	(18)
16	<b>F.BAGNAIA</b>	<b>16.827</b>	<b>P.ACOSTA</b>	<b>33.194</b>	<b>J.ZARCO</b>	<b>19.104</b>	<b>F.BAGNAIA</b>	<b>31.693</b>	16	R.FERNANDEZ	1'40.662	1'40.733	(15)
17	T.RAZGATLIOG	16.831	A.FERNANDEZ	33.212	A.OGURA	19.120	J.MIR	31.711	17	F.QUARTARARO	1'40.719	1'40.719	(14)
18	<b>M.VIÑALES</b>	<b>16.835</b>	<b>R.FERNANDEZ</b>	<b>33.213</b>	<b>L.MARINI</b>	<b>19.124</b>	<b>A.RINS</b>	<b>31.745</b>	18	F.BAGNAIA	1'40.890	1'40.890	(17)
19	F.QUARTARARO	16.849	D.MOREIRA	33.244	J.MILLER	19.128	F.QUARTARARO	31.746	19	M.VIÑALES	1'40.915	1'40.979	(19)
20	<b>A.FERNANDEZ</b>	<b>16.851</b>	<b>F.BAGNAIA</b>	<b>33.273</b>	<b>A.FERNANDEZ</b>	<b>19.270</b>	<b>A.FERNANDEZ</b>	<b>31.814</b>	20	A.FERNANDEZ	1'41.147	1'41.345	(20)
21	A.RINS	16.863	A.RINS	33.402	T.RAZGATLIOG	19.272	M.VIÑALES	31.880	21	A.RINS	1'41.301	1'41.467	(21)
22	<b>J.ZARCO</b>	<b>16.905</b>	<b>T.RAZGATLIOG</b>	<b>33.404</b>	<b>A.RINS</b>	<b>19.291</b>	<b>T.RAZGATLIOG</b>	<b>32.060</b>	22	T.RAZGATLIOGLU	1'41.567	1'41.940	(22)

These data/results cannot be reproduced, stored and/or transmitted in whole or in part by any manner of electronic, mechanical, photocopying, recording, broadcasting or otherwise now known or herein after developed without the previous express consent by the copyright owner, except for reproduction in daily press and regular printed publications on sale to the public within 60 days of the event related to those data/results and always provided that copyright symbol appears together as follows below.

© MotoGP Sports Entertainment Group, 2026



Circuit de Barcelona-Catalunya 4657 m.

## FASTEST LAPS SEQUENCE

### MONSTER ENERGY GRAND PRIX OF CATALONIA

#### FREE PRACTICE NR. 1

<i>Practice Time</i>	<i>#</i>	<i>Rider</i>	<i>Nation</i>	<i>Motorcycle</i>	<i>Time</i>	<i>Km/h</i>	<i>Rider's Lap</i>
<b>3'37.341</b>	37	<b>Pedro ACOSTA</b>	SPA	KTM	<b>1'42.017</b>	164.3	2
<b>5'18.148</b>	37	<b>Pedro ACOSTA</b>	SPA	KTM	<b>1'40.807</b>	166.3	3
<b>5'31.810</b>	89	<b>Jorge MARTIN</b>	SPA	APRILIA	<b>1'40.480</b>	166.8	3
<b>6'58.536</b>	37	<b>Pedro ACOSTA</b>	SPA	KTM	<b>1'40.388</b>	167.0	4
<b>10'23.039</b>	49	<b>Fabio DI GIANNANTONI</b>	ITA	DUCATI	<b>1'40.343</b>	167.0	6
<b>10'40.386</b>	89	<b>Jorge MARTIN</b>	SPA	APRILIA	<b>1'40.331</b>	167.0	6
<b>12'20.685</b>	89	<b>Jorge MARTIN</b>	SPA	APRILIA	<b>1'40.299</b>	167.1	7
<b>42'13.546</b>	73	<b>Alex MARQUEZ</b>	SPA	DUCATI	<b>1'40.021</b>	167.6	15
<b>43'53.496</b>	73	<b>Alex MARQUEZ</b>	SPA	DUCATI	<b>1'39.950</b>	167.7	16

These data/results cannot be reproduced, stored and/or transmitted in whole or in part by any manner of electronic, mechanical, photocopying, recording, broadcasting or otherwise now known or herein after developed without the previous express consent by the copyright owner, except for reproduction in daily press and regular printed publications on sale to the public within 60 days of the event related to those data/results and always provided that copyright symbol appears together as follows below.

© MotoGP Sports Entertainment Group, 2026

Official MotoGP Timing by [www.motogp.com](http://www.motogp.com)

Barcelona, Friday, May 15, 2026