

Circuit de Barcelona-Catalunya 4657 m.

CLASSIFICATION

MONSTER ENERGY GRAND PRIX OF CATALONIA

PRACTICE

#	Rider	Nation	Team	Motorcycle	Time	Lap Total	Gap	T. Speed
1	13 Celestino VIETTI	ITA	Beta Tools SpeedRS Team	BOSCOSCURO	1'41.611	15 18		292.6
2	81 Senna AGIUS	AUS	LIQUI MOLY Dynavolt Intact GP	KALEX	1'41.625	16 20	0.014 0.014	293.4
3	21 Alonso LOPEZ	SPA	ITALJET Gresini Moto2	KALEX	1'41.637	14 18	0.026 0.012	294.2
4	96 Daniel HOLGADO	SPA	CFMOTO Impulse Aspar Team	KALEX	1'41.815	15 20	0.204 0.178	296.7
5	28 Izan GUEVARA	SPA	BLU CRU Pramac Yamaha Moto2	BOSCOSCURO	1'41.827	2 13	0.216 0.012	295.0
6	11 Alex ESCRIG	SPA	KLINT Racing Team	FORWARD	1'41.959	14 19	0.348 0.132	286.4
7	18 Manuel GONZALEZ	SPA	LIQUI MOLY Dynavolt Intact GP	KALEX	1'42.011	15 20	0.400 0.052	293.4
8	12 Filip SALAC	CZE	OnlyFans American Racing Team	KALEX	1'42.073	18 19	0.462 0.062	288.7
9	95 Collin VEIJER	NED	Red Bull KTM Ajo	KALEX	1'42.088	16 19	0.477 0.015	290.3
10	71 Ayumu SASAKI	JPN	Momoven Idrofoglia RW Racing Team	KALEX	1'42.104	15 19	0.493 0.016	293.4
11	44 Aron CANET	SPA	ELF Marc VDS Racing Team	BOSCOSCURO	1'42.151	12 13	0.540 0.047	290.3
12	53 Deniz ÖNCÜ	TUR	ELF Marc VDS Racing Team	BOSCOSCURO	1'42.198	2 16	0.587 0.047	291.8
13	54 Alberto FERRANDEZ	SPA	BLU CRU Pramac Yamaha Moto2	BOSCOSCURO	1'42.208	14 15	0.597 0.010	295.0
14	17 Daniel MUÑOZ	SPA	Italtrans Racing Team	KALEX	1'42.217	17 19	0.606 0.009	288.0
15	98 Jose Antonio RUEDA	SPA	Red Bull KTM Ajo	KALEX	1'42.224	18 19	0.613 0.007	292.6
16	4 Ivan ORTOLA	SPA	QJMOTOR - Bordoy - MSI	KALEX	1'42.247	2 17	0.636 0.023	296.7
17	14 Tony ARBOLINO	ITA	REDS Fantic Racing	KALEX	1'42.313	17 20	0.702 0.066	296.7
18	3 Sergio GARCIA	SPA	ITALJET Gresini Moto2	KALEX	1'42.384	12 18	0.773 0.071	292.6
19	10 Unai ORRADRE	SPA	QJMOTOR - Bordoy - MSI	KALEX	1'42.392	4 20	0.781 0.008	293.4
20	7 Barry BALTUS	BEL	REDS Fantic Racing	KALEX	1'42.530	4 12	0.919 0.138	293.4
21	16 Joe ROBERTS	USA	OnlyFans American Racing Team	KALEX	1'42.742	13 14	1.131 0.212	290.3
22	84 Zonta VD GOORBERGH	NED	Momoven Idrofoglia RW Racing Team	KALEX	1'42.753	17 19	1.142 0.011	291.8
23	32 Luca LUNETTA	ITA	Beta Tools SpeedRS Team	BOSCOSCURO	1'42.770	4 20	1.159 0.017	291.8
24	72 Taiyo FURUSATO	JPN	Idemitsu Honda Team Asia	KALEX	1'43.283	14 17	1.672 0.513	294.2
25	85 Xabi ZURUTUZA	SPA	KLINT Racing Team	FORWARD	1'43.330	14 18	1.719 0.047	289.5
26	80 David ALONSO	COL	CFMOTO Impulse Aspar Team	KALEX	1'43.401	2 5	1.790 0.071	291.8
27	99 Adrian HUERTAS	SPA	Italtrans Racing Team	KALEX	1'43.611	5 17	2.000 0.210	291.1

Practice condition: Dry

Air: 16°

Humidity: 53%

Ground: 26°

Fastest Lap:	Lap: 15	Celestino VIETTI	1'41.611	164.9 Km/h
Best Race Lap:	2025	Daniel MUÑOZ	1'42.355	163.7 Km/h
All-Time Lap Record:	2025	Daniel HOLGADO	1'41.549	165.0 Km/h

The results are provisional until the end of the limit for protest and appeals.

Time limit for protest expires 60' after publication of the results - Time:

Jaume Paris

14:59

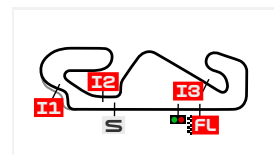
These data/results cannot be reproduced, stored and/or transmitted in whole or in part by any manner of electronic, mechanical, photocopying, recording, broadcasting or otherwise now known or herein after developed without the previous express consent by the copyright owner, except for reproduction in daily press and regular printed publications on sale to the public within 60 days of the event related to those data/results and always provided that copyright symbol appears together as follows below.

© MotoGP Sports Entertainment Group, 2026

Official MotoGP Timing by

www.motogp.com

Barcelona, Friday, May 15, 2026



Circuit de Barcelona-Catalunya 4657 m.

TOP SPEED & AVERAGE

MONSTER ENERGY GRAND PRIX OF CATALONIA

PRACTICE

#	Rider	Nation	Motorcycle	Top 5 speeds					Average	Top
4	Ivan ORTOLA	SPA	KALEX	296.7	294.2	293.4	292.6	292.6	293.9	296.7
14	Tony ARBOLINO	ITA	KALEX	296.7	292.6	292.6	292.6	291.8	292.8	296.7
96	Daniel HOLGADO	SPA	KALEX	296.7	294.2	291.8	291.8	291.1	292.5	296.7
28	Izan GUEVARA	SPA	BOSCOSCURO	295.0	291.8	291.1	291.1	290.3	291.9	295.0
54	Alberto FERRANDEZ	SPA	BOSCOSCURO	295.0	294.2	293.4	292.6	292.6	293.6	295.0
21	Alonso LOPEZ	SPA	KALEX	294.2	293.4	289.5	289.5	288.7	291.1	294.2
72	Taiyo FURUSATO	JPN	KALEX	294.2	291.1	290.3	290.3	288.7	290.3	294.2
7	Barry BALTUS	BEL	KALEX	293.4	288.7	288.7	288.0	286.4	289.0	293.4
10	Unai ORRADRE	SPA	KALEX	293.4	291.1	290.3	289.5	288.7	290.1	293.4
18	Manuel GONZALEZ	SPA	KALEX	293.4	292.6	291.8	291.8	290.3	291.7	293.4
71	Ayumu SASAKI	JPN	KALEX	293.4	292.6	291.8	291.8	291.8	292.3	293.4
81	Senna AGIUS	AUS	KALEX	293.4	290.3	290.3	289.5	288.0	289.9	293.4
3	Sergio GARCIA	SPA	KALEX	292.6	289.5	289.5	288.7	288.0	289.4	292.6
13	Celestino VIETTI	ITA	BOSCOSCURO	292.6	289.5	289.5	289.5	288.7	289.5	292.6
98	Jose Antonio RUEDA	SPA	KALEX	292.6	290.3	290.3	290.3	290.3	290.7	292.6
32	Luca LUNETTA	ITA	BOSCOSCURO	291.8	291.8	291.1	291.1	291.1	291.4	291.8
53	Deniz ÖNCÜ	TUR	BOSCOSCURO	291.8	291.1	291.1	291.1	291.1	291.2	291.8
80	David ALONSO	COL	KALEX	291.8	290.3	290.3	289.5	159.5	264.3	291.8
84	Zonta VD GOORBERGH	NED	KALEX	291.8	289.5	288.0	288.0	287.2	288.4	291.8
99	Adrian HUERTAS	SPA	KALEX	291.1	289.5	289.5	288.7	288.7	289.2	291.1
16	Joe ROBERTS	USA	KALEX	290.3	288.7	288.7	288.7	287.2	288.3	290.3
44	Aron CANET	SPA	BOSCOSCURO	290.3	290.3	288.7	288.7	288.7	289.3	290.3
95	Collin VEIJER	NED	KALEX	290.3	289.5	289.5	288.7	288.7	289.0	290.3
85	Xabi ZURUTUZA	SPA	FORWARD	289.5	288.7	288.0	287.2	286.4	287.7	289.5
12	Filip SALAC	CZE	KALEX	288.7	288.0	288.0	287.2	287.2	287.6	288.7
17	Daniel MUÑOZ	SPA	KALEX	288.0	288.0	287.2	287.2	284.9	287.1	288.0
11	Alex ESCRIG	SPA	FORWARD	286.4	286.4	285.7	285.7	285.7	286.0	286.4

These data/results cannot be reproduced, stored and/or transmitted in whole or in part by any manner of electronic, mechanical, photocopying, recording, broadcasting or otherwise now known or herein after developed without the previous express consent by the copyright owner, except for reproduction in daily press and regular printed publications on sale to the public within 60 days of the event related to those data/results and always provided that copyright symbol appears together as follows below.

© MotoGP Sports Entertainment Group, 2026

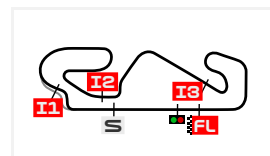
Official MotoGP Timing by www.motogp.com

Barcelona, Friday, May 15, 2026

CHRONOLOGICAL ANALYSIS OF PERFORMANCES

MONSTER ENERGY GRAND PRIX OF CATALONIA

PRACTICE



Circuit de Barcelona-Catalunya 4657 m.

* Lap / Sector time cancelled
P Crossing the finish line in pit lane

T1 Time from finish line to 1st intermediate
T2 Time from 1st intermed. to 2nd intermed.

T3 Time from 2nd intermed. to 3rd intermed.
T4 Time from 3rd intermediate to finish line

Lap	Lap Time	T1	T2	T3	T4	Speed	Lap	Lap Time	T1	T2	T3	T4	Speed		
1st	13	Celestino VIETTI					Beta Tools SpeedRS Tea ITA	3rd	21	Alonso LOPEZ					ITALJET Gresini Moto2 SPA
		Runs=3	Total laps=18	Full laps=13	Valid laps=10				Runs=3	Total laps=18	Full laps=13	Valid laps=10			
1	1'52.631	18.762	34.483	19.963	31.774	203.3	1	2'14.141	20.651	35.364	20.723	33.709	192.5		
2	1'43.147	17.907	33.108	19.442	32.690	288.0	2	1'42.351	18.012	33.127	19.802	31.410	288.7		
3	1'41.942 *	17.732	33.063 *	19.512	31.635	289.5	3	1'42.016 *	17.932	33.044 *	19.554	31.486	288.0		
4	1'41.981 *	17.796	33.119	19.524	31.542 *	288.7	4	1'41.901	17.872	33.015	19.597	31.417	288.0		
5	1'42.164	17.744	33.206	19.493	31.721	289.5	5	1'42.486	17.994	33.101	19.605	31.786	289.5		
6	1'52.312 P	17.862	33.285	19.484	41.681	288.0	6	1'42.407	17.992	33.104	19.622	31.689	289.5		
7	4'55.985	19.445	34.316	19.982	32.118	193.5	7	1'57.893 P	17.827	35.937	20.490	43.639	293.4		
8	1'42.794	18.000	33.326	19.665	31.803	287.2	8	6'43.873	18.582	33.857	19.960	32.176	203.0		
9	1'42.426	17.897	33.207	19.587	31.735	288.7	9	1'43.338	18.162	33.475	19.938	31.763	284.9		
10	1'42.258	17.766	33.218	19.544	31.730	292.6	10	1'43.346 *	18.077	33.564	19.863	31.842 *	286.4		
11	1'42.845	17.893	33.455	19.594	31.903	289.5	11	1'43.110	18.072	33.351	19.818	31.869	284.2		
12	1'53.346 P	17.927	33.456	19.603	42.360	288.0	12	1'56.279 P	18.790 *	35.787	19.716	41.986	284.9		
13	8'08.676 *	18.582	34.206	19.884	31.845 *	204.5	13	6'08.259 *	20.318	33.660	19.844	31.552 *	174.4		
14	1'41.869	17.861	33.151	19.424	31.433	284.9	14	1'41.637	17.930	32.901	19.467	31.339	284.2		
15	1'41.611	17.718	33.013	19.414	31.466	288.7	15	1'41.955	17.827	32.966	19.462	31.700	288.0		
16	1'41.831	17.774	33.042	19.503	31.512	288.7	16	1'42.458	17.995	33.181	19.602	31.680	294.2		
17	1'42.174	17.763	33.054	19.451	31.906	287.2	17	1'42.367	17.936	33.109	19.598	31.724	284.2		
18	1'42.349 *	17.800	33.233	19.436	31.880 *	287.2	18	1'43.075 *	18.027	33.300	19.634	32.114 *	286.4		
2nd	81	Senna AGIUS					LIQUI MOLY Dynavolt AUS	4th	96	Daniel HOLGADO					CFMOTO Impulse Aspa SPA
		Runs=2	Total laps=20	Full laps=17	Valid laps=12				Runs=2	Total laps=20	Full laps=17	Valid laps=11			
1	2'14.611	19.344	34.938	21.692	33.423	185.8	1	1'56.502	19.150	33.639	19.774	31.689	190.1		
2	1'42.818	18.357	33.329	19.585	31.547	290.3	2	1'42.171	17.952	33.060	19.464	31.695	291.8		
3	1'42.014 *	17.938	33.110 *	19.510	31.456	288.0	3	1'42.822 *	17.977	33.449 *	19.663	31.733	296.7		
4	1'42.393	17.969	33.278	19.620	31.526	286.4	4	1'42.266 *	17.906	33.238 *	19.550	31.572	289.5		
5	1'42.345 *	17.900	33.260	19.530 *	31.655	286.4	5	1'42.732	17.979	33.257	19.711	31.785	289.5		
6	1'42.486	17.956	33.360	19.466	31.704	286.4	6	1'42.698	17.958	33.284	19.666	31.790	288.0		
7	1'43.334 *	17.790 *	34.137	19.611	31.796	288.0	7	1'43.591	17.983	33.831	19.822	31.955	288.0		
8	1'42.929	18.238	33.377	19.556	31.758	286.4	8	1'43.179 *	17.978	33.416	19.846	31.939 *	288.0		
9	1'42.772	17.991	33.382	19.620	31.779	287.2	9	1'42.857	17.925	33.448	19.630	31.854	289.5		
10	1'43.124	17.963	33.369	19.657	32.135	286.4	10	1'43.037	17.907	33.434	19.748	31.948	288.7		
11	1'43.347	17.991	33.484	19.760	32.112	289.5	11	1'43.154	17.998	33.487	19.740	31.929	288.7		
12	1'43.199	18.068	33.535	19.741	31.855	286.4	12	1'55.214 P	18.052	34.415	20.233	42.514	291.1		
13	1'55.246 P	18.919 *	34.738	19.976	41.613	285.7	13	8'03.776 *	19.004	34.058	20.023	32.020 *	191.1		
14	7'39.828	18.733	33.873	19.762	31.633	189.1	14	1'41.863	17.988	33.048	19.430	31.397	288.0		
15	1'43.153	18.016	33.464	19.895	31.778	283.4	15	1'41.815	17.790	33.004	19.448	31.573	291.1		
16	1'41.625	17.824	33.031	19.406	31.364	293.4	16	1'42.496 *	17.830	33.274	19.562	31.830 *	291.8		
17	1'42.188	17.868	33.096	19.433	31.791	290.3	17	1'48.986 *	18.578 *	37.775	20.473	32.160 *	294.2		
18	1'42.090	17.943	33.101	19.459	31.587	284.9	18	1'42.857	17.913	33.312	19.736	31.896	291.1		
19	1'42.152 *	17.909	33.234	19.465	31.544 *	284.9	19	1'42.656	17.892	33.323	19.651	31.790	289.5		
20	1'44.493 *	18.297 *	33.927	19.807	32.462 *	286.4									

Fastest Lap: Celestino VIETTI ITA Beta Tools SpeedRS Team **1'41.611** 17.718 33.013 19.414 31.466

These data/results cannot be reproduced, stored and/or transmitted in whole or in part by any manner of electronic, mechanical, photocopying, recording, broadcasting or otherwise now known or herein after developed without the previous express consent by the copyright owner, except for reproduction in daily press and regular printed publications on sale to the public within 60 days of the event related to those data/results and always provided that copyright symbol appears together as follows below.

© MotoGP Sports Entertainment Group, 2026

Official MotoGP Timing by

www.motogp.com

Barcelona, Friday, May 15, 2026

Practice

Moto2™

Lap	Lap Time	T1	T2	T3	T4	Speed
20	1'43.232 *	17.932	33.317	19.754	32.229 *	289.5
5th	28	Izan GUEVARA		BLU CRU Pramac Yama SPA		
		Runs=3	Total laps=13	Full laps=8	Valid laps=7	
1	2'40.181	19.496	34.105	20.015	32.321	201.8
2	1'41.827	17.823	32.962	19.437	31.605	290.3
3	1'43.272 *	17.789	34.016 *	19.631	31.836	291.8
4	1'52.789 P	17.823	33.176	19.644	42.146	289.5
5	8'06.909	19.355	34.137	19.877	32.047	195.6
6	1'42.832	17.921	33.383	19.673	31.855	288.7
7	1'43.190	18.169	33.493	19.734	31.794	291.1
8	1'43.026	17.909	33.541	19.731	31.845	295.0
9	1'42.776	17.910	33.397	19.606	31.863	289.5
10	1'42.676	17.857	33.381	19.635	31.803	288.0
11	1'43.099	17.896	33.603	19.710	31.890	288.0
12	1'55.116 P	17.907	33.387	19.632	44.190	291.1
13	13'00.408 *	27.270	36.750	20.568	35.614 *	174.1
6th	11	Alex ESCRIG		KLINT Racing Team SPA		
		Runs=3	Total laps=19	Full laps=13	Valid laps=10	
1	2'34.153	22.796	38.625	20.793	32.108	162.1
2	1'42.757	18.196	33.321	19.623	31.617	284.9
3	1'42.754 *	18.017	33.475 *	19.615	31.647	283.4
4	1'42.465 *	17.911	33.204	19.647	31.703 *	285.7
5	1'42.690	17.949	33.366	19.633	31.742	284.9
6	1'49.529	17.972	36.979	21.992	32.586	284.2
7	2'02.853 P	18.369 *	38.550	20.223	45.711	284.9
8	5'43.197	22.790	35.172	21.095	32.088	148.5
9	1'43.006	18.090	33.342	19.903	31.671	285.7
10	1'42.872	17.996	33.328	19.780	31.768	286.4
11	1'42.942	18.018	33.384	19.799	31.741	284.9
12	1'55.918 P	18.034	33.423	19.748	44.713	283.4
13	5'01.476	21.024	36.069	20.214	32.571	161.6
14	1'41.959	18.012	33.096	19.467	31.384	283.4
15	1'41.970	17.904	33.029	19.473	31.564	285.7
16	1'43.336	17.845	33.093	19.545	32.853	286.4
17	1'57.117 *	19.962 *	38.950	25.098	33.107	262.7
18	1'43.267	18.106	33.372	19.870	31.919	283.4
19	2'18.617 P	19.128 *	40.090	27.067 *	52.332	266.0
7th	18	Manuel GONZALEZ		LIQUI MOLY Dynavolt SPA		
		Runs=2	Total laps=20	Full laps=17	Valid laps=14	
1	2'12.688	19.345	35.443	20.870	33.501	197.4
2	1'47.590	18.313	33.674	23.287	32.316	286.4
3	1'43.490 *	17.987	33.717 *	19.747	32.039	290.3
4	1'45.817 *	17.963	33.650 *	19.725	34.479	289.5
5	1'43.568	17.938	33.630	19.763	32.237	291.8
6	1'43.596	17.997	33.759	19.750	32.090	288.7
7	1'43.543 *	17.941	33.797	19.765	32.040 *	289.5
8	1'43.792	18.033	33.755	19.819	32.185	288.7
9	1'43.727	17.955	33.763	19.815	32.194	290.3
10	1'43.732	17.915	33.725	19.896	32.196	291.8
11	1'43.576	17.834	33.726	19.813	32.203	293.4
12	1'43.752	17.944	33.730	19.868	32.210	292.6
13	1'55.537 P	18.037	35.548	20.389	41.563	289.5

Lap	Lap Time	T1	T2	T3	T4	Speed
14	6'51.284	19.877	34.554	20.051	32.212	191.4
15	1'42.011	17.903	33.107	19.493	31.508	286.4
16	1'42.017	17.832	33.108	19.543	31.534	286.4
17	1'42.459	17.831	33.192	19.644	31.792	285.7
18	1'42.444	17.940	33.242	19.567	31.695	286.4
19	1'42.464	17.836	33.291	19.588	31.749	286.4
20	1'42.927	17.976	33.530	19.652	31.769	287.2
8th	12	Filip SALAC		OnlyFans American Rac CZE		
		Runs=2	Total laps=19	Full laps=16	Valid laps=12	
1	2'02.764	20.237	34.257	20.096	33.928	190.8
2	1'42.372	18.067	33.145	19.550	31.610	285.7
3	1'42.727 *	17.849	33.309 *	19.808	31.761	286.4
4	1'42.198	17.875	33.171	19.517	31.635	287.2
5	1'44.310 *	17.703 *	34.882	19.682	32.043	288.0
6	1'42.878	17.917	33.410	19.683	31.868	288.0
7	1'42.938	17.941	33.427	19.649	31.921	288.7
8	1'43.134	17.937	33.414	19.729	32.054	286.4
9	1'43.239	17.997	33.491	19.673	32.078	287.2
10	1'43.573	18.042	33.561	19.796	32.174	285.7
11	1'43.523	17.923	33.646	19.769	32.185	287.2
12	1'55.700 P	17.770 *	34.411	20.581	42.938	287.2
13	8'31.964	21.316	35.136	20.181	32.917	170.8
14	1'44.173 *	17.994	34.145	19.871	32.163 *	283.4
15	1'42.167	17.892	33.137	19.527	31.611	282.7
16	1'45.664	17.829	33.149	19.550	35.136	284.9
17	1'43.572 *	17.965	34.044	19.704	31.859 *	283.4
18	1'42.073	17.875	33.119	19.456	31.623	285.7
19	1'42.654	17.814	33.314	19.699	31.827	287.2
9th	95	Collin VEIJER		Red Bull KTM Ajo NED		
		Runs=2	Total laps=19	Full laps=16	Valid laps=13	
1	2'46.082	30.555	34.740	20.166	32.362	199.2
2	1'43.330	18.341	33.469	19.650	31.870	281.2
3	1'43.514	18.119	33.883	19.752	31.760	281.9
4	1'42.354	17.968	33.237	19.496	31.653	288.7
5	1'42.498	17.920	33.277	19.597	31.704	288.0
6	1'42.458	17.993	33.255	19.551	31.659	286.4
7	1'42.384	17.927	33.175	19.642	31.640	288.0
8	1'43.193	17.946	33.124	19.539	32.584	288.7
9	1'43.031 *	17.969	33.410	19.680	31.972 *	288.7
10	1'42.765 *	17.902	33.261	19.668	31.934 *	288.0
11	1'42.955	17.930	33.254	19.732	32.039	288.7
12	1'42.955	17.985	33.381	19.693	31.896	288.7
13	2'00.026 P	20.401 *	37.082 *	20.439	42.104	287.2
14	8'54.370	19.898	34.046	19.752	31.825	161.6
15	1'42.215	17.856	33.038	19.640	31.681	288.7
16	1'42.088	17.891	33.061	19.508	31.628	289.5
17	1'42.481	17.889	33.080	19.625	31.887	290.3
18	1'42.566	17.829	33.281	19.641	31.815	288.7
19	1'43.210 *	17.893	33.276	19.782	32.259 *	289.5
10th	71	Ayumu SASAKI		Momoven Idrofoglia R JPN		
		Runs=2	Total laps=19	Full laps=16	Valid laps=14	
1	2'14.851	18.600	34.360	21.687	33.519	198.5

Fastest Lap: Celestino VIETTI ITA Beta Tools SpeedRS Team **1'41.611** 17.718 33.013 19.414 31.466

These data/results cannot be reproduced, stored and/or transmitted in whole or in part by any manner of electronic, mechanical, photocopying, recording, broadcasting or otherwise now known or herein after developed without the previous express consent by the copyright owner, except for reproduction in daily press and regular printed publications on sale to the public within 60 days of the event related to those data/results and always provided that copyright symbol appears together as follows below.

© MotoGP Sports Entertainment Group, 2026

Official MotoGP Timing by  TISSOT

www.motogp.com

Barcelona, Friday, May 15, 2026

Practice

Moto2™

Lap	Lap Time	T1	T2	T3	T4	Speed
2	1'42.995	18.195	33.524	19.545	31.731	291.8
3	1'46.548 *	17.939	33.582 *	20.071	34.956	289.5
4	1'42.907	17.991	33.306	19.702	31.908	290.3
5	1'46.340	18.203	33.561	19.732	34.844	284.9
6	1'43.291	18.034	33.688	19.701	31.868	289.5
7	1'43.532	18.237	33.508	19.756	32.031	291.8
8	1'43.690	18.076	33.666	19.828	32.120	292.6
9	1'43.711	18.098	33.668	19.869	32.076	291.1
10	1'43.730	18.080	33.639	19.869	32.142	288.7
11	1'43.594	18.033	33.604	19.813	32.144	291.1
12	1'43.822	18.075	33.660	19.844	32.243	293.4
13	1'55.245 P	18.163	33.976	20.239	42.867	288.0
14	9'08.513 *	19.164	34.060	19.821	31.956 *	195.2
15	1'42.104	17.882	33.156	19.445	31.621	291.8
16	1'43.095	17.783	33.161	19.605	32.546	290.3
17	1'43.065	17.955	33.402	19.715	31.993	288.0
18	1'43.345	18.026	33.502	19.803	32.014	282.7
19	1'47.170 *	19.816 *	34.784	19.997	32.573 *	284.9

11th	44	Aron CANET	ELF Marc VDS Racing T	SPA		
Runs=3	Total laps=13	Full laps=8	Valid laps=6			
1	2'40.872	19.948	33.687	19.690	31.950	197.0
2	1'42.205	17.938	33.092	19.573	31.602	288.7
3	1'43.009 *	17.850	33.670 *	19.685	31.804	290.3
4	1'42.564	17.790	33.250	19.706	31.818	290.3
5	1'57.535 P	18.624 *	35.181	19.877	43.853	286.4
6	9'46.203	20.904	33.806	19.838	31.988	177.6
7	1'43.109	18.071	33.608	19.716	31.714	288.0
8	1'42.863	17.897	33.403	19.734	31.829	288.7
9	1'42.775	17.855	33.475	19.681	31.764	288.7
10	2'00.067 P	18.283 *	35.477	20.239	46.068	285.7
11	10'47.195	23.617	34.924	21.103	31.794	125.4
12	1'42.151	17.982	33.148	19.582	31.439	285.7
13	1'42.374 *	17.816	33.224	19.561	31.773 *	285.7

12th	53	Deniz ÖNCÜ	ELF Marc VDS Racing T	TUR		
Runs=2	Total laps=16	Full laps=13	Valid laps=6			
1	2'03.235	20.187	34.029	20.107	33.791	196.0
2	1'42.198	17.914	33.047	19.650	31.587	290.3
3	1'42.683 *	17.763	33.340 *	19.769	31.811	290.3
4	1'42.862 *	17.865	33.312	19.807	31.878 *	291.1
5	1'42.726 *	17.843	33.338	19.748	31.797 *	291.1
6	1'44.958 *	18.714 *	34.319	19.893	32.032	291.8
7	1'42.930 *	17.954	33.402	19.679	31.895 *	290.3
8	1'43.314	17.994	33.405	19.833	32.082	288.7
9	1'43.362 *	17.970	33.517	19.829	32.046 *	291.1
10	1'54.399 P	18.138	33.814	20.134	42.313	289.5
11	14'55.273	18.328	34.134	19.750	34.898	198.5
12	1'42.305	17.910	33.182	19.604	31.609	288.0
13	1'45.556	17.766	35.152	19.831	32.807	291.1
14	1'42.836	17.977	33.348	19.723	31.788	290.3
15	1'42.704	17.805	33.332	19.704	31.863	288.7
16	1'46.477 *	17.872	35.125	20.052	33.428 *	288.7

Lap	Lap Time	T1	T2	T3	T4	Speed
13th	54	Alberto FERRANDEZ	BLU CRU Pramac Yama	SPA		
Runs=3	Total laps=15	Full laps=10	Valid laps=8			
1	2'40.268	18.659	34.627	20.042	32.571	198.1
2	1'42.327	17.871	33.189	19.625	31.642	291.8
3	1'42.965 *	17.853	33.640 *	19.672 *	31.800	292.6
4	1'42.551	17.848	33.331	19.623	31.749	295.0
5	1'58.267 P	18.899	35.741	19.976 *	43.651	287.2
6	7'44.062 *	18.574	34.662 *	20.813	34.380	193.8
7	1'43.333	18.089	33.501	19.837	31.906	291.8
8	1'46.320	17.878	34.145	21.646	32.651	294.2
9	1'43.550	18.151	33.577	19.865	31.957	291.8
10	1'46.668	18.065	34.379	20.184	34.040	289.5
11	1'43.363 *	18.042	33.571 *	19.740	32.010 *	287.2
12	1'57.949 P	18.271 *	35.552	20.756	43.370	286.4
13	8'43.332	19.527	36.697	21.164	33.863	185.8
14	1'42.208	17.877	33.172	19.445	31.714	292.6
15	1'42.208	17.718	33.159	19.628	31.703	293.4

14th	17	Daniel MUÑOZ	Italtrans Racing Team	SPA		
Runs=2	Total laps=19	Full laps=16	Valid laps=13			
1	1'47.944	19.175	34.311	20.116	32.049	202.2
2	1'43.313 *	18.293	33.501	19.785	31.734 *	283.4
3	1'43.111	18.156	33.409	19.747	31.799	287.2
4	1'43.105	18.216	33.382	19.745	31.762	282.7
5	1'42.796	18.131	33.325	19.672	31.668	282.7
6	1'43.105	18.134	33.498	19.667	31.806	281.9
7	1'43.029	18.199	33.437	19.684	31.709	281.9
8	1'43.365	18.181	33.491	19.817	31.876	282.7
9	1'43.197 *	18.239	33.511	19.729	31.718 *	282.7
10	1'49.297 *	18.576 *	34.344	19.938	36.439	284.2
11	1'43.051	18.116	33.449	19.731	31.755	287.2
12	1'45.730	18.071	33.718	20.152	33.789	288.0
13	1'44.212	18.085	33.592	19.802	32.733	284.9
14	1'52.690 P	18.245	33.720	19.912	40.813	282.7
15	8'38.837 *	18.401	33.887	19.851 *	31.808 *	195.2
16	1'46.919	18.113	33.403	19.886	35.517	281.9
17	1'42.217	17.986	33.175	19.513	31.543	288.0
18	1'42.452	17.922	33.304	19.613	31.613	283.4
19	1'42.917	18.012	33.422	19.729	31.754	284.2

15th	98	Jose Antonio RUEDA	Red Bull KTM Ajo	SPA		
Runs=2	Total laps=19	Full laps=16	Valid laps=13			
1	2'01.607	18.959	34.417	20.048	32.514	205.3
2	1'42.656	18.122	33.113	19.718	31.703	288.7
3	1'42.762 *	18.018	33.288 *	19.701	31.755 *	290.3
4	1'42.432	17.944	33.181	19.688	31.619	290.3
5	1'42.363	17.823	33.244	19.601	31.695	292.6
6	1'42.995	17.954	33.313	19.772	31.956	288.7
7	1'43.122 *	18.041	33.353	19.842 *	31.886	288.7
8	1'42.796	18.026	33.328	19.636	31.806	287.2
9	1'43.013	17.986	33.423	19.731	31.873	289.5
10	1'43.036	17.963	33.367	19.754	31.952	289.5
11	1'43.042	18.040	33.359	19.739	31.904	288.0
12	1'57.319 P	18.048	36.255	20.042	42.974	290.3

Fastest Lap: Celestino VIETTI ITA Beta Tools SpeedRS Team **1'41.611** 17.718 33.013 19.414 31.466

These data/results cannot be reproduced, stored and/or transmitted in whole or in part by any manner of electronic, mechanical, photocopying, recording, broadcasting or otherwise now known or herein after developed without the previous express consent by the copyright owner, except for reproduction in daily press and regular printed publications on sale to the public within 60 days of the event related to those data/results and always provided that copyright symbol appears together as follows below.

© MotoGP Sports Entertainment Group, 2026

Official MotoGP Timing by  TISSOT

www.motogp.com

Barcelona, Friday, May 15, 2026

Practice

Moto2™

Lap	Lap Time	T1	T2	T3	T4	Speed
13	9'35.099 *	18.305	33.559	19.847	31.883 *	206.5
14	1'43.062	18.031	33.412	19.756	31.863	290.3
15	1'42.344	17.887	33.163	19.613	31.681	288.7
16	1'42.341	17.884	33.078	19.587	31.792	289.5
17	1'42.271	17.894	33.178	19.565	31.634	288.7
18	1'42.224	17.857	33.155	19.597	31.615	289.5
19	1'45.944 *	19.097 *	35.059	19.820	31.968 *	290.3

16th **4** **Ivan ORTOLA** QJMOTOR - Bordoy - SPA
Runs=3 Total laps=17 Full laps=12 Valid laps=8

1	2'16.518	19.809	33.922	20.018	33.065	198.1
2	1'42.247	17.878	33.112	19.524	31.733	292.6
3	1'42.727 *	17.817	33.205 *	19.840 *	31.865	294.2
4	1'42.975	17.878	33.379	19.818	31.900	292.6
5	1'56.121 P	17.850	33.330	19.736	45.205	293.4
6	6'34.173	22.846	34.249	20.019	36.270	167.4
7	1'43.785	18.203	33.634	19.914	32.034	288.7
8	1'43.796	18.045	33.509	19.922	32.320	289.5
9	1'43.518	18.159	33.526	19.886	31.947	288.7
10	1'55.195 P	18.108	34.213	20.239	42.635	291.8
11	7'43.140	18.724	34.019	19.688	31.856	194.5
12	1'42.521 *	17.780	33.206 *	19.716	31.819	288.7
13	1'42.575	17.884	33.324	19.627	31.740	291.1
14	1'43.134	17.855	33.292	19.673	32.314	296.7
15	1'43.090 *	17.990	33.444 *	19.671	31.985	287.2
16	1'42.933	17.880	33.383	19.750	31.920	289.5
17	1'51.985 *	21.256 *	37.969	19.942	32.818 *	289.5

17th **14** **Tony ARBOLINO** REDS Fantic Racing ITA
Runs=2 Total laps=20 Full laps=17 Valid laps=12

1	2'15.489	18.515	34.446	19.932	33.491	207.2
2	1'42.463	18.077	33.230	19.551	31.605	292.6
3	1'46.191 *	19.940 *	34.254 *	19.786	32.211	292.6
4	1'43.579	17.976	33.390	19.652	32.561	291.1
5	1'44.113	18.096	33.386	20.390	32.241	289.5
6	1'42.961	18.098	33.371	19.647	31.845	286.4
7	1'43.170 *	17.971	33.477	19.732	31.990 *	288.7
8	1'48.983 *	18.942 *	36.974	19.903	33.164	289.5
9	1'43.206 *	18.146	33.484 *	19.720	31.856	290.3
10	1'43.394	17.924	33.453	19.892	32.125	296.7
11	1'43.385	17.926	33.470	19.875	32.114	290.3
12	1'43.336	17.940	33.562	19.810	32.024	292.6
13	1'43.579	17.982	33.674	19.820	32.103	291.8
14	1'58.017 P	18.659 *	35.964	21.067	42.327	287.2
15	7'40.401	21.781	33.949	19.748	31.765	135.1
16	1'42.390	17.973	33.280	19.532	31.605	288.7
17	1'42.313	17.877	33.113	19.573	31.750	291.8
18	1'42.428	17.815	33.258	19.546	31.809	291.8
19	1'42.924	18.014	33.371	19.652	31.887	291.1
20	1'43.286 *	17.872	33.388	19.712	32.314 *	291.1

18th **3** **Sergio GARCIA** ITALJET Gresini Moto2 SPA
Runs=3 Total laps=18 Full laps=13 Valid laps=9

1	2'13.350	20.260	35.029	21.482	34.346	191.1
2	1'44.288 *	18.347	33.409 *	20.161	32.371	289.5

Lap	Lap Time	T1	T2	T3	T4	Speed
3	1'43.008 *	17.933	33.429 *	19.884	31.762	292.6
4	1'43.380	18.049	33.443	19.758	32.130	288.7
5	1'43.012	17.979	33.443	19.679	31.911	284.9
6	1'43.210	18.076	33.518	19.722	31.894	285.7
7	1'53.404 P	18.016	33.542	19.753	42.093	285.7
8	7'14.208	24.591	34.451	19.962	32.216	144.5
9	1'44.018	18.104	33.737	19.908	32.269	284.9
10	1'53.273 P	18.084	33.972 *	19.954	41.263	284.2
11	5'29.197 *	26.933	35.021	22.345	36.048 *	101.9
12	1'42.384	18.097	33.178	19.547	31.562	283.4
13	1'42.529	17.913	33.265	19.650	31.701	288.0
14	1'45.331	18.006	33.341	19.679	34.305	286.4
15	1'42.623	17.884	33.303	19.555	31.881	289.5
16	1'45.387 *	18.579 *	35.258	19.710	31.840	288.0
17	1'42.591	17.837	33.257	19.615	31.882	287.2
18	1'43.476 *	17.916	33.258	19.662	32.640 *	287.2

19th **10** **Unai ORRADRE** QJMOTOR - Bordoy - SPA
Runs=2 Total laps=20 Full laps=17 Valid laps=10

1	2'12.796	23.280	36.629	20.690	34.066	151.4
2	1'44.170	18.448	33.643	20.004	32.075	286.4
3	1'42.833 *	18.062	33.555 *	19.644 *	31.572 *	288.7
4	1'42.392	18.049	33.209	19.572	31.562	289.5
5	1'42.791 *	18.033	33.388	19.676 *	31.694	288.7
6	1'43.670 *	18.082	33.745	19.797 *	32.046	285.7
7	1'46.313 *	17.938 *	35.998 *	20.027	32.350	285.7
8	1'43.788	18.217	33.644	19.852	32.075	284.9
9	1'43.701	18.147	33.758	19.791	32.005	285.7
10	1'44.150 *	18.075	33.898	19.882	32.295 *	284.2
11	1'44.124	18.184	33.917	19.943	32.080	284.9
12	1'43.529	18.022	33.584	19.856	32.067	285.7
13	1'43.582	17.963	33.527	20.027	32.065	291.1
14	1'44.174	18.191	33.988	19.863	32.132	284.9
15	1'57.878 P	18.538 *	35.395	20.161	43.784	282.7
16	7'29.665	23.093	38.493	20.205	33.350	148.7
17	1'42.924	18.021	33.250	19.600	32.053	293.4
18	1'43.230	18.082	33.645	19.683	31.820	288.7
19	1'43.955 *	18.338 *	34.124	19.727 *	31.766	290.3
20	1'42.878 *	18.007	33.372	19.696	31.803 *	287.2

20th **7** **Barry BALTUS** REDS Fantic Racing BEL
Runs=1 Total laps=12 Full laps=11 Valid laps=8

1	2'12.880	18.239	34.212	20.267	32.902	198.5
2	1'41.985 *	17.910	33.093	19.557 *	31.425	293.4
3	1'42.433 *	18.057	33.185 *	19.536	31.655	285.7
4	1'42.530	18.099	33.166	19.616	31.649	284.9
5	1'42.640	18.058	33.207	19.622	31.753	285.7
6	1'42.637 *	18.055	33.214	19.731	31.637 *	284.9
7	1'42.878	18.145	33.408	19.637	31.688	284.9
8	1'42.677	18.038	33.248	19.706	31.685	285.7
9	2'03.156	18.030	53.081	19.990	32.055	288.0
10	1'43.342	18.128	33.486	19.826	31.902	284.9
11	1'43.052	18.039	33.444	19.723	31.846	286.4
12	1'43.150	17.967	33.413	19.826	31.944	288.7
unfinished	17.950					288.7

Fastest Lap: Celestino VIETTI ITA Beta Tools SpeedRS Team **1'41.611** 17.718 33.013 19.414 31.466

These data/results cannot be reproduced, stored and/or transmitted in whole or in part by any manner of electronic, mechanical, photocopying, recording, broadcasting or otherwise now known or herein after developed without the previous express consent by the copyright owner, except for reproduction in daily press and regular printed publications on sale to the public within 60 days of the event related to those data/results and always provided that copyright symbol appears together as follows below.

© MotoGP Sports Entertainment Group, 2026

Official MotoGP Timing by  TISSOT

www.motogp.com

Barcelona, Friday, May 15, 2026

Practice

Moto2™

Lap	Lap Time	T1	T2	T3	T4	Speed
21st	16	Joe ROBERTS		OnlyFans American Rac USA		
		Runs=3	Total laps=14	Full laps=9	Valid laps=7	
1	1'58.262	19.266	34.153	19.963	31.935	200.3
2	1'43.055	18.185	33.280	19.722	31.868	287.2
3	1'42.951 *	18.047	33.377 *	19.718	31.809	288.7
4	1'43.867	18.070	33.550	20.037	32.210	290.3
5	1'42.984	17.966	33.374	19.745	31.899	288.7
6	1'43.640	18.157	33.512	19.861	32.110	286.4
7	1'43.603	18.298	33.559	19.784	31.962	284.2
8	1'59.304 P	17.984	33.639	19.751	47.930	288.7
9	5'15.872	21.152	34.229	20.305	36.761	170.0
10	1'57.887 P	18.391	36.852	20.246	42.398	286.4
11	10'52.884	19.077	34.638	20.246	32.166	190.1
12	1'44.312 *	18.056	33.201	20.809 *	32.246	287.2
13	1'42.742	17.950	33.233	19.563	31.996	286.4
14	1'43.172	17.941	33.322	19.922	31.987	287.2

22nd	84	Zonta VD GOORBERGH		Momoven Idrofoqlia R NED		
		Runs=2	Total laps=19	Full laps=16	Valid laps=13	
1	2'15.606	18.996	34.694	19.973	33.376	204.1
2	1'45.635	18.168	33.498	19.810	34.159	291.8
3	1'43.842 *	18.309	33.675 *	19.836	32.022	287.2
4	1'43.826	18.291	33.616	19.851	32.068	287.2
5	1'44.182	18.235	33.712	19.942	32.293	285.7
6	1'44.196	18.361	33.823	19.771	32.241	283.4
7	1'44.104	18.190	33.739	19.805	32.370	289.5
8	1'44.349	18.329	33.810	19.941	32.269	286.4
9	1'44.130	18.199	33.800	19.910	32.221	285.7
10	1'44.556 *	18.179	33.972	20.012	32.393 *	286.4
11	1'44.455	18.220	33.851	20.018	32.366	288.0
12	1'57.790 P	18.303	35.355	20.814	43.318	286.4
13	9'16.992	19.046	34.173	20.040	32.222	200.3
14	1'43.187	18.334	33.390	19.699	31.764	281.2
15	1'42.929	18.082	33.346	19.680	31.821	281.9
16	1'47.762	18.117	36.677	20.911	32.057	285.7
17	1'42.753	18.029	33.315	19.634	31.775	288.0
18	1'43.625	17.994	33.305	19.732	32.594	287.2
19	1'53.265 *	20.573 *	37.968	21.444	33.280 *	286.4

23rd	32	Luca LUNETTA		Beta Tools SpeedRS Tea ITA		
		Runs=2	Total laps=20	Full laps=17	Valid laps=13	
1	1'53.637	19.139	34.594	19.967	31.980	204.1
2	1'43.320	18.192	33.344	19.868	31.916	288.7
3	1'44.784 *	18.047	33.328 *	20.653	32.756	290.3
4	1'42.770	18.073	33.265	19.661	31.771	291.8
5	1'45.745	18.096	33.471	19.698	34.480	291.8
6	1'45.375	18.104	33.740	20.001	33.530	288.7
7	1'43.127	18.092	33.470	19.681	31.884	289.5
8	1'42.893	17.994	33.419	19.667	31.813	290.3
9	1'42.984	17.963	33.374	19.665	31.982	291.1
10	1'43.328	17.944	33.424	19.771	32.189	290.3
11	1'43.549	18.007	33.544	19.799	32.199	289.5
12	1'45.390	18.083	33.968	19.959	33.380	290.3
13	1'44.274 *	18.260	33.826	19.831	32.357 *	288.0

Lap	Lap Time	T1	T2	T3	T4	Speed
14	1'58.862 P	18.195	37.031	20.448	43.188	288.0
15	7'43.515	18.605	34.535	20.045	32.188	201.1
16	1'45.435	18.123	33.323	19.659	34.330	291.1
17	1'43.574 *	17.980	33.318	19.659	32.617 *	291.1
18	1'43.066	18.089	33.416	19.665	31.896	287.2
19	1'45.981	17.942	33.429	19.703	34.907	288.0
20	1'42.953 *	17.922	33.343	19.611	32.077 *	288.7

24th	72	Taiyo FURUSATO		Idemitsu Honda Team JPN		
		Runs=2	Total laps=17	Full laps=14	Valid laps=7	
1	1'58.767	18.952	34.262	20.125	32.007	204.9
2	1'43.566	18.166	33.591	19.805	32.004	294.2
3	1'43.330 *	18.005	33.562 *	19.858	31.905	290.3
4	1'43.722	18.182	33.678	19.850	32.012	288.7
5	1'43.734	18.142	33.680	19.808	32.104	288.0
6	1'43.580 *	18.075	33.682	19.752	32.071 *	288.7
7	1'43.447	18.054	33.639	19.691	32.063	290.3
8	1'43.844 *	18.172	33.669	19.787	32.216 *	287.2
9	1'43.836 *	18.049	33.632	19.823	32.332 *	291.1
10	2'00.027 P	18.698 *	36.225	20.707	44.397	284.9
11	10'29.906 *	20.739	34.761	19.970	32.613 *	177.0
12	1'43.352	18.156	33.496	19.659	32.041	287.2
13	1'47.401 *	18.196	33.569	19.804 *	35.832	287.2
14	1'43.283	18.066	33.634	19.698	31.885	288.7
15	1'44.769 *	17.873 *	34.541	20.038	32.317 *	287.2
16	1'43.607 *	18.040	33.523	19.783 *	32.261	287.2
17	1'43.659	18.103	33.643	19.780	32.133	286.4
	unfinished	18.021	33.703	19.757		286.4

25th	85	Xabi ZURUTUZA		KLINT Racing Team SPA		
		Runs=3	Total laps=18	Full laps=13	Valid laps=9	
1	1'54.043	19.643	34.617	20.207	32.426	196.7
2	1'44.368	18.220	33.735	20.017	32.396	289.5
3	1'45.216 *	18.345 *	34.594 *	19.997	32.280	288.0
4	1'44.450	18.242	33.898	19.972	32.338	287.2
5	1'44.329	18.218	33.824	19.928	32.359	284.9
6	1'45.476	18.242	34.732	20.020	32.482	286.4
7	1'46.518 *	18.453 *	34.665	20.026	33.374	288.7
8	1'44.923	18.325	34.050	20.026	32.522	285.7
9	1'55.530 P	18.284	34.042	20.803	42.401	286.4
10	8'09.897	20.600	34.992	20.134	32.164	162.8
11	1'43.340	18.205	33.452	19.758	31.925	283.4
12	1'43.353	18.139	33.504	19.761	31.949	284.2
13	1'45.656 *	18.881 *	34.818	19.886	32.071	284.2
14	1'43.330	18.084	33.487	19.772	31.987	284.9
15	1'45.046	18.105	33.956	20.637	32.348	284.9
16	1'45.442 *	18.190	34.259	20.608 *	32.385	282.7
17	1'53.958 P	18.200	33.597	20.025	42.136	284.2
18	4'16.806 *	20.122	34.448	20.193	32.637 *	156.0

26th	80	David ALONSO		CFMOTO Impulse Aspa COL		
		Runs=2	Total laps=5	Full laps=4	Valid laps=5	
	unfinished	1'00.460	5'19.474			159.5
1	1'59.591	29.443	35.411	22.370	32.367	138.8
2	1'43.401	17.974	33.442	19.877	32.108	290.3

Fastest Lap: Celestino VIETTI ITA Beta Tools SpeedRS Team **1'41.611** 17.718 33.013 19.414 31.466

These data/results cannot be reproduced, stored and/or transmitted in whole or in part by any manner of electronic, mechanical, photocopying, recording, broadcasting or otherwise now known or herein after developed without the previous express consent by the copyright owner, except for reproduction in daily press and regular printed publications on sale to the public within 60 days of the event related to those data/results and always provided that copyright symbol appears together as follows below.

© MotoGP Sports Entertainment Group, 2026

Official MotoGP Timing by **TISSOT**

www.motogp.com

Barcelona, Friday, May 15, 2026

Practice

Moto2™

Lap	Lap Time	T1	T2	T3	T4	Speed	Lap	Lap Time	T1	T2	T3	T4	Speed
3	1'44.917	18.224	34.318	19.848	32.527	289.5							
4	1'43.534	18.022	33.480	19.894	32.138	291.8							
5	1'44.728 *	18.117	33.650	19.822	33.139 *	290.3							

27th 99 **Adrian HUERTAS** Italtrans Racing Team SPA
 Runs=3 Total laps=17 Full laps=12 Valid laps=6

1	1'54.540	19.364	34.445	19.851	31.954	204.5
2	1'44.715 *	18.059	33.509	20.046	33.101 *	288.7
3	1'43.534 *	17.999	33.754 *	19.763	32.018	291.1
4	1'43.419 *	18.022	33.585	19.868	31.944 *	288.7
5	1'43.611	18.020	33.629	19.819	32.143	288.7
6	1'46.068	18.133	33.941	19.962	34.032	285.7
7	1'43.825	18.063	33.802	19.838	32.122	288.0
8	1'56.920 P	18.081	35.997	20.113	42.729	288.7
9	7'30.530	19.394	34.662	20.185	32.610	192.5
10	1'45.098 *	18.234	34.348 *	20.083	32.433	285.7
11	1'44.830	18.179	34.223	20.062	32.366	284.9
12	1'55.704 P	18.216	34.534	20.371	42.583	284.9
13	7'12.826	21.430	35.306	20.505	32.097	188.8
14	1'43.811	18.118	33.699	19.851	32.143	289.5
15	1'43.748 *	18.020	33.752	19.819	32.157 *	289.5
16	1'43.953	18.065	33.770	19.882	32.236	285.7
17	1'49.208 *	19.679 *	36.417	20.104	33.008 *	288.7

Fastest Lap: Celestino VIETTI ITA Beta Tools SpeedRS Team **1'41.611** 17.718 33.013 19.414 31.466

These data/results cannot be reproduced, stored and/or transmitted in whole or in part by any manner of electronic, mechanical, photocopying, recording, broadcasting or otherwise now known or herein after developed without the previous express consent by the copyright owner, except for reproduction in daily press and regular printed publications on sale to the public within 60 days of the event related to those data/results and always provided that copyright symbol appears together as follows below.

© MotoGP Sports Entertainment Group, 2026

Official MotoGP Timing by  TISSOT

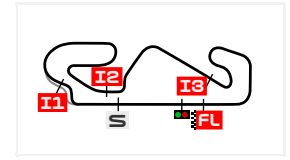
www.motogp.com

Barcelona, Friday, May 15, 2026

Page 6 of 6

BEST PARTIAL TIMES

MONSTER ENERGY GRAND PRIX OF CATALONIA PRACTICE



Circuit de Barcelona-Catalunya#657 m.

IT Ideal Lap Time, sum of the best partial times

BT Best Lap Time

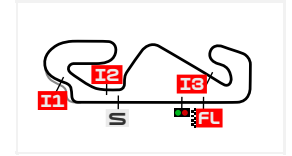
Pos	T1		T2		T3		T4		Pos	Rider	IT	BT	
	Rider	Time	Rider	Time	Rider	Time	Rider	Time					
1	C.VIETTI	17.718	A.LOPEZ	32.901	S.AGIUS	19.406	A.LOPEZ	31.339	1	A.LOPEZ	1'41.529	1'41.637	(3)
2	A.FERRANDEZ	17.718	I.GUEVARA	32.962	C.VIETTI	19.414	S.AGIUS	31.364	2	C.VIETTI	1'41.578	1'41.611	(1)
3	D.ÖNCÜ	17.763	D.HOLGADO	33.004	D.HOLGADO	19.430	A.ESCRIG	31.384	3	D.HOLGADO	1'41.621	1'41.815	(4)
4	I.ORTOLA	17.780	C.VIETTI	33.013	I.GUEVARA	19.437	D.HOLGADO	31.397	4	S.AGIUS	1'41.625	1'41.625	(2)
5	A.SASAKI	17.783	A.ESCRIG	33.029	A.FERRANDEZ	19.445	B.BALTUS	31.425	5	A.ESCRIG	1'41.725	1'41.959	(6)
6	I.GUEVARA	17.789	S.AGIUS	33.031	A.SASAKI	19.445	C.VIETTI	31.433	6	I.GUEVARA	1'41.793	1'41.827	(5)
7	A.CANET	17.790	C.VEIJER	33.038	F.SALAC	19.456	A.CANET	31.439	7	A.CANET	1'41.882	1'42.151	(11)
8	D.HOLGADO	17.790	D.ÖNCÜ	33.047	A.LOPEZ	19.462	M.GONZALEZ	31.508	8	M.GONZALEZ	1'41.939	1'42.011	(7)
9	F.SALAC	17.814	J.RUEDA	33.078	A.ESCRIG	19.467	D.MUÑOZ	31.543	9	B.BALTUS	1'41.964	1'42.530	(20)
10	T.ARBOLINO	17.815	A.CANET	33.092	M.GONZALEZ	19.493	S.GARCIA	31.562	9	A.FERRANDEZ	1'41.964	1'42.208	(13)
11	J.RUEDA	17.823	B.BALTUS	33.093	C.VEIJER	19.496	U.ORRADRE	31.562	11	C.VEIJER	1'41.991	1'42.088	(9)
12	S.AGIUS	17.824	M.GONZALEZ	33.107	D.MUÑOZ	19.513	D.ÖNCÜ	31.587	12	F.SALAC	1'41.999	1'42.073	(8)
13	A.LOPEZ	17.827	I.ORTOLA	33.112	I.ORTOLA	19.524	T.ARBOLINO	31.605	13	D.ÖNCÜ	1'42.001	1'42.198	(12)
14	C.VEIJER	17.829	T.ARBOLINO	33.113	T.ARBOLINO	19.532	I.GUEVARA	31.605	14	A.SASAKI	1'42.005	1'42.104	(10)
15	M.GONZALEZ	17.831	F.SALAC	33.119	B.BALTUS	19.536	F.SALAC	31.610	15	T.ARBOLINO	1'42.065	1'42.313	(17)
16	S.GARCIA	17.837	A.SASAKI	33.156	S.GARCIA	19.547	J.RUEDA	31.615	16	J.RUEDA	1'42.081	1'42.224	(15)
17	A.ESCRIG	17.845	A.FERRANDEZ	33.159	A.CANET	19.561	A.SASAKI	31.621	17	S.GARCIA	1'42.124	1'42.384	(18)
18	B.BALTUS	17.910	D.MUÑOZ	33.175	J.ROBERTS	19.563	C.VEIJER	31.628	18	I.ORTOLA	1'42.149	1'42.247	(16)
19	D.MUÑOZ	17.922	S.GARCIA	33.178	J.RUEDA	19.565	A.FERRANDEZ	31.642	19	D.MUÑOZ	1'42.153	1'42.217	(14)
20	L.LUNETTA	17.922	J.ROBERTS	33.201	U.ORRADRE	19.572	I.ORTOLA	31.733	20	U.ORRADRE	1'42.306	1'42.392	(19)
21	J.ROBERTS	17.941	U.ORRADRE	33.209	D.ÖNCÜ	19.604	Z.VD GOORBER	31.764	21	J.ROBERTS	1'42.514	1'42.742	(21)
22	U.ORRADRE	17.963	L.LUNETTA	33.265	L.LUNETTA	19.611	L.LUNETTA	31.771	22	L.LUNETTA	1'42.569	1'42.770	(23)
23	D.ALONSO	17.974	Z.VD GOORBER	33.305	Z.VD GOORBER	19.634	J.ROBERTS	31.809	23	Z.VD GOORBERGH	1'42.697	1'42.753	(22)
24	Z.VD GOORBER	17.994	D.ALONSO	33.442	T.FURUSATO	19.659	T.FURUSATO	31.885	24	T.FURUSATO	1'43.045	1'43.283	(24)
25	A.HUERTAS	17.999	X.ZURUTUZA	33.452	X.ZURUTUZA	19.758	X.ZURUTUZA	31.925	25	X.ZURUTUZA	1'43.219	1'43.330	(25)

These data/results cannot be reproduced, stored and/or transmitted in whole or in part by any manner of electronic, mechanical, photocopying, recording, broadcasting or otherwise now known or herein after developed without the previous express consent by the copyright owner, except for reproduction in daily press and regular printed publications on sale to the public within 60 days of the event related to those data/results and always provided that copyright symbol appears together as follows below.

© MotoGP Sports Entertainment Group, 2026

BEST PARTIAL TIMES

MONSTER ENERGY GRAND PRIX OF CATALONIA PRACTICE



Circuit de Barcelona-Catalunya 4.657 m.

IT Ideal Lap Time, sum of the best partial times

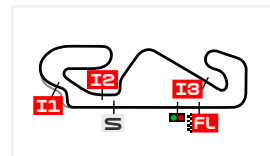
BT Best Lap Time

Pos	T1		T2		T3		T4		Pos	Rider	IT	BT	
	Rider	Time	Rider	Time	Rider	Time	Rider	Time					
26	T.FURUSATO	18.005	T.FURUSATO	33.496	A.HUERTAS	19.763	A.HUERTAS	31.954	26	A.HUERTAS	1'43.225	1'43.611	(27)
27	X.ZURUTUZA	18.084	A.HUERTAS	33.509	D.ALONSO	19.822	D.ALONSO	32.108	27	D.ALONSO	1'43.346	1'43.401	(26)

These data/results cannot be reproduced, stored and/or transmitted in whole or in part by any manner of electronic, mechanical, photocopying, recording, broadcasting or otherwise now known or herein after developed without the previous express consent by the copyright owner, except for reproduction in daily press and regular printed publications on sale to the public within 60 days of the event related to those data/results and always provided that copyright symbol appears together as follows below.

© MotoGP Sports Entertainment Group, 2026

FASTEST LAPS SEQUENCE


MONSTER ENERGY GRAND PRIX OF CATALONIA
PRACTICE

Circuit de Barcelona-Catalunya 4657 m.

Practice Time	#	Rider	Nation	Motorcycle	Time	Km/h	Rider's Lap
3'35.778	13	Celestino VIETTI	ITA	BOSCOSCURO	1'43.147	162.5	2
3'38.673	96	Daniel HOLGADO	SPA	KALEX	1'42.171	164.0	2
4'22.008	28	Izan GUEVARA	SPA	BOSCOSCURO	1'41.827	164.6	2
32'27.677	96	Daniel HOLGADO	SPA	KALEX	1'41.815	164.6	15
34'05.224	81	Senna AGIUS	AUS	KALEX	1'41.625	164.9	16
35'45.987	13	Celestino VIETTI	ITA	BOSCOSCURO	1'41.611	164.9	15

These data/results cannot be reproduced, stored and/or transmitted in whole or in part by any manner of electronic, mechanical, photocopying, recording, broadcasting or otherwise now known or herein after developed without the previous express consent by the copyright owner, except for reproduction in daily press and regular printed publications on sale to the public within 60 days of the event related to those data/results and always provided that copyright symbol appears together as follows below.

© MotoGP Sports Entertainment Group, 2026

Official MotoGP Timing by  TISSOT
www.motogp.com

Barcelona, Friday, May 15, 2026