

Circuit de Barcelona-Catalunya 4657 m.

CLASSIFICATION

MONSTER ENERGY GRAND PRIX OF CATALONIA

FREE PRACTICE NR. 1

#	Rider	Nation	Team	Motorcycle	Time	Lap Total	Gap	T. Speed
1	13 Celestino VIETTI	ITA	Beta Tools SpeedRS Team	BOSCOSCURO	1'42.028	17 19		295.0
2	81 Senna AGIUS	AUS	LIQUI MOLY Dynavolt Intact GP	KALEX	1'42.453	12 19	0.425 0.425	291.8
3	11 Alex ESCRIG	SPA	KLINT Racing Team	FORWARD	1'42.567	13 19	0.539 0.114	291.8
4	28 Izan GUEVARA	SPA	BLU CRU Pramac Yamaha Moto2	BOSCOSCURO	1'42.608	7 16	0.580 0.041	295.8
5	18 Manuel GONZALEZ	SPA	LIQUI MOLY Dynavolt Intact GP	KALEX	1'42.706	5 20	0.678 0.098	293.4
6	21 Alonso LOPEZ	SPA	ITALJET Gresini Moto2	KALEX	1'42.717	11 18	0.689 0.011	296.7
7	7 Barry BALTUS	BEL	REDS Fantic Racing	KALEX	1'42.875	4 20	0.847 0.158	294.2
8	96 Daniel HOLGADO	SPA	CFMOTO Impulse Aspar Team	KALEX	1'43.010	14 20	0.982 0.135	291.8
9	44 Aron CANET	SPA	ELF Marc VDS Racing Team	BOSCOSCURO	1'43.132	6 16	1.104 0.122	295.8
10	95 Collin VEIJER	NED	Red Bull KTM Ajo	KALEX	1'43.168	11 17	1.140 0.036	295.0
11	98 Jose Antonio RUEDA	SPA	Red Bull KTM Ajo	KALEX	1'43.187	8 20	1.159 0.019	292.6
12	12 Filip SALAC	CZE	OnlyFans American Racing Team	KALEX	1'43.187	4 16	1.159	293.4
13	53 Deniz ÖNCÜ	TUR	ELF Marc VDS Racing Team	BOSCOSCURO	1'43.254	9 18	1.226 0.067	294.2
14	4 Ivan ORTOLA	SPA	QJMOTOR - Bordoy - MSI	KALEX	1'43.349	4 16	1.321 0.095	297.5
15	10 Unai ORRADRE	SPA	QJMOTOR - Bordoy - MSI	KALEX	1'43.490	5 18	1.462 0.141	294.2
16	14 Tony ARBOLINO	ITA	REDS Fantic Racing	KALEX	1'43.534	16 18	1.506 0.044	295.0
17	80 David ALONSO	COL	CFMOTO Impulse Aspar Team	KALEX	1'43.551	18 19	1.523 0.017	291.8
18	17 Daniel MUÑOZ	SPA	Italtrans Racing Team	KALEX	1'43.646	11 12	1.618 0.095	288.7
19	84 Zonta VD GOORBERGH	NED	Momoven Idrofoglia RW Racing Team	KALEX	1'43.710	4 18	1.682 0.064	291.1
20	16 Joe ROBERTS	USA	OnlyFans American Racing Team	KALEX	1'43.786	6 17	1.758 0.076	291.1
21	54 Alberto FERRANDEZ	SPA	BLU CRU Pramac Yamaha Moto2	BOSCOSCURO	1'43.802	5 19	1.774 0.016	295.8
22	3 Sergio GARCIA	SPA	ITALJET Gresini Moto2	KALEX	1'43.827	6 16	1.799 0.025	290.3
23	32 Luca LUNETTA	ITA	Beta Tools SpeedRS Team	BOSCOSCURO	1'43.973	9 18	1.945 0.146	294.2
24	71 Ayumu SASAKI	JPN	Momoven Idrofoglia RW Racing Team	KALEX	1'44.101	5 13	2.073 0.128	294.2
25	99 Adrian HUERTAS	SPA	Italtrans Racing Team	KALEX	1'44.417	3 16	2.389 0.316	291.8
26	72 Taiyo FURUSATO	JPN	Idemitsu Honda Team Asia	KALEX	1'44.421	8 17	2.393 0.004	291.8
27	85 Xabi ZURUTUZA	SPA	KLINT Racing Team	FORWARD	1'44.936	14 19	2.908 0.515	294.2

Practice condition: Dry

Air: 13°

Humidity: 63%

Ground: 30°

Fastest Lap:	Lap: 17	Celestino VIETTI	1'42.028	164.3 Km/h
Best Race Lap:	2025	Daniel MUÑOZ	1'42.355	163.7 Km/h
All-Time Lap Record:	2025	Daniel HOLGADO	1'41.549	165.0 Km/h

The results are provisional until the end of the limit for protest and appeals.

Time limit for protest expires 60' after publication of the results - Time: **10:45**

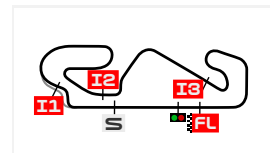
These data/results cannot be reproduced, stored and/or transmitted in whole or in part by any manner of electronic, mechanical, photocopying, recording, broadcasting or otherwise now known or herein after developed without the previous express consent by the copyright owner, except for reproduction in daily press and regular printed publications on sale to the public within 60 days of the event related to those data/results and always provided that copyright symbol appears together as follows below.

© MotoGP Sports Entertainment Group, 2026

Official MotoGP Timing by

www.motogp.com

Barcelona, Friday, May 15, 2026



Circuit de Barcelona-Catalunya 4657 m.

TOP SPEED & AVERAGE

MONSTER ENERGY GRAND PRIX OF CATALONIA

FREE PRACTICE NR. 1

#	Rider	Nation	Motorcycle	Top 5 speeds					Average	Top
4	Ivan ORTOLA	SPA	KALEX	297.5	295.8	295.0	294.2	294.2	295.3	297.5
21	Alonso LOPEZ	SPA	KALEX	296.7	290.3	290.3	289.5	289.5	290.6	296.7
28	Izan GUEVARA	SPA	BOSCOSCURO	295.8	295.8	295.0	294.2	294.2	294.9	295.8
44	Aron CANET	SPA	BOSCOSCURO	295.8	291.8	291.1	291.1	291.1	292.2	295.8
54	Alberto FERRANDEZ	SPA	BOSCOSCURO	295.8	294.2	294.2	293.4	292.6	293.6	295.8
13	Celestino VIETTI	ITA	BOSCOSCURO	295.0	294.2	293.4	293.4	292.6	293.4	295.0
14	Tony ARBOLINO	ITA	KALEX	295.0	295.0	293.4	293.4	293.4	293.9	295.0
95	Collin VEIJER	NED	KALEX	295.0	294.2	294.2	293.4	293.4	294.0	295.0
7	Barry BALTUS	BEL	KALEX	294.2	294.2	288.7	288.7	288.7	290.9	294.2
10	Unai ORRADRE	SPA	KALEX	294.2	292.6	292.6	291.8	291.8	292.5	294.2
32	Luca LUNETTA	ITA	BOSCOSCURO	294.2	292.6	292.6	291.8	291.8	292.5	294.2
53	Deniz ÖNCÜ	TUR	BOSCOSCURO	294.2	294.2	291.8	291.1	291.1	291.8	294.2
71	Ayumu SASAKI	JPN	KALEX	294.2	292.6	291.1	291.1	291.1	292.0	294.2
85	Xabi ZURUTUZA	SPA	FORWARD	294.2	292.6	292.6	291.1	291.1	292.3	294.2
12	Filip SALAC	CZE	KALEX	293.4	290.3	289.5	289.5	288.7	290.0	293.4
18	Manuel GONZALEZ	SPA	KALEX	293.4	291.8	291.8	291.1	290.3	290.9	293.4
98	Jose Antonio RUEDA	SPA	KALEX	292.6	292.6	291.8	291.8	291.8	292.1	292.6
11	Alex ESCRIG	SPA	FORWARD	291.8	291.1	291.1	291.1	290.3	290.8	291.8
72	Taiyo FURUSATO	JPN	KALEX	291.8	291.8	290.3	290.3	290.3	290.9	291.8
80	David ALONSO	COL	KALEX	291.8	291.1	291.1	290.3	290.3	290.6	291.8
81	Senna AGIUS	AUS	KALEX	291.8	290.3	289.5	289.5	288.7	289.8	291.8
96	Daniel HOLGADO	SPA	KALEX	291.8	291.8	291.1	291.1	291.1	291.3	291.8
99	Adrian HUERTAS	SPA	KALEX	291.8	289.5	289.5	289.5	288.7	289.5	291.8
16	Joe ROBERTS	USA	KALEX	291.1	291.1	290.3	289.5	289.5	290.0	291.1
84	Zonta VD GOORBERGH	NED	KALEX	291.1	291.1	290.3	290.3	290.3	290.6	291.1
3	Sergio GARCIA	SPA	KALEX	290.3	288.7	288.7	288.7	288.7	288.9	290.3
17	Daniel MUÑOZ	SPA	KALEX	288.7	287.2	287.2	286.4	285.7	286.5	288.7

These data/results cannot be reproduced, stored and/or transmitted in whole or in part by any manner of electronic, mechanical, photocopying, recording, broadcasting or otherwise now known or herein after developed without the previous express consent by the copyright owner, except for reproduction in daily press and regular printed publications on sale to the public within 60 days of the event related to those data/results and always provided that copyright symbol appears together as follows below.

© MotoGP Sports Entertainment Group, 2026

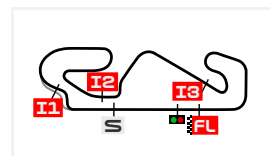
Official MotoGP Timing by www.motogp.com

Barcelona, Friday, May 15, 2026

CHRONOLOGICAL ANALYSIS OF PERFORMANCES

MONSTER ENERGY GRAND PRIX OF CATALONIA

FREE PRACTICE NR. 1



Circuit de Barcelona-Catalunya 4657 m.

* Lap / Sector time cancelled
P Crossing the finish line in pit lane

T1 Time from finish line to 1st intermediate
T2 Time from 1st intermed. to 2nd intermed.

T3 Time from 2nd intermed. to 3rd intermed.
T4 Time from 3rd intermediate to finish line

Lap	Lap Time	T1	T2	T3	T4	Speed	Lap	Lap Time	T1	T2	T3	T4	Speed		
1st	13	Celestino VIETTI					Beta Tools SpeedRS Tea ITA	3rd	11	Alex ESCRIG					KLINT Racing Team SPA
		Runs=2	Total laps=19	Full laps=16	Valid laps=13				Runs=2	Total laps=19	Full laps=16	Valid laps=11			
1	2'13.647	23.335	36.162	20.745	32.904	167.7	1	2'34.818	21.326	36.923	21.304	34.048	177.0		
2	1'45.352	18.502	34.310	19.960	32.580	291.8	2	1'46.110 *	19.188 *	34.653	20.121	32.148	288.0		
3	1'44.444	18.390	33.924	19.902	32.228	291.8	3	1'45.707 *	18.504 *	34.756	20.154	32.293	291.1		
4	1'43.864 *	18.122	33.753	19.897	32.092 *	295.0	4	1'44.296 *	18.233	33.880	19.998	32.185 *	291.1		
5	1'43.839	18.121	33.741	19.899	32.078	291.1	5	1'43.780	18.120	33.791	19.793	32.076	290.3		
6	1'43.466	18.039	33.564	19.770	32.093	292.6	6	1'43.639	18.108	33.717	19.865	31.949	289.5		
7	1'43.729	18.130	33.628	19.843	32.128	291.8	7	1'43.479	18.035	33.592	19.856	31.996	289.5		
8	1'49.101 *	22.112 *	34.963	19.864	32.162	293.4	8	2'00.985 P	18.566 *	36.212	20.720	45.487	290.3		
9	1'44.651	18.682	33.940	19.889	32.140	292.6	9	9'01.680 *	19.540	35.945	20.107	32.274 *	175.0		
10	1'43.965	18.131	33.774	19.918	32.142	292.6	10	1'43.526	18.205	33.724	19.700	31.897	288.0		
11	1'43.850 *	18.096	33.775	19.862	32.117 *	294.2	11	1'43.353	18.199	33.515	19.748	31.891	289.5		
12	1'44.074	18.145	33.852	19.896	32.181	293.4	12	1'42.723	17.972	33.421	19.615	31.715	288.7		
13	1'43.763	18.028	33.712	19.849	32.174	291.8	13	1'42.567	17.893	33.315	19.646	31.713	289.5		
14	1'54.898 P	18.106	33.894	20.047	42.851	291.8	14	1'45.608	17.997	35.614	19.864	32.133	289.5		
15	8'28.417	19.618	34.643	19.988	32.190	202.6	15	1'44.058	18.188	34.044	19.768	32.058	290.3		
16	1'42.630	18.038	33.257	19.635	31.700	289.5	16	1'43.118 *	17.950	33.480	19.766 *	31.922	291.1		
17	1'42.028	17.816	33.134	19.500	31.578	291.8	17	1'43.295	17.983	33.568	19.833	31.911	288.7		
18	1'42.502	17.812	33.287	19.622	31.781	291.8	18	1'52.711 *	18.361	38.123	21.501	34.726 *	291.8		
19	1'42.610	17.825	33.172	19.518	32.095	291.1	19	1'46.101	18.247	34.143	20.533	33.178	290.3		
2nd	81	Senna AGIUS					LIQUI MOLY Dynavolt AUS	4th	28	Izan GUEVARA					BLU CRU Pramac Yama SPA
		Runs=2	Total laps=19	Full laps=16	Valid laps=12				Runs=2	Total laps=16	Full laps=13	Valid laps=11			
1	2'17.232	19.159	34.936	20.165	32.236	197.8	1	2'51.756	20.235	35.961	20.491	32.550	196.0		
2	1'44.355	18.440	33.884	19.905	32.126	288.0	2	1'43.750	18.205	33.694	19.919	31.932	292.6		
3	1'43.782	18.200	33.591	19.824	32.167	289.5	3	1'43.318	17.974	33.516	19.860	31.968	294.2		
4	1'43.976	18.151	33.859	19.876	32.090	291.8	4	1'43.641	18.064	33.761	19.848	31.968	294.2		
5	1'44.427 *	18.094	34.009	20.028 *	32.296	290.3	5	1'42.935	17.889	33.469	19.674	31.903	292.6		
6	1'43.931	18.167	33.759	19.829	32.176	288.0	6	1'42.797	17.833	33.396	19.740	31.828	295.0		
7	1'44.264	18.292	33.828	19.787	32.357	288.7	7	1'42.608	17.836	33.367	19.642	31.763	294.2		
8	1'43.875	18.114	33.767	19.821	32.173	288.7	8	1'43.027	17.823	33.461	19.700	32.043	295.8		
9	1'43.760	18.106	33.738	19.781	32.135	287.2	9	1'43.362	17.951	33.659	19.954	31.798	293.4		
10	1'53.356 P	18.136	33.732	19.777	41.711	288.0	10	1'53.777 P	18.000	33.511	20.363	41.903	295.8		
11	8'13.561	19.885	34.312	21.058	32.070	183.3	11	13'29.299	21.307	35.513	20.169	32.404	172.2		
12	1'42.453	18.041	33.204	19.614	31.594	284.2	12	1'43.568 *	18.104	33.584	19.700	32.180 *	289.5		
13	1'42.612	18.003	33.304	19.599	31.706	284.9	13	1'43.826	17.914	33.617	19.786	32.509	291.8		
14	1'45.544 *	18.977 *	34.750	19.785	32.032	285.7	14	1'42.949 *	17.865	33.411	19.692 *	31.981	291.1		
15	1'42.758 *	17.999	33.387 *	19.648	31.724	286.4	15	1'43.802	17.820	33.387	20.315	32.280	292.6		
16	1'42.614	18.049	33.327	19.532	31.706	285.7	16	1'43.380	17.974	33.589	19.807	32.010	291.8		
17	1'42.696	18.095	33.245	19.612	31.744	287.2									
18	1'42.832 *	18.029	33.410	19.718	31.675 *	288.0									
19	1'42.838	17.924	33.372	19.742	31.800	289.5									

Fastest Lap: Celestino VIETTI ITA Beta Tools SpeedRS Team **1'42.028** 17.816 33.134 19.500 31.578

These data/results cannot be reproduced, stored and/or transmitted in whole or in part by any manner of electronic, mechanical, photocopying, recording, broadcasting or otherwise now known or herein after developed without the previous express consent by the copyright owner, except for reproduction in daily press and regular printed publications on sale to the public within 60 days of the event related to those data/results and always provided that copyright symbol appears together as follows below.

© MotoGP Sports Entertainment Group, 2026

Official MotoGP Timing by

www.motogp.com

Barcelona, Friday, May 15, 2026

Free Practice Nr. 1

Moto2™

Lap	Lap Time	T1	T2	T3	T4	Speed	Lap	Lap Time	T1	T2	T3	T4	Speed
5th	18	Manuel GONZALEZ				LIQUI MOLY Dynavolt SPA	9	1'43.660	18.198	33.491	19.981	31.990	285.7
		Runs=2	Total laps=20	Full laps=17	Valid laps=16	10	1'45.100	18.274	33.511	21.252	32.063	288.0	
1	2'35.363	20.300	36.610	21.413	34.316	180.0	11	1'43.475	18.159	33.496	19.908	31.912	286.4
2	1'44.703	18.339	34.015	20.115	32.234	291.8	12	1'43.486	18.069	33.490	19.918	32.009	286.4
3	1'43.619	18.084	33.671	19.926	31.938	289.5	13	1'55.796 P	18.777 *	34.716	20.082	42.221	288.7
4	1'43.003	17.950	33.448	19.799	31.806	290.3	14	7'32.052	19.006	34.813	20.219	32.917	178.5
5	1'42.706	17.833	33.386	19.683	31.804	290.3	15	1'43.965 *	18.224	33.772	19.830	32.139 *	294.2
6	1'43.140	17.912	33.461	19.753	32.014	291.1	16	1'43.775 *	18.322	33.615	19.757	32.081 *	284.9
7	1'43.612	18.014	33.754	19.791	32.053	293.4	17	1'43.744	18.154	33.683	19.815	32.092	286.4
8	1'43.280	17.978	33.606	19.717	31.979	290.3	18	1'44.847	18.179	33.638	20.526	32.504	286.4
9	1'43.156	17.915	33.538	19.647	32.056	290.3	19	1'43.431	18.147	33.522	19.779	31.983	288.0
10	1'43.275	17.980	33.544	19.744	32.007	289.5	20	1'45.834	18.089	33.815	19.910	34.020	294.2
11	1'43.472	17.952	33.593	19.836	32.091	288.7							
12	1'43.412	17.939	33.601	19.803	32.069	288.7	8th	96	Daniel HOLGADO				CFMOTO Impulse Aspa SPA
13	1'43.562	17.982	33.602	19.797	32.181	288.7			Runs=2	Total laps=20	Full laps=17	Valid laps=13	
14	1'57.697 P	18.158	34.775	20.363	44.401	290.3	1	2'22.241	19.756	36.470	20.646	32.921	190.4
15	7'43.165	20.912	35.543	20.465	32.903	183.6	2	1'48.843 *	20.132 *	35.776	20.264	32.671	291.1
16	1'44.658 *	18.277	34.253	19.993	32.135 *	288.0	3	1'45.679	18.646	34.563	20.074	32.396	291.1
17	1'43.165	17.945	33.663	19.704	31.853	289.5	4	1'45.169	18.440	34.324	19.934	32.471	291.1
18	1'43.083	17.874	33.595	19.727	31.887	290.3	5	1'45.064	18.449	34.081	20.075	32.459	291.8
19	1'43.119	17.844	33.526	19.815	31.934	290.3	6	1'45.036	18.339	34.096	19.966	32.635	290.3
20	1'43.413	17.920	33.701	19.735	32.057	291.8	7	1'56.862 P	18.293	35.226	20.732	42.611	290.3
							8	7'10.709	20.140	34.661	20.152	32.228	196.0
6th	21	Alonso LOPEZ				ITALJET Gresini Moto2 SPA	9	1'43.553	18.168	33.644	19.859	31.882	290.3
		Runs=3	Total laps=18	Full laps=13	Valid laps=12	10	1'43.127	18.037	33.456	19.751	31.883	291.1	
1	2'07.264	20.223	34.906	20.411	32.697	196.3	11	1'43.329	18.189	33.487	19.757	31.896	289.5
2	1'44.208	18.578	33.614	19.971	32.045	287.2	12	1'43.378	18.109	33.533	19.767	31.969	289.5
3	1'43.175	18.146	33.523	19.659	31.847	289.5	13	1'43.371	18.103	33.578	19.717	31.973	290.3
4	1'43.751	18.053	33.481	19.819	32.398	290.3	14	1'43.010	18.061	33.521	19.585	31.843	290.3
5	1'43.306	18.319	33.376	19.777	31.834	296.7	15	1'43.075 *	17.944	33.417	19.757	31.957 *	290.3
6	1'42.881	18.077	33.438	19.623	31.743	289.5	16	1'46.569 *	19.160 *	35.255	19.908	32.246 *	291.8
7	1'43.084 *	18.063	33.571	19.689 *	31.761	289.5	17	1'43.418	18.057	33.648	19.790	31.923	289.5
8	1'43.324	18.023	33.467	19.934	31.900	288.7	18	1'43.415	18.064	33.676	19.679	31.996	290.3
9	1'42.985	18.085	33.420	19.663	31.817	288.7	19	1'43.185 *	18.012	33.527	19.655	31.991 *	289.5
10	1'42.831	18.014	33.420	19.655	31.742	288.7	20	1'43.082	17.990	33.458	19.689	31.945	291.1
11	1'42.717	17.925	33.356	19.700	31.736	289.5							
12	1'56.785 P	17.938	34.061	20.844	43.942	290.3	9th	44	Aron CANET				ELF Marc VDS Racing T SPA
13	7'47.314	19.885	36.212	20.602	33.187	197.8			Runs=2	Total laps=16	Full laps=13	Valid laps=11	
14	1'47.502	18.585	34.172	20.780	33.965	284.2	1	2'42.162	24.939	36.670	20.277	32.959	152.3
15	1'54.855 P	18.374	34.261	20.040	42.180	289.5	2	1'45.338 *	18.357 *	34.804	20.090	32.087	288.0
16	4'44.823	19.329	34.888	20.183	32.708	203.0	3	1'43.984	18.133	33.927	19.923	32.001	291.1
17	1'45.210	18.407	34.101	20.075	32.627	285.7	4	1'43.400	17.990	33.728	19.737	31.945	289.5
18	1'46.973	18.399	33.971	19.902	34.701	288.7	5	1'48.702 *	19.075 *	35.957	19.851	33.819	288.7
							6	1'43.132	18.054	33.511	19.737	31.830	291.1
7th	7	Barry BALTUS				REDS Fantic Racing BEL	7	1'43.270	18.040	33.646	19.776	31.808	295.8
		Runs=2	Total laps=20	Full laps=17	Valid laps=12	8	1'43.524	17.944	33.632	19.877	32.071	291.8	
1	2'48.313	18.805	33.918	19.969	31.843	198.8	9	1'44.988	18.071	33.739	20.923	32.255	289.5
2	1'43.361	18.178	33.426	19.962	31.795	286.4	10	1'43.705	18.028	33.644	19.939	32.094	290.3
3	1'43.088	18.144	33.350	19.895	31.699	288.7	11	2'01.703 P	18.610 *	35.885	20.459	46.749	288.0
4	1'42.875	18.069	33.346	19.721	31.739	288.7	12	12'39.172	20.411	37.726	19.985	32.523	175.0
5	1'43.082	18.103	33.381	19.778	31.820	287.2	13	1'43.841	18.000	33.834	19.816	32.191	288.7
6	1'43.431 *	18.146	33.509	19.907	31.869 *	287.2	14	1'43.513	18.022	33.648	19.884	31.959	291.1
7	1'43.350 *	18.179	33.462	19.847 *	31.862	286.4	15	1'46.909	18.090	33.876	22.095	32.848	290.3
8	1'45.443 *	19.075 *	34.586	19.807	31.975	288.0	16	1'44.532	18.088	33.905	20.014	32.525	289.5

Fastest Lap: Celestino VIETTI ITA Beta Tools SpeedRS Team **1'42.028** 17.816 33.134 19.500 31.578

These data/results cannot be reproduced, stored and/or transmitted in whole or in part by any manner of electronic, mechanical, photocopying, recording, broadcasting or otherwise now known or herein after developed without the previous express consent by the copyright owner, except for reproduction in daily press and regular printed publications on sale to the public within 60 days of the event related to those data/results and always provided that copyright symbol appears together as follows below.

© MotoGP Sports Entertainment Group, 2026

Official MotoGP Timing by  TISSOT

www.motogp.com

Barcelona, Friday, May 15, 2026

Page 2 of 6



Free Practice Nr. 1

Moto2™

Lap	Lap Time	T1	T2	T3	T4	Speed
10th	95	Collin VEIJER		Red Bull KTM Ajo		NED
		Runs=3	Total laps=17	Full laps=13	Valid laps=13	
1	2'49.549	29.454	35.844	20.467	33.062	197.8
2	1'45.240	18.373	34.152	20.339	32.376	291.8
3	1'44.559	18.110	33.657	20.516	32.276	291.8
4	1'43.565	18.153	33.719	19.818	31.875	294.2
5	1'43.310	18.019	33.629	19.791	31.871	295.0
6	1'43.292	18.127	33.580	19.715	31.870	294.2
7	1'43.369	18.063	33.547	19.689	32.070	292.6
8	1'43.702	18.105	33.799	19.820	31.978	291.8
9	1'43.312	18.022	33.616	19.764	31.910	291.8
10	1'43.185	17.954	33.535	19.794	31.902	293.4
11	1'43.168	17.951	33.580	19.717	31.920	293.4
12	1'43.410	18.025	33.544	19.821	32.020	292.6
13	1'58.734 P	20.455 *	35.346	20.816	42.117	291.8
14	8'47.249 P	19.977	37.057	20.311	42.903	181.2
15	5'16.265	19.538	35.450	20.485	33.289	193.8
16	1'53.428	18.672	39.666	21.298	33.792	289.5
17	1'50.323	18.980	35.189	20.698	35.456	290.3

11th	98	Jose Antonio RUEDA		Red Bull KTM Ajo		SPA
		Runs=2	Total laps=20	Full laps=17	Valid laps=15	
1	2'00.524	20.009	35.766	20.624	32.973	203.3
2	1'44.738 *	18.459	34.077	19.975	32.227 *	292.6
3	1'44.096	18.267	33.827	19.893	32.109	291.1
4	1'44.083	18.182	33.829	19.816	32.256	292.6
5	1'44.896	18.632	34.013	19.927	32.324	288.7
6	1'43.691	18.161	33.692	19.857	31.981	291.8
7	1'43.770	18.031	33.827	19.903	32.009	289.5
8	1'43.187	18.054	33.611	19.718	31.804	289.5
9	1'43.382	18.170	33.546	19.784	31.882	291.1
10	1'43.536	18.112	33.544	19.911	31.969	289.5
11	1'43.242	18.026	33.512	19.811	31.893	291.8
12	1'57.548 P	18.147	33.735	19.904	45.762	288.7
13	7'30.051 *	23.681	34.945	19.959	32.659 *	175.3
14	1'44.322	18.699	33.870	19.785	31.968	290.3
15	1'43.626	18.123	33.704	19.799	32.000	291.1
16	1'43.865	18.063	33.636	19.910	32.256	290.3
17	1'43.673	18.122	33.650	19.805	32.096	291.8
18	1'43.586	18.080	33.627	19.750	32.129	290.3
19	1'44.575	18.272	34.147	19.964	32.192	290.3
20	1'44.397 *	18.127	33.800	19.908	32.562 *	291.1

12th	12	Filip SALAC		OnlyFans American Rac		CZE
		Runs=3	Total laps=16	Full laps=11	Valid laps=11	
1	2'11.793	21.079	35.881	20.422	32.695	185.2
2	1'43.971	18.483	33.795	19.766	31.927	284.9
3	1'43.494	18.103	33.684	19.782	31.925	289.5
4	1'43.187	17.921	33.549	19.691	32.026	288.7
5	1'43.693	18.216	33.730	19.696	32.051	289.5
6	1'43.626	18.112	33.590	19.784	32.140	288.0
7	1'43.429	18.044	33.589	19.759	32.037	288.7
8	1'43.536	17.923	33.613	19.880	32.120	290.3
9	1'43.525	17.985	33.701	19.779	32.060	293.4

Lap	Lap Time	T1	T2	T3	T4	Speed
10	2'00.989 P	18.062	33.669	23.696	45.562	287.2
11	6'36.135	22.158	35.568	20.179	32.691	153.6
12	1'44.930	18.274	34.354	20.022	32.280	284.9
13	1'43.843	18.072	33.755	19.802	32.214	285.7
14	1'43.903	18.023	33.722	19.791	32.367	285.7
15	1'59.955 P	20.251 *	36.542	20.511	42.651	284.9
16	8'44.838	21.940	35.886	22.072	33.440	168.2

13th	53	Deniz ÖNCÜ		ELF Marc VDS Racing T		TUR
		Runs=2	Total laps=18	Full laps=15	Valid laps=11	
1	2'13.988	23.774	35.594	20.901	32.914	173.0
2	1'44.232	18.207	33.847	20.010	32.168	294.2
3	1'43.718	18.087	33.673	19.847	32.111	291.1
4	1'43.391	17.972	33.605	19.892	31.922	291.1
5	1'43.803 *	17.967	33.789	19.894	32.153 *	294.2
6	1'43.473	17.960	33.726	19.802	31.985	291.1
7	1'43.548	17.943	33.663	19.857	32.085	291.1
8	1'43.344	17.982	33.533	19.840	31.989	290.3
9	1'43.254	17.887	33.521	19.792	32.054	291.1
10	1'44.021	17.904	34.131	19.922	32.064	291.8
11	1'43.615 *	17.975	33.675	19.814	32.151 *	290.3
12	1'44.064 *	18.010	33.869	19.922	32.263 *	291.1
13	1'52.868 P	18.035	33.649	19.860	41.324	288.0
14	10'08.635 *	20.306	35.342	20.467	32.724 *	190.8
15	1'43.764	18.188	33.662	19.859	32.055	286.4
16	1'47.697	18.098	36.419	20.020	33.160	289.5
17	1'43.906	17.993	33.622	19.883	32.408	291.1
18	1'44.419 *	18.036	33.890	19.993	32.500 *	289.5

14th	4	Ivan ORTOLA		QJMOTOR - Bordoy -		SPA
		Runs=3	Total laps=16	Full laps=11	Valid laps=11	
1	2'23.139	28.481	34.910	20.285	32.890	197.4
2	1'44.220	18.207	33.744	20.031	32.238	295.0
3	1'43.476	18.021	33.639	19.808	32.008	293.4
4	1'43.349	17.955	33.493	19.871	32.030	294.2
5	1'44.008	18.046	33.774	19.795	32.393	295.8
6	1'56.824 P	18.369 *	35.125	20.198	43.132	297.5
7	11'54.833	20.591	34.215	19.977	32.288	174.4
8	1'44.624	17.933	34.225	19.905	32.561	294.2
9	1'44.332	18.074	33.996	19.898	32.364	293.4
10	1'44.189	18.023	33.904	19.907	32.355	293.4
11	1'44.381	18.037	33.868	20.045	32.431	293.4
12	1'44.448	18.021	33.909	20.031	32.487	291.8
13	1'44.664	18.115	34.051	20.012	32.486	291.8
14	1'56.362 P	18.267	34.851	20.299	42.945	291.8
15	3'16.540	20.356	34.610	20.308	32.411	189.4
16	1'43.481	18.023	33.619	19.831	32.008	293.4

15th	10	Unai ORRADRE		QJMOTOR - Bordoy -		SPA
		Runs=3	Total laps=18	Full laps=13	Valid laps=12	
1	2'14.765	22.593	38.000	21.376	33.698	177.3
2	1'46.031 *	18.808	34.213	20.104	32.906 *	288.7
3	1'44.118	18.434	33.720	19.941	32.023	291.8
4	1'43.672	18.289	33.709	19.802	31.872	294.2
5	1'43.490	18.239	33.508	19.784	31.959	292.6

Fastest Lap: Celestino VIETTI ITA Beta Tools SpeedRS Team **1'42.028** 17.816 33.134 19.500 31.578

These data/results cannot be reproduced, stored and/or transmitted in whole or in part by any manner of electronic, mechanical, photocopying, recording, broadcasting or otherwise now known or herein after developed without the previous express consent by the copyright owner, except for reproduction in daily press and regular printed publications on sale to the public within 60 days of the event related to those data/results and always provided that copyright symbol appears together as follows below.

© MotoGP Sports Entertainment Group, 2026

Official MotoGP Timing by TISSOT

www.motogp.com

Barcelona, Friday, May 15, 2026

Free Practice Nr. 1

Moto2™

Lap	Lap Time	T1	T2	T3	T4	Speed
6	1'43.677	18.064	33.695	19.927	31.991	291.8
7	1'43.581	18.190	33.643	19.724	32.024	290.3
8	2'00.355 P	19.240	37.172	20.178	43.765	288.7
9	8'30.639	20.297	34.638	20.021	32.096	175.8
10	1'44.273	18.122	33.776	19.821	32.554	292.6
11	1'44.291	18.141	33.876	19.959	32.315	291.8
12	1'44.210	18.211	33.783	19.879	32.337	289.5
13	1'44.400	18.174	33.844	19.962	32.420	290.3
14	1'44.854	18.207	33.861	20.264	32.522	288.7
15	1'44.379	18.319	33.937	19.848	32.275	285.7
16	1'58.551 P	18.734	35.723	20.282	43.812	288.7
17	3'37.960	22.391	36.581	20.423	32.597	162.1
18	1'44.184	18.356	33.848	19.862	32.118	288.7

16th 14		Tony ARBOLINO		REDS Fantic Racing		ITA
Runs=2	Total laps=18	Full laps=15	Valid laps=12			
1	2'46.552	20.623	35.252	20.533	32.654	158.3
2	1'45.493	18.550	34.004	20.220	32.719	288.7
3	1'43.589	18.140	33.595	19.898	31.956	293.4
4	1'43.687	18.095	33.627	19.883	32.082	293.4
5	1'43.673	18.038	33.577	19.871	32.187	293.4
6	1'43.671	18.077	33.671	19.870	32.053	292.6
7	1'45.910 *	18.368 *	35.217	19.963	32.362	295.0
8	1'43.933	18.186	33.786	19.862	32.099	291.8
9	1'44.006	18.326	33.767	19.863	32.050	291.1
10	1'46.453 *	18.293 *	35.418	20.266	32.476	295.0
11	1'53.780 P	18.142	33.926	19.955	41.757	291.8
12	10'55.483	27.484	35.225	20.628	33.605	86.7
13	1'44.505 *	18.325	34.242	19.814	32.124 *	287.2
14	1'43.669	18.235	33.600	19.746	32.088	291.8
15	1'44.076	18.115	33.813	19.951	32.197	293.4
16	1'43.534	18.032	33.537	19.930	32.035	291.8
17	1'43.936	17.955	33.996	19.893	32.092	291.1
18	1'43.938	18.086	33.796	19.858	32.198	291.1

17th 80		David ALONSO		CFMOTO Impulse Aspa		COL
Runs=2	Total laps=19	Full laps=16	Valid laps=16			
1	2'59.589	19.645	37.572	21.668	33.959	202.6
2	1'48.809	18.989	35.366	20.974	33.480	290.3
3	1'47.900	18.735	35.079	20.834	33.252	290.3
4	1'47.306	18.689	35.044	20.565	33.008	290.3
5	1'46.802	18.711	34.760	20.499	32.832	288.0
6	1'55.142 P	18.471	34.723	20.355	41.593	290.3
7	7'55.458	24.730	36.083	20.490	32.435	102.2
8	1'45.006	18.426	34.046	20.170	32.364	288.0
9	1'44.431	18.171	33.886	20.041	32.333	289.5
10	1'44.292	18.223	33.913	19.962	32.194	289.5
11	1'44.256	18.166	33.847	19.966	32.277	289.5
12	1'44.289	18.193	33.776	19.876	32.444	290.3
13	1'44.326	18.311	33.824	19.903	32.288	289.5
14	1'44.116	18.182	33.841	19.922	32.171	289.5
15	1'44.031	18.172	33.815	19.877	32.167	289.5
16	1'43.744	18.103	33.688	19.857	32.096	291.1
17	1'43.627	18.063	33.685	19.847	32.032	290.3
18	1'43.551	18.027	33.595	19.775	32.154	291.1

Lap	Lap Time	T1	T2	T3	T4	Speed
19	1'43.693	18.087	33.750	19.837	32.019	291.8

18th 17		Daniel MUÑOZ		Italtrans Racing Team		SPA
Runs=3	Total laps=12	Full laps=7	Valid laps=6			
1	1'55.632	22.132	35.461	20.759	32.726	164.8
2	1'45.015 *	18.536	33.929	20.087 *	32.463	284.9
3	1'44.412	18.408	33.912	19.889	32.203	285.7
4	1'56.249 P	18.827 *	35.527	20.140	41.755	285.7
5	4'22.031 *	19.090	34.508	20.145	32.308 *	188.4
6	1'43.916	18.311	33.859	19.841	31.905	285.7
7	1'43.782	18.192	33.810	19.828	31.952	286.4
8	1'44.039	18.272	33.913	19.881	31.973	285.7
9	1'57.924 P	18.256	33.911	19.956	45.801	287.2
10	18'00.170 *	18.708	34.866	20.065 *	32.139	196.0
11	1'43.646	18.180	33.661	19.821	31.984	287.2
12	1'43.929	18.091	33.851	19.869	32.118	288.7

19th 84		Zonta VD GOORBERGH		Momoven Idrofoglia R		NED
Runs=2	Total laps=18	Full laps=15	Valid laps=15			
1	2'15.533	20.043	35.767	20.849	32.690	201.1
2	1'44.722	18.712	33.786	20.027	32.197	289.5
3	1'44.095	18.405	33.722	19.941	32.027	289.5
4	1'43.710	18.233	33.614	19.861	32.002	290.3
5	1'43.929	18.229	33.749	19.865	32.086	291.1
6	1'44.300	18.301	33.801	20.005	32.193	289.5
7	1'43.776	18.149	33.682	19.821	32.124	291.1
8	1'44.575	18.252	33.863	19.993	32.467	290.3
9	1'44.167	18.274	33.784	19.849	32.260	288.0
10	1'44.301	18.255	33.848	19.955	32.243	287.2
11	1'58.754 P	18.390	37.078	20.338	42.948	287.2
12	11'05.845	19.777	34.631	21.236	32.471	201.8
13	1'44.409	18.357	33.844	19.924	32.284	289.5
14	1'44.056	18.235	33.792	19.889	32.140	287.2
15	1'44.265	18.335	33.721	19.979	32.230	288.0
16	1'44.075	18.126	33.822	19.879	32.248	289.5
17	1'44.680	18.167	33.885	19.999	32.629	289.5
18	1'48.493	18.153	34.004	23.429	32.907	290.3

20th 16		Joe ROBERTS		OnlyFans American Rac		USA
Runs=3	Total laps=17	Full laps=12	Valid laps=9			
1	2'05.206	22.321	36.411	21.123	33.604	154.0
2	1'49.453 *	19.213 *	36.243	20.255	33.742	287.2
3	1'46.003	18.773	34.492	20.232	32.506	288.7
4	1'44.381	18.181	33.845	20.138	32.217	289.5
5	1'44.531	18.238	34.121	20.001	32.171	289.5
6	1'43.786	18.140	33.670	19.870	32.106	291.1
7	1'49.344 *	18.276 *	38.727	20.054	32.287	290.3
8	1'57.659 P	18.117	33.685	20.026	45.831	291.1
9	6'30.124	19.505	34.912	20.384	32.662	169.2
10	1'44.497	18.421	33.863	19.987	32.226	283.4
11	1'55.031 P	18.217	33.730	19.887	43.197	283.4
12	6'27.176	27.814	35.812	20.244	32.988	81.6
13	1'44.872	18.440	34.038	19.980	32.414	286.4
14	1'44.005	18.277	33.680	19.871	32.177	289.5
15	1'45.990 *	18.134 *	35.271	19.972	32.613	289.5

Fastest Lap: Celestino VIETTI ITA Beta Tools SpeedRS Team **1'42.028** 17.816 33.134 19.500 31.578

These data/results cannot be reproduced, stored and/or transmitted in whole or in part by any manner of electronic, mechanical, photocopying, recording, broadcasting or otherwise now known or herein after developed without the previous express consent by the copyright owner, except for reproduction in daily press and regular printed publications on sale to the public within 60 days of the event related to those data/results and always provided that copyright symbol appears together as follows below.

© MotoGP Sports Entertainment Group, 2026

Official MotoGP Timing by TISSOT

www.motogp.com

Barcelona, Friday, May 15, 2026

Free Practice Nr. 1

Moto2™

Lap	Lap Time	T1	T2	T3	T4	Speed	Lap	Lap Time	T1	T2	T3	T4	Speed
16	1'44.172	18.143	33.838	19.901	32.290	289.5	10	1'44.408	18.178	33.740	20.087	32.403	292.6
17	1'44.612	18.253	33.893	19.969	32.497	288.7	11	1'44.866	18.294	34.022	19.934	32.616	289.5
21st 54 Alberto FERRANDEZ BLU CRU Pramac Yama SPA Runs=2 Total laps=19 Full laps=16 Valid laps=7							12	1'44.790	18.223	34.350	19.949	32.268	291.8
1	2'52.129	19.337	35.995	20.643	32.631	202.2	13	1'44.022	18.171	33.757	19.796	32.298	291.8
2	1'44.974	18.309	34.109	20.262	32.294	294.2	14	1'56.493 P	18.190	33.967	19.915	44.421	289.5
3	1'44.551	18.383	33.868	20.046	32.254	295.8	15	10'05.981	19.662	36.053	20.513	32.741	194.5
4	1'43.900	18.247	33.711	19.920	32.022	291.8	16	1'45.215	18.386	34.242	20.086	32.501	288.0
5	1'43.802	18.089	33.756	19.905	32.052	293.4	17	1'45.207	18.408	33.895	19.835	33.069	288.7
6	1'44.303	18.115	33.786	19.902	32.500	291.8	18	1'44.493	18.222	33.891	19.878	32.502	291.1
7	1'43.909 *	18.043	33.853	19.896	32.117 *	294.2	24th 71 Ayumu SASAKI Momoven Idrofoglia R JPN Runs=3 Total laps=13 Full laps=8 Valid laps=8						
8	1'43.917 *	18.150	33.686	19.927	32.154 *	291.8	1	2'23.361	19.409	36.264	20.594	32.912	198.8
9	1'47.365	18.116	35.647	20.363	33.239	291.1	2	1'44.672	18.370	33.995	20.036	32.271	292.6
10	1'44.118 *	18.222	33.802 *	19.905	32.189	291.1	3	1'44.211	18.214	33.851	19.984	32.162	291.1
11	1'44.167 *	18.028	33.798	19.886	32.455 *	292.6	4	1'44.358	18.175	33.934	19.882	32.367	290.3
12	1'47.180 *	18.636 *	36.317	19.948	32.279	287.2	5	1'44.101	18.081	33.944	19.850	32.226	291.1
13	1'43.708 *	17.990	33.701 *	19.890	32.127	291.8	6	1'44.317	18.106	33.933	19.921	32.357	291.1
14	1'57.686 P	18.002 *	35.448	20.361	43.875	291.1	7	1'44.606	18.137	33.910	19.982	32.577	288.7
15	8'41.511	19.402	34.984	21.070	32.488	191.1	8	1'44.289	18.096	33.951	19.893	32.349	289.5
16	1'44.958	18.268	33.999	20.384	32.307	292.6	9	1'58.631 P	19.558 *	35.279	20.317	43.477	288.0
17	1'44.323 *	18.185	33.874	19.979	32.285 *	291.8	10	12'31.970	20.227	37.449	20.556	36.695	184.3
18	1'43.952 *	18.107	33.817 *	19.882	32.146	292.6	11	1'46.169	18.395	34.451	20.240	33.083	294.2
19	1'44.442 *	18.000	33.904	20.199	32.339 *	291.8	12	1'56.988 P	18.759	34.933	20.188	43.108	289.5
22nd 3 Sergio GARCIA ITALJET Gresini Moto2 SPA Runs=3 Total laps=16 Full laps=11 Valid laps=6							13	7'51.587	20.644	37.894	20.821	34.697	177.6
1	2'13.333	22.671	35.852	20.609	33.025	172.5	25th 99 Adrian HUERTAS Italtrans Racing Team SPA Runs=3 Total laps=16 Full laps=11 Valid laps=7						
2	1'49.453	18.454	34.020	19.999	36.980	287.2	1	1'55.958	22.089	36.634	20.949	33.010	182.4
3	1'45.102	18.287	34.244	20.020	32.551	290.3	2	1'45.484 *	18.458	34.341	20.223	32.462 *	288.7
4	1'44.704	18.237	34.154	20.024	32.289	288.7	3	1'44.417	18.275	34.032	19.967	32.143	287.2
5	1'44.344	18.281	33.828	19.990	32.245	288.7	4	1'46.969	18.200	33.952	20.123	34.694	289.5
6	1'43.827	18.153	33.723	19.860	32.091	288.0	5	1'46.716	18.254	34.123	20.410	33.929	287.2
7	1'44.106 *	18.145	33.723	19.908	32.330 *	288.7	6	1'44.451	18.200	34.012	20.067	32.172	288.0
8	1'44.273	18.245	33.914	19.955	32.159	288.7	7	1'44.785 *	18.133	34.356	20.099	32.197 *	291.8
9	1'43.998 *	18.149	33.793	19.916	32.140 *	288.7	8	1'44.687	18.215	34.075	19.994	32.403	289.5
10	1'59.256 P	18.749 *	37.044	20.793	42.670	288.7	9	1'56.105 P	18.210	34.052	20.591	43.252	288.0
11	10'51.763 *	19.245	35.525	20.488	33.443 *	189.8	10	10'55.126 *	19.750	35.351	20.378	32.915 *	193.2
12	1'45.061 *	18.363	34.061	20.075 *	32.562	288.0	11	1'45.052 *	18.288	34.321	19.997	32.446 *	287.2
13	1'58.663 P	18.302	34.136	19.974	46.251	285.7	12	1'44.756	18.214	34.175	19.951	32.416	289.5
14	3'44.841 *	22.839	37.185	21.877	34.961 *	177.9	13	1'45.178	18.227	34.292	20.081	32.578	288.7
15	1'49.302 *	19.102 *	36.923	20.577	32.700 *	287.2	14	2'00.467 P	18.589 *	37.216	20.661	44.001	288.7
16	1'48.817 *	18.495	36.766	20.600	32.956 *	287.2	15	4'57.008	20.841	37.978	21.497	34.710	163.1
23rd 32 Luca LUNETTA Beta Tools SpeedRS Tea ITA Runs=2 Total laps=18 Full laps=15 Valid laps=14							16	1'51.789 *	19.855 *	36.591	21.243	34.100	288.0
1	2'02.181	20.305	36.730	21.058	33.248	195.2	26th 72 Taiyo FURUSATO Idemitsu Honda Team JPN Runs=3 Total laps=17 Full laps=12 Valid laps=11						
2	1'45.692 *	18.845	34.444	20.049	32.354 *	291.8	1	1'57.245	21.354	36.072	20.851	33.223	161.1
3	1'45.251	18.581	34.003	20.102	32.565	290.3	2	1'45.849	18.825	34.377	20.122	32.525	290.3
4	1'44.993	18.515	33.896	20.157	32.425	294.2	3	1'45.286	18.431	34.298	20.091	32.466	290.3
5	1'44.632	18.588	33.846	19.949	32.249	288.7	4	1'45.023	18.384	34.220	20.025	32.394	289.5
6	1'44.733	18.439	33.990	19.996	32.308	289.5	5	1'45.719	18.520	34.441	20.166	32.592	289.5
7	1'44.816	18.445	33.988	20.059	32.324	291.1	6	1'44.714	18.227	34.022	20.000	32.465	290.3
8	1'44.366	18.254	34.012	19.956	32.144	291.1	7	1'45.445	18.390	34.283	20.347	32.425	288.7
9	1'43.973	18.235	33.813	19.806	32.119	292.6	8	1'44.421	18.143	33.971	19.961	32.346	291.8
Fastest Lap: Celestino VIETTI ITA Beta Tools SpeedRS Team 1'42.028 17.816 33.134 19.500 31.578													

These data/results cannot be reproduced, stored and/or transmitted in whole or in part by any manner of electronic, mechanical, photocopying, recording, broadcasting or otherwise now known or herein after developed without the previous express consent by the copyright owner, except for reproduction in daily press and regular printed publications on sale to the public within 60 days of the event related to those data/results and always provided that copyright symbol appears together as follows below.

© MotoGP Sports Entertainment Group, 2026

Official MotoGP Timing by  TISSOT

www.motogp.com

Barcelona, Friday, May 15, 2026

Free Practice Nr. 1

Moto2™

Lap	Lap Time	T1	T2	T3	T4	Speed	Lap	Lap Time	T1	T2	T3	T4	Speed
9	1'44.720	18.226	34.019	20.035	32.440	291.8							
10	2'00.803 P	18.234 *	37.147	21.214	44.208	287.2							
11	8'43.227 *	21.614	37.799	21.211	33.647 *	179.7							
12	1'47.692	18.709	35.017	20.315	33.651	288.7							
13	1'48.842 *	18.599	35.662	20.399	34.182 *	287.2							
14	1'57.993 P	18.755	35.181	20.648	43.409	286.4							
15	5'35.505 *	21.115	37.388 *	20.870	33.306	174.7							
16	1'46.612	18.617	34.943	20.323	32.729	289.5							
17	1'46.296	18.578	34.587	20.294	32.837	286.4							

27th 85		Xabi ZURUTUZA		KLINT Racing Team		SPA	
		Runs=2	Total laps=19	Full laps=16	Valid laps=10		
1	2'01.343	23.253	36.670	20.956	33.227	181.2	
2	1'46.107	18.662	34.372	20.393	32.680	288.7	
3	1'45.436 *	18.497	34.261	20.196	32.482	288.7	
4	1'45.417	18.377	34.085	20.556	32.399	290.3	
5	1'45.306	18.622	34.037	20.147	32.500	294.2	
6	1'45.255	18.361	34.080	20.196	32.618	291.1	
7	1'44.763 *	18.293	33.870	20.124	32.476 *	290.3	
8	1'47.762 *	18.739 *	36.233	20.184	32.606	292.6	
9	1'55.493 P	18.289	34.071	20.357 *	42.776	289.5	
10	8'31.438	20.252	35.399	20.577	32.799	150.4	
11	1'45.515	18.500	34.181	20.213	32.621	284.9	
12	1'45.153	18.260	34.173	20.130	32.590	287.2	
13	1'48.781 *	18.921 *	35.802	20.276	33.782	287.2	
14	1'44.936	18.309	34.096	20.057	32.474	292.6	
15	1'44.975	18.281	34.070	20.112	32.512	291.1	
16	1'46.003 *	18.136 *	34.869	20.327	32.671	289.5	
17	1'45.171	18.401	34.134	20.146	32.490	287.2	
18	1'47.022 *	18.816 *	35.441	20.118	32.647	288.0	
19	1'45.207	18.296	34.110	20.088	32.713	289.5	

Fastest Lap: Celestino VIETTI ITA Beta Tools SpeedRS Team **1'42.028** 17.816 33.134 19.500 31.578

These data/results cannot be reproduced, stored and/or transmitted in whole or in part by any manner of electronic, mechanical, photocopying, recording, broadcasting or otherwise now known or herein after developed without the previous express consent by the copyright owner, except for reproduction in daily press and regular printed publications on sale to the public within 60 days of the event related to those data/results and always provided that copyright symbol appears together as follows below.

© MotoGP Sports Entertainment Group, 2026

Official MotoGP Timing by  TISSOT

www.motogp.com

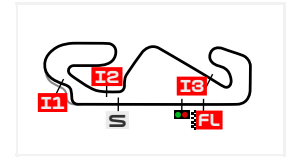
Barcelona, Friday, May 15, 2026

Page 6 of 6

BEST PARTIAL TIMES

MONSTER ENERGY GRAND PRIX OF CATALONIA

FREE PRACTICE NR. 1



Circuit de Barcelona-Catalunya#657 m.

IT Ideal Lap Time, sum of the best partial times

BT Best Lap Time

T1		T2		T3		T4				IT		BT	
Pos	Rider	Time	Rider	Time	Rider	Time	Rider	Time	Pos	Rider			
1	C.VIETTI	17.812	C.VIETTI	33.134	C.VIETTI	19.500	C.VIETTI	31.578	1	C.VIETTI	1'42.024	1'42.028	(1)
2	I.GUEVARA	17.820	S.AGIUS	33.204	S.AGIUS	19.532	S.AGIUS	31.594	2	S.AGIUS	1'42.254	1'42.453	(2)
3	M.GONZALEZ	17.833	A.ESCRIG	33.315	D.HOLGADO	19.585	B.BALTUS	31.699	3	A.ESCRIG	1'42.536	1'42.567	(3)
4	D.ÖNCÜ	17.887	B.BALTUS	33.346	A.ESCRIG	19.615	A.ESCRIG	31.713	4	I.GUEVARA	1'42.592	1'42.608	(4)
5	A.ESCRIG	17.893	A.LOPEZ	33.356	A.LOPEZ	19.623	A.LOPEZ	31.736	5	A.LOPEZ	1'42.640	1'42.717	(6)
6	F.SALAC	17.921	I.GUEVARA	33.367	I.GUEVARA	19.642	I.GUEVARA	31.763	6	M.GONZALEZ	1'42.670	1'42.706	(5)
7	S.AGIUS	17.924	M.GONZALEZ	33.386	M.GONZALEZ	19.647	M.GONZALEZ	31.804	7	D.HOLGADO	1'42.789	1'43.010	(8)
8	A.LOPEZ	17.925	D.HOLGADO	33.417	C.VEIJER	19.689	J.RUEDA	31.804	8	B.BALTUS	1'42.835	1'42.875	(7)
9	I.ORTOLA	17.933	I.ORTOLA	33.493	F.SALAC	19.691	A.CANET	31.808	9	A.CANET	1'43.000	1'43.132	(9)
10	A.CANET	17.944	U.ORRADRE	33.508	J.RUEDA	19.718	D.HOLGADO	31.843	10	C.VEIJER	1'43.045	1'43.168	(10)
11	D.HOLGADO	17.944	A.CANET	33.511	B.BALTUS	19.721	C.VEIJER	31.870	11	J.RUEDA	1'43.060	1'43.187	(11)
12	C.VEIJER	17.951	J.RUEDA	33.512	U.ORRADRE	19.724	U.ORRADRE	31.872	12	F.SALAC	1'43.086	1'43.187	(12)
13	T.ARBOLINO	17.955	D.ÖNCÜ	33.521	A.CANET	19.737	D.MUÑOZ	31.905	13	D.ÖNCÜ	1'43.122	1'43.254	(13)
14	A.FERRANDEZ	17.990	C.VEIJER	33.535	T.ARBOLINO	19.746	D.ÖNCÜ	31.922	14	U.ORRADRE	1'43.168	1'43.490	(15)
15	J.RUEDA	18.026	T.ARBOLINO	33.537	D.ALONSO	19.775	F.SALAC	31.925	15	T.ARBOLINO	1'43.194	1'43.534	(16)
16	D.ALONSO	18.027	F.SALAC	33.549	D.ÖNCÜ	19.792	T.ARBOLINO	31.956	16	I.ORTOLA	1'43.229	1'43.349	(14)
17	U.ORRADRE	18.064	D.ALONSO	33.595	I.ORTOLA	19.795	Z.VD GOORBER	32.002	17	D.ALONSO	1'43.416	1'43.551	(17)
18	B.BALTUS	18.069	Z.VD GOORBER	33.614	L.LUNETTA	19.796	I.ORTOLA	32.008	18	D.MUÑOZ	1'43.478	1'43.646	(18)
19	A.SASAKI	18.081	D.MUÑOZ	33.661	D.MUÑOZ	19.821	D.ALONSO	32.019	19	Z.VD GOORBERGH	1'43.563	1'43.710	(19)
20	D.MUÑOZ	18.091	J.ROBERTS	33.670	Z.VD GOORBER	19.821	A.FERRANDEZ	32.022	20	A.FERRANDEZ	1'43.580	1'43.802	(21)
21	J.ROBERTS	18.117	A.FERRANDEZ	33.686	A.SASAKI	19.850	S.GARCIA	32.091	21	J.ROBERTS	1'43.763	1'43.786	(20)
22	Z.VD GOORBER	18.126	S.GARCIA	33.723	S.GARCIA	19.860	J.ROBERTS	32.106	22	S.GARCIA	1'43.819	1'43.827	(22)
23	A.HUERTAS	18.133	L.LUNETTA	33.740	J.ROBERTS	19.870	L.LUNETTA	32.119	23	L.LUNETTA	1'43.826	1'43.973	(23)
24	T.FURUSATO	18.143	A.SASAKI	33.851	A.FERRANDEZ	19.882	A.HUERTAS	32.143	24	A.SASAKI	1'43.944	1'44.101	(24)
25	S.GARCIA	18.145	X.ZURUTUZA	33.870	A.HUERTAS	19.951	A.SASAKI	32.162	25	A.HUERTAS	1'44.179	1'44.417	(25)

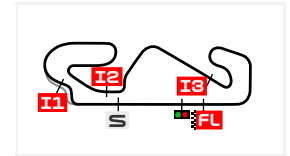
These data/results cannot be reproduced, stored and/or transmitted in whole or in part by any manner of electronic, mechanical, photocopying, recording, broadcasting or otherwise now known or herein after developed without the previous express consent by the copyright owner, except for reproduction in daily press and regular printed publications on sale to the public within 60 days of the event related to those data/results and always provided that copyright symbol appears together as follows below.

© MotoGP Sports Entertainment Group, 2026

BEST PARTIAL TIMES

MONSTER ENERGY GRAND PRIX OF CATALONIA

FREE PRACTICE NR. 1



Circuit de Barcelona-Catalunya 4.657 m.

IT Ideal Lap Time, sum of the best partial times

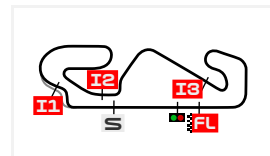
BT Best Lap Time

Pos	T1		T2		T3		T4		Pos	Rider	IT	BT	
	Rider	Time	Rider	Time	Rider	Time	Rider	Time					
26	L.LUNETTA	18.171	A.HUERTAS	33.952	T.FURUSATO	19.961	T.FURUSATO	32.346	26	T.FURUSATO	1'44.421	1'44.421	(26)
27	X.ZURUTUZA	18.260	T.FURUSATO	33.971	X.ZURUTUZA	20.057	X.ZURUTUZA	32.399	27	X.ZURUTUZA	1'44.586	1'44.936	(27)

These data/results cannot be reproduced, stored and/or transmitted in whole or in part by any manner of electronic, mechanical, photocopying, recording, broadcasting or otherwise now known or herein after developed without the previous express consent by the copyright owner, except for reproduction in daily press and regular printed publications on sale to the public within 60 days of the event related to those data/results and always provided that copyright symbol appears together as follows below.

© MotoGP Sports Entertainment Group, 2026

FASTEST LAPS SEQUENCE


MONSTER ENERGY GRAND PRIX OF CATALONIA
FREE PRACTICE NR. 1

Circuit de Barcelona-Catalunya 4657 m.

Practice Time	#	Rider	Nation	Motorcycle	Time	Km/h	Rider's Lap
3'43.094	72	Taiyo FURUSATO	JPN	KALEX	1'45.849	158.3	2
3'51.472	21	Alonso LOPEZ	SPA	KALEX	1'44.208	160.8	2
3'55.764	12	Filip SALAC	CZE	KALEX	1'43.971	161.2	2
4'31.674	7	Barry BALTUS	BEL	KALEX	1'43.361	162.2	2
5'34.647	21	Alonso LOPEZ	SPA	KALEX	1'43.175	162.4	3
6'14.762	7	Barry BALTUS	BEL	KALEX	1'43.088	162.6	3
7'46.688	18	Manuel GONZALEZ	SPA	KALEX	1'43.003	162.7	4
7'57.637	7	Barry BALTUS	BEL	KALEX	1'42.875	162.9	4
9'29.394	18	Manuel GONZALEZ	SPA	KALEX	1'42.706	163.2	5
13'10.805	28	Izan GUEVARA	SPA	BOSCOSCURO	1'42.608	163.3	7
27'58.972	81	Senna AGIUS	AUS	KALEX	1'42.453	163.6	12
36'55.718	13	Celestino VIETTI	ITA	BOSCOSCURO	1'42.028	164.3	17

These data/results cannot be reproduced, stored and/or transmitted in whole or in part by any manner of electronic, mechanical, photocopying, recording, broadcasting or otherwise now known or herein after developed without the previous express consent by the copyright owner, except for reproduction in daily press and regular printed publications on sale to the public within 60 days of the event related to those data/results and always provided that copyright symbol appears together as follows below.

© MotoGP Sports Entertainment Group, 2026

Official MotoGP Timing by  TISSOT
www.motogp.com

Barcelona, Friday, May 15, 2026