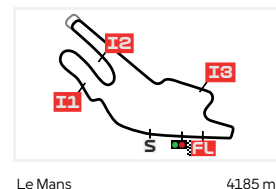


QUALIFYING RESULTS

MICHELIN GRAND PRIX OF FRANCE



#	Rider	Nation	Team	Motorcycle	Time	Lap Total	Gap	T. Speed
1	63 Francesco BAGNAIA	ITA	Ducati Lenovo Team	DUCATI Q2	1'29.634	7 8		320.6
2	93 Marc MARQUEZ	SPA	Ducati Lenovo Team	DUCATI Q2	1'29.646	6 9	0.012 0.012	317.5
3	72 Marco BEZZECCHI	ITA	Aprilia Racing	APRILIA Q2	1'29.657	8 9	0.023 0.011	324.8
4	49 Fabio DI GIANNANTONIO	ITA	Pertamina Enduro VR46 Racing Tea	DUCATI Q2	1'29.699	6 9	0.065 0.042	318.5
5	37 Pedro ACOSTA	SPA	Red Bull KTM Factory Racing	KTM Q2	1'29.817	7 8	0.183 0.118	320.6
6	20 Fabio QUARTARARO	FRA	Monster Energy Yamaha MotoGP Te	YAMAHA Q2	1'29.831	6 9	0.197 0.014	311.6
7	36 Joan MIR	SPA	Honda HRC Castrol	HONDA Q2	1'29.837	8 9	0.203 0.006	316.5
8	89 Jorge MARTIN	SPA	Aprilia Racing	APRILIA Q2	1'29.847	6 9	0.213 0.010	322.7
9	79 Ai OGURA	JPN	Trackhouse MotoGP Team	APRILIA Q2	1'29.888	8 9	0.254 0.041	320.6
10	73 Alex MARQUEZ	SPA	BK8 Gresini Racing MotoGP	DUCATI Q2	1'29.931	7 8	0.297 0.043	318.5
11	5 Johann ZARCO	FRA	Castrol Honda LCR	HONDA Q2	1'30.371	9 9	0.737 0.440	316.5
12	42 Alex RINS	SPA	Monster Energy Yamaha MotoGP Te	YAMAHA Q2	1'30.616	6 9	0.982 0.245	319.6
13	25 Raul FERNANDEZ	SPA	Trackhouse MotoGP Team	APRILIA Q1	1'29.885	7 8 (*)	0.597	320.6
14	23 Enea BASTIANINI	ITA	Red Bull KTM Tech3	KTM Q1	1'30.360	6 6 (*)	1.072 0.475	319.6
15	10 Luca MARINI	ITA	Honda HRC Castrol	HONDA Q1	1'30.396	7 7 (*)	1.108 0.036	315.5
16	21 Franco MORBIDELLI	ITA	Pertamina Enduro VR46 Racing Tea	DUCATI Q1	1'30.413	7 8 (*)	1.125 0.017	314.5
17	7 Toprak RAZGATLIOGLU	TUR	Prima Pramac Yamaha MotoGP	YAMAHA Q1	1'30.419	6 8 (*)	1.131 0.006	312.6
18	11 Diogo MOREIRA	BRA	Pro Honda LCR	HONDA Q1	1'30.428	7 8 (*)	1.140 0.009	318.5
19	43 Jack MILLER	AUS	Prima Pramac Yamaha MotoGP	YAMAHA Q1	1'30.439	6 8 (*)	1.151 0.011	315.5
20	54 Fermin ALDEGUER	SPA	BK8 Gresini Racing MotoGP	DUCATI Q1	1'30.769	6 8 (*)	1.481 0.330	314.5
21	33 Brad BINDER	RSA	Red Bull KTM Factory Racing	KTM Q1	1'30.825	3 8 (*)	1.537 0.056	315.5
22	94 Jonas FOLGER	GER	Red Bull KTM Tech3	KTM Q1	1'31.826	6 8 (*)	2.538 1.001	314.5

* Gap with the fastest rider in the Q1 session.

Pole Position:		Francesco BAGNAIA	1'29.634	168.0 Km/h
Q1 Best Lap:	Lap 6	Marc MARQUEZ	(*) 1'29.288	168.7 Km/h
Best Race Lap:	2024	Enea BASTIANINI	1'31.107	165.3 Km/h
All-Time Lap Record:	2026	Marc MARQUEZ	1'29.288	168.7 Km/h

The results are provisional until the end of the limit for protest and appeals.

Time limit for protest expires 60' after publication of the results - Jean-Marc DELETANG Time: **11:43**

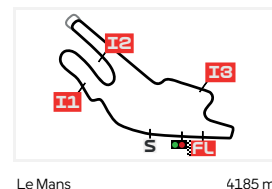
These data/results cannot be reproduced, stored and/or transmitted in whole or in part by any manner of electronic, mechanical, photocopying, recording, broadcasting or otherwise now known or herein after developed without the previous express consent by the copyright owner, except for reproduction in daily press and regular printed publications on sale to the public within 60 days of the event related to those data/results and always provided that copyright symbol appears together as follows below.

© MotoGP Sports Entertainment Group, 2026

Official MotoGP Timing by

www.motogp.com

Le Mans, Saturday, May 9, 2026



CLASSIFICATION

MICHELIN GRAND PRIX OF FRANCE

QUALIFYING NR. 2

#	Rider	Nation	Team	Motorcycle	Time	Lap Total	Gap	T. Speed
1	63 Francesco BAGNAIA	ITA	Ducati Lenovo Team	DUCATI	1'29.634	7 8		320.6
2	93 Marc MARQUEZ	SPA	Ducati Lenovo Team	DUCATI	1'29.646	6 9	0.012 0.012	317.5
3	72 Marco BEZZECCHI	ITA	Aprilia Racing	APRILIA	1'29.657	8 9	0.023 0.011	324.8
4	49 Fabio DI GIANNANTONIO	ITA	Pertamina Enduro VR46 Racing Team	DUCATI	1'29.699	6 9	0.065 0.042	318.5
5	37 Pedro ACOSTA	SPA	Red Bull KTM Factory Racing	KTM	1'29.817	7 8	0.183 0.118	320.6
6	20 Fabio QUARTARARO	FRA	Monster Energy Yamaha MotoGP Team	YAMAHA	1'29.831	6 9	0.197 0.014	311.6
7	36 Joan MIR	SPA	Honda HRC Castrol	HONDA	1'29.837	8 9	0.203 0.006	316.5
8	89 Jorge MARTIN	SPA	Aprilia Racing	APRILIA	1'29.847	6 9	0.213 0.010	322.7
9	79 Ai OGURA	JPN	Trackhouse MotoGP Team	APRILIA	1'29.888	8 9	0.254 0.041	320.6
10	73 Alex MARQUEZ	SPA	BK8 Gresini Racing MotoGP	DUCATI	1'29.931	7 8	0.297 0.043	318.5
11	5 Johann ZARCO	FRA	Castrol Honda LCR	HONDA	1'30.371	9 9	0.737 0.440	316.5
12	42 Alex RINS	SPA	Monster Energy Yamaha MotoGP Team	YAMAHA	1'30.616	6 9	0.982 0.245	319.6

Practice condition: **Dry**

Air: 20°

Humidity: 52%

Ground: 22°

Fastest Lap:	Lap: 7	Francesco BAGNAIA	1'29.634	168 Km/h
Best Race Lap:	2024	Enea BASTIANINI	1'31.107	165.3 Km/h
All-Time Lap Record:	2026	Marc MARQUEZ	1'29.288	168.7 Km/h

The results are provisional until the end of the limit for protest and appeals.

Time limit for protest expires 60' after publication of the results - Time: **11:43**

These data/results cannot be reproduced, stored and/or transmitted in whole or in part by any manner of electronic, mechanical, photocopying, recording, broadcasting or otherwise now known or herein after developed without the previous express consent by the copyright owner, except for reproduction in daily press and regular printed publications on sale to the public within 60 days of the event related to those data/results and always provided that copyright symbol appears together as follows below.

© MotoGP Sports Entertainment Group, 2026

Official MotoGP Timing by

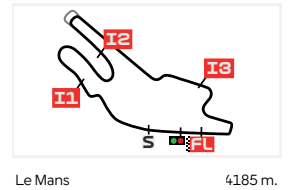
www.motogp.com

Le Mans, Saturday, May 9, 2026

TOP SPEED & AVERAGE

MICHELIN GRAND PRIX OF FRANCE

QUALIFYING NR. 2



#	Rider	Nation	Motorcycle	Top 5 speeds					Average	Top
72	Marco BEZZECCHI	ITA	APRILIA	324.8	321.6	321.6	321.6	319.6	321.2	324.8
89	Jorge MARTIN	SPA	APRILIA	322.7	321.6	320.6	319.6	317.5	320.4	322.7
37	Pedro ACOSTA	SPA	KTM	320.6	319.6	319.6	318.5	317.5	318.9	320.6
63	Francesco BAGNAIA	ITA	DUCATI	320.6	318.5	317.5	317.5	316.5	317.9	320.6
79	Ai OGURA	JPN	APRILIA	320.6	319.6	318.5	317.5	314.5	318.1	320.6
42	Alex RINS	SPA	YAMAHA	319.6	317.5	316.5	315.5	314.5	316.7	319.6
49	Fabio DI GIANNANTONIO	ITA	DUCATI	318.5	317.5	316.5	315.5	315.5	316.5	318.5
73	Alex MARQUEZ	SPA	DUCATI	318.5	318.5	318.5	316.5	314.5	316.8	318.5
93	Marc MARQUEZ	SPA	DUCATI	317.5	316.5	315.5	314.5	311.6	315.1	317.5
5	Johann ZARCO	FRA	HONDA	316.5	314.5	314.5	314.5	313.5	314.7	316.5
36	Joan MIR	SPA	HONDA	316.5	314.5	314.5	312.6	312.6	314.1	316.5
20	Fabio QUARTARARO	FRA	YAMAHA	311.6	311.6	310.6	310.6	307.7	310.4	311.6

These data/results cannot be reproduced, stored and/or transmitted in whole or in part by any manner of electronic, mechanical, photocopying, recording, broadcasting or otherwise now known or herein after developed without the previous express consent by the copyright owner, except for reproduction in daily press and regular printed publications on sale to the public within 60 days of the event related to those data/results and always provided that copyright symbol appears together as follows below.

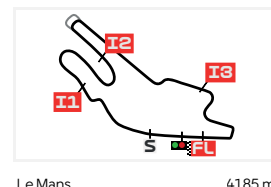
© MotoGP Sports Entertainment Group, 2026

Official MotoGP Timing by www.motogp.com

Le Mans, Saturday, May 9, 2026

CHRONOLOGICAL ANALYSIS OF PERFORMANCES

MICHELIN GRAND PRIX OF FRANCE QUALIFYING NR. 2



Le Mans 4185 m.

* Lap / Sector time cancelled
P Crossing the finish line in pit lane
** Tyre data subject to further updates

T1 Time from finish line to 1st intermediate
T2 Time from 1st intermed. to 2nd intermed.

T3 Time from 2nd intermed. to 3rd intermed.
T4 Time from 3rd intermediate to finish line

Lap	Lap Time	T1	T2	T3	T4	Speed
1st	63	Francesco BAGNAIA		DUCATI	ITA	
Ducati Lenovo Team						
Runs=2		Total laps=8		Full laps=5	Valid laps=2	
Run #	1	Front Tyre	Slick-Soft	Rear Tyre	Slick-Soft	
		New Tyre		New Tyre		
1	1'45.824	19.373	24.080	29.853	21.911	
2	1'35.522 *	18.715	22.784	32.232 *	21.791	316.5
3	1'34.366 P	18.606	22.653	31.470 *	21.637	317.5
Run #	2	Front Tyre	Slick-Soft	Rear Tyre	Slick-Soft	
		3 Laps at start		New Tyre		
4	5'05.627	19.306	24.074	28.835	20.573	
5	1'29.890	18.627	22.659	28.220	20.384	316.5
6	1'33.795 *	19.532 *	24.663	29.009	20.591	317.5
7	1'29.634	18.504	22.554	28.320	20.256	318.5
8	1'56.560 *	23.408	26.916	39.311 *	26.925	320.6

Lap	Lap Time	T1	T2	T3	T4	Speed
2nd	93	Marc MARQUEZ		DUCATI	SPA	
Ducati Lenovo Team						
Runs=2		Total laps=9		Full laps=6	Valid laps=3	
Run #	1	Front Tyre	Slick-Soft	Rear Tyre	Slick-Soft	
		7 Laps at start		3 Laps at start		
1	1'39.243	21.896	24.068	29.587	21.114	
2	1'30.760	18.727	22.666	28.558	20.809	314.5
3	1'30.234	18.661	22.621	28.512	20.440	316.5
4	1'37.326 P	19.784 *	25.998	31.346	20.198	315.5
Run #	2	Front Tyre	Slick-Soft	Rear Tyre	Slick-Soft	
		New Tyre		New Tyre		
5	3'45.036	18.242	23.740	29.329	20.411	
6	1'29.646	18.502	22.478	28.329	20.337	317.5
7	1'40.827 *	21.860 *	26.143	29.610	23.214	260.3
8	1'46.662 *	20.219 *	26.299	31.869	28.275	311.6
9	1'54.891 *	29.581 *	27.839	34.167	23.304	169.0

Lap	Lap Time	T1	T2	T3	T4	Speed
3rd	72	Marco BEZZECCHI		APRILIA	ITA	
Aprilia Racing						
Runs=2		Total laps=9		Full laps=6	Valid laps=4	
Run #	1	Front Tyre	Slick-Soft	Rear Tyre	Slick-Soft	
		New Tyre		New Tyre		
1	1'46.631	21.094	24.250	30.057	22.418	
2	1'30.863	18.745	22.778	28.509	20.831	321.6
3	1'29.825	18.667	22.533	28.129	20.496	321.6
4	1'40.303 P	22.292 *	26.384	29.721	21.906	324.8

Run #	2	Front Tyre	Slick-Soft	Rear Tyre	Slick-Soft	
		4 Laps at start		New Tyre		
5	3'28.692	19.338	23.161	28.878	20.904	
6	1'30.325	18.708	22.527	28.423	20.667	319.6
7	1'34.307 *	20.507 *	24.195	29.097	20.508	319.6
8	1'29.657	18.709	22.479	28.180	20.289	319.6
9	2'01.301 *	26.270	26.215	43.602 *	25.214	321.6

Lap	Lap Time	T1	T2	T3	T4	Speed
4th	49	Fabio DI GIANNANTONIO		DUCATI	ITA	
Pertamina Enduro VR46 Racing Team						
Runs=2		Total laps=9		Full laps=6	Valid laps=5	
Run #	1	Front Tyre	Slick-Soft	Rear Tyre	Slick-Soft	
		New Tyre		New Tyre		
1	1'42.471	22.222	23.862	32.516	20.869	
2	1'29.876	18.715	22.528	28.318	20.315	318.5
3	1'30.221	18.732	22.540	28.423	20.526	315.5
4	1'43.900 P	29.055 *	24.200	29.730	20.915	167.8
Run #	2	Front Tyre	Slick-Soft	Rear Tyre	Slick-Soft	
		New Tyre		New Tyre		
5	3'39.408	19.134	23.428	29.011	20.727	
6	1'29.699	18.604	22.428	28.293	20.374	316.5
7	1'35.973 *	19.977 *	24.435	29.659	21.902	317.5
8	1'34.313	18.703	25.056	29.681	20.873	315.5
9	1'29.829	18.576	22.456	28.342	20.455	315.5

Lap	Lap Time	T1	T2	T3	T4	Speed
5th	37	Pedro ACOSTA		KTM	SPA	
Red Bull KTM Factory Racing						
Runs=2		Total laps=8		Full laps=5	Valid laps=3	
Run #	1	Front Tyre	Slick-Soft	Rear Tyre	Slick-Soft	
		New Tyre		New Tyre		
1	1'43.038	22.984	23.850	32.658	21.017	
2	1'30.358	18.828	22.600	28.457	20.473	318.5
3	1'38.737 P	21.522	25.229	32.596 *	19.390	317.5
Run #	2	Front Tyre	Slick-Soft	Rear Tyre	Slick-Soft	
		New Tyre		New Tyre		
4	5'04.365	20.538	24.107	28.918	20.761	
5	1'30.285	18.645	22.574	28.430	20.636	319.6
6	1'34.544 *	19.954 *	24.013	30.039	20.538	320.6
7	1'29.817	18.638	22.510	28.292	20.377	317.5
8	2'01.404 *	23.768 *	39.854	34.547 *	23.235	319.6

Fastest Lap:	Francesco BAGNAIA	ITA	Ducati Lenovo Team	1'29.634	18.504	22.554	28.320	20.256
---------------------	-------------------	-----	--------------------	-----------------	--------	--------	--------	--------

These data/results cannot be reproduced, stored and/or transmitted in whole or in part by any manner of electronic, mechanical, photocopying, recording, broadcasting or otherwise now known or herein after developed without the previous express consent by the copyright owner, except for reproduction in daily press and regular printed publications on sale to the public within 60 days of the event related to those data/results and always provided that copyright symbol appears together as follows below.

© MotoGP Sports Entertainment Group, 2026

Official MotoGP Timing by

www.motogp.com

Le Mans, Saturday, May 9, 2026

Qualifying Nr. 2

MotoGP™

Lap	Lap Time	T1	T2	T3	T4	Speed
6th	20	Fabio QUARTARARO YAMAHA FRA Monster Energy Yamaha MotoGP Team				
Runs=2		Total laps=9		Full laps=6		Valid laps=4
Run #	1	Front Tyre	Slick-Soft	Rear Tyre	Slick-Soft	
		New Tyre		4 Laps at start		
1	2'12.813	20.493	24.245	29.409	21.391	
2	1'33.292 *	19.495	23.372	29.498 *	20.927	307.7
3	1'30.302	18.942	22.605	28.332	20.423	310.6
4	1'32.061 P	19.625 *	24.689	29.018 *	18.729	299.4
Run #	2	Front Tyre	Slick-Soft	Rear Tyre	Slick-Soft	
		4 Laps at start		New Tyre		
5	3'29.855	19.096	23.157	28.916	20.828	
6	1'29.831	18.728	22.560	28.267	20.276	311.6
7	1'35.600 *	21.236 *	24.013	29.426	20.925	244.4
8	1'35.330	18.758	22.568	31.034	22.970	311.6
9	1'30.070	18.778	22.493	28.426	20.373	310.6

7th	36	Joan MIR HONDA SPA Honda HRC Castrol				
Runs=2		Total laps=9		Full laps=6		Valid laps=4
Run #	1	Front Tyre	Slick-Soft	Rear Tyre	Slick-Soft	
		New Tyre		New Tyre		
1	1'55.461	21.396	23.879	29.205	20.829	
2	1'30.431	18.897	22.582	28.453	20.499	311.6
3	1'30.062	18.802	22.524	28.390	20.346	314.5
4	1'38.874 P	22.240	24.739	30.471	21.424	314.5
Run #	2	Front Tyre	Slick-Soft	Rear Tyre	Slick-Soft	
		New Tyre		New Tyre		
5	3'48.241	20.760	23.672	29.198	20.757	
6	1'30.392	18.812	22.688	28.514	20.378	316.5
7	1'33.119 *	19.970 *	23.648	28.866	20.635	312.6
8	1'29.837	18.764	22.487	28.218	20.368	312.6
9	1'50.580 *	25.609	27.015	35.802 *	22.154	308.7

8th	89	Jorge MARTIN APRILIA SPA Aprilia Racing				
Runs=2		Total laps=9		Full laps=6		Valid laps=3
Run #	1	Front Tyre	Slick-Soft	Rear Tyre	Slick-Soft	
		New Tyre		New Tyre		
1	1'43.873	21.148	23.702	32.307	21.474	
2	1'30.717 *	18.717	22.730	28.568 *	20.702	322.7
3	1'29.883	18.548	22.586	28.331	20.418	321.6
4	1'43.383 P	27.964	24.366	29.174	21.879	320.6
Run #	2	Front Tyre	Slick-Soft	Rear Tyre	Slick-Soft	
		4 Laps at start		New Tyre		
5	3'20.356	18.073	23.527	29.194	21.469	
6	1'29.847	18.480	22.613	28.342	20.412	319.6
7	1'33.164 *	19.958 *	23.178	29.073	20.955	313.5
8	1'29.955	18.525	22.656	28.383	20.391	317.5
9	2'12.359 *	28.854 *	33.685	44.253 *	25.567	100.5

9th	79	Ai OGURA APRILIA JPN Trackhouse MotoGP Team				
Runs=2		Total laps=9		Full laps=6		Valid laps=5
Run #	1	Front Tyre	Slick-Soft	Rear Tyre	Slick-Soft	
		New Tyre		New Tyre		

Lap	Lap Time	T1	T2	T3	T4	Speed
1	1'46.929	20.324	24.220	29.817	22.552	
2	1'31.114 *	18.902	22.872	28.651 *	20.689	320.6
3	1'30.199	18.650	22.741	28.322	20.486	319.6
4	1'35.866 P	22.880	24.151	28.976	19.859	305.8
Run #	2	Front Tyre	Slick-Soft	Rear Tyre	Slick-Soft	
		4 Laps at start		New Tyre		
5	3'13.078	19.451	23.874	29.083	20.831	
6	1'30.254	18.625	22.687	28.312	20.630	314.5
7	1'30.768	18.626	22.852	28.666	20.624	317.5
8	1'29.888	18.474	22.647	28.293	20.474	318.5
9	1'38.171	22.436	24.185	29.686	21.864	291.5

10th	73	Alex MARQUEZ DUCATI SPA BK8 Gresini Racing MotoGP				
Runs=2		Total laps=8		Full laps=5		Valid laps=4
Run #	1	Front Tyre	Slick-Soft	Rear Tyre	Slick-Soft	
		New Tyre		New Tyre		
1	1'38.676	20.960	24.235	29.313	21.025	
2	1'30.826	18.870	22.721	28.656	20.579	314.5
3	1'32.388 P	18.582	22.627	28.292	22.887	316.5
Run #	2	Front Tyre	Slick-Soft	Rear Tyre	Slick-Soft	
		3 Laps at start		New Tyre		
4	5'04.756	19.343	23.914	29.576	21.014	
5	1'30.368	18.763	22.608	28.435	20.562	318.5
6	1'55.016	37.428	26.210	30.016	21.362	318.5
7	1'29.931	18.588	22.562	28.350	20.431	318.5
8	1'35.733 *	21.640 *	24.406	29.024	20.663	314.5

11th	5	Johann ZARCO HONDA FRA Castrol Honda LCR				
Runs=2		Total laps=9		Full laps=6		Valid laps=6
Run #	1	Front Tyre	Slick-Soft	Rear Tyre	Slick-Soft	
		New Tyre		New Tyre		
1	1'47.799	20.155	24.072	29.572	21.601	
2	1'31.924	18.975	22.782	29.354	20.813	316.5
3	1'31.075	18.930	22.636	28.599	20.910	314.5
4	1'31.088	18.964	22.681	28.659	20.784	313.5
5	1'38.280 P	22.670 *	25.514	29.643	20.453	304.9
Run #	2	Front Tyre	Slick-Soft	Rear Tyre	Slick-Soft	
		5 Laps at start		New Tyre		
6	3'00.951	19.291	23.326	29.747	20.934	
7	1'30.642	18.847	22.647	28.540	20.608	312.6
8	1'30.605	18.793	22.600	28.483	20.729	314.5
9	1'30.371	18.770	22.543	28.501	20.557	314.5

12th	42	Alex RINS YAMAHA SPA Monster Energy Yamaha MotoGP Team				
Runs=2		Total laps=9		Full laps=6		Valid laps=5
Run #	1	Front Tyre	Slick-Soft	Rear Tyre	Slick-Soft	
		New Tyre		New Tyre		
1	1'39.519	22.454	24.284	29.616	21.124	
2	1'35.752 *	19.001	22.789	32.507 *	21.455	316.5
3	1'30.746	18.739	22.763	28.566	20.678	314.5
4	1'39.124 P	22.457 *	26.354	29.897	20.416	309.6

Fastest Lap:	Francesco BAGNAIA	ITA	Ducati Lenovo Team	1'29.634	18.504	22.554	28.320	20.256
---------------------	-------------------	-----	--------------------	-----------------	--------	--------	--------	--------

These data/results cannot be reproduced, stored and/or transmitted in whole or in part by any manner of electronic, mechanical, photocopying, recording, broadcasting or otherwise now known or herein after developed without the previous express consent by the copyright owner, except for reproduction in daily press and regular printed publications on sale to the public within 60 days of the event related to those data/results and always provided that copyright symbol appears together as follows below.

© MotoGP Sports Entertainment Group, 2026

Official MotoGP Timing by TISSOT

www.motogp.com

Le Mans, Saturday, May 9, 2026

Page 2 of 3



Qualifying Nr. 2

MotoGP™

Lap	Lap Time	T1	T2	T3	T4	Speed	Lap	Lap Time	T1	T2	T3	T4	Speed
Run #	2	Front Tyre	Slick-Soft	Rear Tyre	Slick-Soft								
		4 Laps at start				New Tyre							
5	3'21.948	19.479	23.914	29.530	21.257								
6	1'30.616	18.767	22.671	28.580	20.598	317.5							
7	1'34.964	21.363	23.548	29.307	20.746	319.6							
8	1'39.204	18.826	22.697	36.773	20.908	313.5							
9	1'31.044	18.882	22.722	28.731	20.709	315.5							

Fastest Lap:	Francesco BAGNAIA	ITA	Ducati Lenovo Team	1'29.634	18.504	22.554	28.320	20.256
---------------------	-------------------	-----	--------------------	-----------------	--------	--------	--------	--------

These data/results cannot be reproduced, stored and/or transmitted in whole or in part by any manner of electronic, mechanical, photocopying, recording, broadcasting or otherwise now known or herein after developed without the previous express consent by the copyright owner, except for reproduction in daily press and regular printed publications on sale to the public within 60 days of the event related to those data/results and always provided that copyright symbol appears together as follows below.

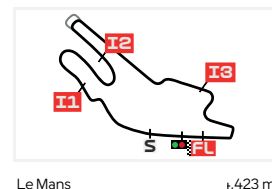
© MotoGP Sports Entertainment Group, 2026

Official MotoGP Timing by  TISSOT

www.motogp.com

Le Mans, Saturday, May 9, 2026

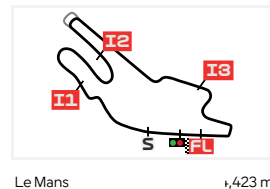
PROVISIONAL STARTING GRID
MICHELIN GRAND PRIX OF FRANCE
 RACE : 27 LAPS = 112.995 KM



1	1 1'29.634 63 Francesco BAGNAIA Ducati	2	2 1'29.646 93 Marc MARQUEZ Ducati	3	3 1'29.657 72 Marco BEZZECCHI Aprilia
2	4 1'29.699 49 Fabio DI GIANNANTONIO Ducati	3	5 1'29.817 37 Pedro ACOSTA KTM	4	6 1'29.831 20 Fabio QUARTARARO Yamaha
3	7 1'29.837 36 Joan MIR Honda	4	8 1'29.847 89 Jorge MARTIN Aprilia	5	9 1'29.888 79 Ai OGURA Aprilia
4	10 1'29.931 73 Alex MARQUEZ Ducati	5	11 1'30.371 5 Johann ZARCO Honda	6	12 1'30.616 42 Alex RINS Yamaha
5	13 1'29.885 25 Raul FERNANDEZ Aprilia	6	14 1'30.360 23 Enea BASTIANINI KTM	7	15 1'30.396 10 Luca MARINI Honda
6	16 1'30.413 21 Franco MORBIDELLI Ducati	7	17 1'30.419 7 Toprak RAZGATLIOGLU Yamaha	8	18 1'30.428 11 Diogo MOREIRA Honda
7	19 1'30.439 43 Jack MILLER Yamaha	8	20 1'30.769 54 Fermin ALDEGUER Ducati	9	21 1'30.825 33 Brad BINDER KTM

The results are provisional until the end of the limit for protest and appeals.
 Time limit for protest expires 60' after publication of the results - **Jean-Marc DELETANG** Time: **11:43**
 These data/results cannot be reproduced, stored and/or transmitted in whole or in part by any manner of electronic, mechanical, photocopying, recording, broadcasting or otherwise now known or herein after developed without the previous express consent by the copyright owner, except for reproduction in daily press and regular printed publications on sale to the public within 60 days of the event related to those data/results and always provided that copyright symbol appears together as follows below.

PROVISIONAL STARTING GRID
MICHELIN GRAND PRIX OF FRANCE
RACE : 27 LAPS = 112.995 KM



8

22
1'31.826
94 Jonas FOLGER
KTM

The results are provisional until the end of the limit for protest and appeals.

Time limit for protest expires 60' after publication of the results - **Jean-Marc DELETANG** Time: **11:43**

These data/results cannot be reproduced, stored and/or transmitted in whole or in part by any manner of electronic, mechanical, photocopying, recording, broadcasting or otherwise now known or herein after developed without the previous express consent by the copyright owner, except for reproduction in daily press and regular printed publications on sale to the public within 60 days of the event related to those data/results and always provided that copyright symbol appears together as follows below.

© MotoGP Sports Entertainment Group, 2026

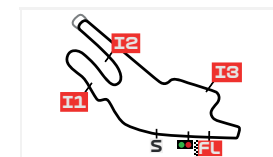
Official MotoGP Timing by  TISSOT

www.motogp.com

Le Mans, Saturday, May 9, 2026

BMW M AWARD - BEST QUALIFIER MOTOGP 2025

MICHELIN GRAND PRIX OF FRANCE



Le Mans

4185 m.

Rider	Nation	Points	THA	BRA	USA	SPA	FRA	CAT	ITA	HUN	CZE	NED	GER	GBR	ARA	RSM	AUT	JPN	INA	AUS	MAL	QAT	POR	VAL
1 BEZZECCHI Marco	ITA	94	25	20	20	13	16																	
2 DI GIANNANTONIO Fabio	ITA	92	13	25	25	16	13																	
3 MARQUEZ Marc	SPA	91	20	16	10	25	20																	
4 ACOSTA Pedro	SPA	54	10	7	16	10	11																	
5 BAGNAIA Francesco	ITA	52	3	5	13	6	25																	
6 MARTIN Jorge	SPA	48	11	11	9	9	8																	
7 MARQUEZ Alex	SPA	42	9	8	8	11	6																	
8 ZARCO Johann	FRA	36	4	6	1	20	5																	
9 OGURA Ai	JPN	35	8	10	5	5	7																	
10 MIR Joan	SPA	31	6	3	11	2	9																	
11 FERNANDEZ Raul	SPA	29	16	-	3	7	3																	
12 QUARTARARO Fabio	FRA	23	-	13	-	-	10																	
13 ALDEGUER Fermin	SPA	19	-	9	6	4	-																	
14 BASTIANINI Enea	ITA	14	-	-	4	8	2																	
15 MARINI Luca	ITA	11	2	-	7	1	1																	
16 MORBIDELLI Franco	ITA	8	7	1	-	-	-																	
17 BINDER Brad	RSA	8	5	-	-	3	-																	
18 MOREIRA Digo	BRA	5	1	2	2	-	-																	
19 RAZGATLIOGLU Toprak	TUR	4	-	4	-	-	-																	
20 RINS Alex	SPA	4	-	-	-	-	4																	

These data/results cannot be reproduced, stored and/or transmitted in whole or in part by any manner of electronic, mechanical, photocopying, recording, broadcasting or otherwise now known or herein after developed without the previous express consent by the copyright owner, except for reproduction in daily press and regular printed publications on sale to the public within 60 days of the event related to those data/results and always provided that copyright symbol appears together as follows below.

© MotoGP Sports Entertainment Group, 2026

Official MotoGP Timing by

www.motogp.com

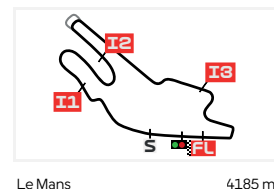
Le Mans, Saturday, May 9, 2026



EVENT BEST MAXIMUM SPEED

MICHELIN GRAND PRIX OF FRANCE

QUALIFYING NR. 2



#	Rider	Nation	Team	Motorcycle	Km/h	
72	Marco BEZZECCHI	ITA	Aprilia Racing	APRILIA	324.8	Qualifying Nr. 2
89	Jorge MARTIN	SPA	Aprilia Racing	APRILIA	322.7	Qualifying Nr. 2
63	Francesco BAGNAIA	ITA	Ducati Lenovo Team	DUCATI	322.7	Practice
23	Enea BASTIANINI	ITA	Red Bull KTM Tech3	KTM	322.7	Practice
93	Marc MARQUEZ	SPA	Ducati Lenovo Team	DUCATI	321.6	Practice
79	Ai OGURA	JPN	Trackhouse MotoGP Team	APRILIA	320.6	Qualifying Nr. 2
11	Diogo MOREIRA	BRA	Pro Honda LCR	HONDA	320.6	Practice
25	Raul FERNANDEZ	SPA	Trackhouse MotoGP Team	APRILIA	320.6	Qualifying Nr. 1
36	Joan MIR	SPA	Honda HRC Castrol	HONDA	320.6	Practice
10	Luca MARINI	ITA	Honda HRC Castrol	HONDA	320.6	Practice
37	Pedro ACOSTA	SPA	Red Bull KTM Factory Racing	KTM	320.6	Qualifying Nr. 2
42	Alex RINS	SPA	Monster Energy Yamaha MotoGP Team	YAMAHA	319.6	Qualifying Nr. 2
73	Alex MARQUEZ	SPA	BK8 Gresini Racing MotoGP	DUCATI	319.6	Free Practice Nr. 2
33	Brad BINDER	RSA	Red Bull KTM Factory Racing	KTM	319.6	Practice
49	Fabio DI GIANNANTONIO	ITA	Pertamina Enduro VR46 Racing Team	DUCATI	318.5	Qualifying Nr. 2
54	Fermin ALDEGUER	SPA	BK8 Gresini Racing MotoGP	DUCATI	318.5	Practice
5	Johann ZARCO	FRA	Castrol Honda LCR	HONDA	317.5	Practice
21	Franco MORBIDELLI	ITA	Pertamina Enduro VR46 Racing Team	DUCATI	317.5	Free Practice Nr. 2
43	Jack MILLER	AUS	Prima Pramac Yamaha MotoGP	YAMAHA	316.5	Free Practice Nr. 2
7	Toprak RAZGATLIOGLU	TUR	Prima Pramac Yamaha MotoGP	YAMAHA	315.5	Practice
94	Jonas FOLGER	GER	Red Bull KTM Tech3	KTM	314.5	Qualifying Nr. 1
20	Fabio QUARTARARO	FRA	Monster Energy Yamaha MotoGP Team	YAMAHA	312.6	Practice

These data/results cannot be reproduced, stored and/or transmitted in whole or in part by any manner of electronic, mechanical, photocopying, recording, broadcasting or otherwise now known or herein after developed without the previous express consent by the copyright owner, except for reproduction in daily press and regular printed publications on sale to the public within 60 days of the event related to those data/results and always provided that copyright symbol appears together as follows below.

© MotoGP Sports Entertainment Group, 2026

Official MotoGP Timing by

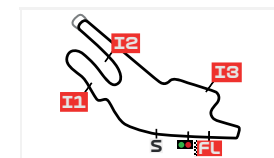
www.motogp.com

Le Mans, Saturday, May 9, 2026

BEST PARTIAL TIMES

MICHELIN GRAND PRIX OF FRANCE

QUALIFYING NR. 2



Le Mans

4185 m.

IT Ideal Lap Time, sum of the best partial times

BT Best Lap Time

Pos	T1		T2		T3		T4		Pos	Rider	IT	BT	
	Rider	Time	Rider	Time	Rider	Time	Rider	Time					
1	A. OGURA	18.474	F. DI GIANNANT	22.428	M. BEZZECCHI	28.129	F. BAGNAIA	20.256	1	F. BAGNAIA	1'29.534	1'29.634	(1)
2	J. MARTIN	18.480	M. MARQUEZ	22.478	J. MIR	28.218	F. QUARTARAR	20.276	2	M. BEZZECCHI	1'29.564	1'29.657	(3)
3	M. MARQUEZ	18.502	M. BEZZECCHI	22.479	F. BAGNAIA	28.220	M. BEZZECCHI	20.289	3	F. DI GIANNANTONI	1'29.612	1'29.699	(4)
4	F. BAGNAIA	18.504	J. MIR	22.487	F. QUARTARAR	28.267	F. DI GIANNANT	20.315	4	M. MARQUEZ	1'29.646	1'29.646	(2)
5	F. DI GIANNANT	18.576	F. QUARTARARO	22.493	P. ACOSTA	28.292	M. MARQUEZ	20.337	5	F. QUARTARARO	1'29.764	1'29.831	(6)
6	A. MARQUEZ	18.582	P. ACOSTA	22.510	A. MARQUEZ	28.292	J. MIR	20.346	6	J. MARTIN	1'29.788	1'29.847	(8)
7	P. ACOSTA	18.638	J. ZARCO	22.543	F. DI GIANNANT	28.293	P. ACOSTA	20.377	7	J. MIR	1'29.815	1'29.837	(7)
8	M. BEZZECCHI	18.667	F. BAGNAIA	22.554	A. OGURA	28.293	J. MARTIN	20.391	8	P. ACOSTA	1'29.817	1'29.817	(5)
9	F. QUARTARARO	18.728	A. MARQUEZ	22.562	M. MARQUEZ	28.329	A. MARQUEZ	20.431	9	A. MARQUEZ	1'29.867	1'29.931	(10)
10	A. RINS	18.739	J. MARTIN	22.586	J. MARTIN	28.331	A. OGURA	20.474	10	A. OGURA	1'29.888	1'29.888	(9)
11	J. MIR	18.764	A. OGURA	22.647	J. ZARCO	28.483	J. ZARCO	20.557	11	J. ZARCO	1'30.353	1'30.371	(11)
12	J. ZARCO	18.770	A. RINS	22.671	A. RINS	28.566	A. RINS	20.598	12	A. RINS	1'30.574	1'30.616	(12)

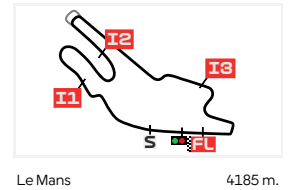
These data/results cannot be reproduced, stored and/or transmitted in whole or in part by any manner of electronic, mechanical, photocopying, recording, broadcasting or otherwise now known or herein after developed without the previous express consent by the copyright owner, except for reproduction in daily press and regular printed publications on sale to the public within 60 days of the event related to those data/results and always provided that copyright symbol appears together as follows below.

© MotoGP Sports Entertainment Group, 2026

FASTEST LAPS SEQUENCE

MICHELIN GRAND PRIX OF FRANCE

QUALIFYING NR. 2



<i>Practice Time</i>	<i>#</i>	<i>Rider</i>	<i>Nation</i>	<i>Motorcycle</i>	<i>Time</i>	<i>Km/h</i>	<i>Rider's Lap</i>
3'09.502	73	Alex MARQUEZ	SPA	DUCATI	1'30.826	165.8	2
3'10.003	93	Marc MARQUEZ	SPA	DUCATI	1'30.760	165.9	2
3'12.347	49	Fabio DI GIANNANTONI	ITA	DUCATI	1'29.876	167.6	2
4'47.319	72	Marco BEZZECCHI	ITA	APRILIA	1'29.825	167.7	3
11'32.245	93	Marc MARQUEZ	SPA	DUCATI	1'29.646	168.0	6
14'34.658	63	Francesco BAGNAIA	ITA	DUCATI	1'29.634	168.0	7

These data/results cannot be reproduced, stored and/or transmitted in whole or in part by any manner of electronic, mechanical, photocopying, recording, broadcasting or otherwise now known or herein after developed without the previous express consent by the copyright owner, except for reproduction in daily press and regular printed publications on sale to the public within 60 days of the event related to those data/results and always provided that copyright symbol appears together as follows below.

© MotoGP Sports Entertainment Group, 2026

Official MotoGP Timing by www.motogp.com

Le Mans, Saturday, May 9, 2026