

Mobility Resort Motegi 4801 m.

CLASSIFICATION

MOTUL GRAND PRIX OF JAPAN

PRACTICE

#	Rider	Nation	Team	Motorcycle	Time	Lap Total	Gap	T. Speed
1	64 David MUÑOZ	SPA	LIQUI MOLY Dynavolt Intact GP	KTM	1'55.234	12 14		217.7
2	99 Jose Antonio RUEDA	SPA	Red Bull KTM Ajo	KTM	1'55.402	15 16	0.168 0.168	216.8
3	6 Ryusei YAMANAKA	JPN	FRINSA - MT Helmets - MSI	KTM	1'55.590	11 12	0.356 0.188	217.3
4	36 Angel PIQUERAS	SPA	FRINSA - MT Helmets - MSI	KTM	1'55.626	13 13	0.392 0.036	219.5
5	22 David ALMANSA	SPA	Leopard Racing	HONDA	1'55.672	6 10	0.438 0.046	219.0
6	73 Valentin PERRONE	ARG	Red Bull KTM Tech3	KTM	1'55.748	13 14	0.514 0.076	217.7
7	31 Adrian FERNANDEZ	SPA	Leopard Racing	HONDA	1'55.781	7 10	0.547 0.033	216.8
8	66 Joel KELSO	AUS	LEVELUP-MTA	KTM	1'55.789	11 13	0.555 0.008	216.8
9	72 Taiyo FURUSATO	JPN	Honda Team Asia	HONDA	1'55.826	11 13	0.592 0.037	220.8
10	94 Guido PINI	ITA	LIQUI MOLY Dynavolt Intact GP	KTM	1'55.986	12 14	0.752 0.160	218.1
11	18 Matteo BERTELLE	ITA	LEVELUP-MTA	KTM	1'56.036	13 13	0.802 0.050	219.5
12	58 Luca LUNETTA	ITA	SIC58 Squadra Corse	HONDA	1'56.072	13 13	0.838 0.036	217.3
13	28 Maximo QUILES	SPA	CFMOTO Gaviota Aspar Team	KTM	1'56.080	12 14	0.846 0.008	220.4
14	71 Dennis FOGGIA	ITA	CFMOTO Gaviota Aspar Team	KTM	1'56.097	14 14	0.863 0.017	219.9
15	19 Scott OGDEN	GBR	CIP Green Power	KTM	1'56.182	9 11	0.948 0.085	216.8
16	12 Jacob ROULSTONE	AUS	Red Bull KTM Tech3	KTM	1'56.243	12 12	1.009 0.061	218.1
17	82 Stefano NEPA	ITA	SIC58 Squadra Corse	HONDA	1'56.281	11 13	1.047 0.038	217.7
18	83 Alvaro CARPE	SPA	Red Bull KTM Ajo	KTM	1'56.430	10 13	1.196 0.149	218.1
19	8 Eddie O'SHEA	GBR	GRYD - Mlav Racing	HONDA	1'56.689	10 12	1.455 0.259	219.9
20	10 Nicola CARRARO	ITA	Rivacold Snipers Team	HONDA	1'56.697	13 13	1.463 0.008	220.4
21	54 Riccardo ROSSI	ITA	Rivacold Snipers Team	HONDA	1'56.834	13 13	1.600 0.137	216.4
22	95 Marco MORELLI	ARG	GRYD - Mlav Racing	KTM	1'56.996	12 12	1.762 0.162	218.6
23	14 Cormac BUCHANAN	NZE	DENSSI Racing - BOE	KTM	1'57.185	13 14	1.951 0.189	218.6
24	55 Noah DETTWILER	SWI	CIP Green Power	KTM	1'57.640	10 12	2.406 0.455	217.3
25	21 Ruche MOODLEY	RSA	DENSSI Racing - BOE	KTM	1'57.647	11 13	2.413 0.007	216.8
26	93 Arbi ADITAMA	INA	Honda Team Asia	HONDA	1'57.666	10 11	2.432 0.019	217.3

Practice condition: Dry

Air: 28°

Humidity: 60%

Ground: 40°

Fastest Lap:	Lap: 12	David MUÑOZ	1'55.234	149.9 Km/h
Best Race Lap:	2024	David ALONSO	1'55.675	149.4 Km/h
All-Time Lap Record:	2024	Ivan ORTOLA	1'54.761	150.6 Km/h

The results are provisional until the end of the limit for protest and appeals.

Time limit for protest expires 60' after publication of the results - Time: **Katsumi TAKAYA** **14:06**

These data/results cannot be reproduced, stored and/or transmitted in whole or in part by any manner of electronic, mechanical, photocopying, recording, broadcasting or otherwise now known or herein after developed without the previous express consent by the copyright owner, except for reproduction in daily press and regular printed publications on sale to the public within 60 days of the event related to those data/results and always provided that copyright symbol appears together as follows below.

© DORNA, 2025

Official MotoGP Timing by

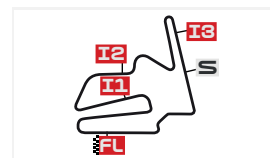
www.motogp.com

Motegi, Friday, September 26, 2025

TOP SPEED & AVERAGE

MOTUL GRAND PRIX OF JAPAN

PRACTICE



Mobility Resort Motegi 4801 m.

#	Rider	Nation	Motorcycle	Top 5 speeds					Average	Top
72	Taiyo FURUSATO	JPN	HONDA	220.8	220.8	219.9	218.6	217.7	219.3	220.8
10	Nicola CARRARO	ITA	HONDA	220.4	217.3	216.8	216.8	215.5	217.4	220.4
28	Maximo QUILES	SPA	KTM	220.4	218.6	218.1	217.7	217.3	218.1	220.4
8	Eddie O'SHEA	GBR	HONDA	219.9	219.5	219.0	219.0	219.0	219.3	219.9
71	Dennis FOGGIA	ITA	KTM	219.9	218.6	218.1	217.7	217.7	218.4	219.9
18	Matteo BERTELLE	ITA	KTM	219.5	218.6	217.3	216.8	216.4	217.7	219.5
36	Angel PIQUERAS	SPA	KTM	219.5	218.6	218.1	217.7	217.3	218.2	219.5
22	David ALMANSA	SPA	HONDA	219.0	218.6	217.7	217.7	217.3	218.1	219.0
14	Cormac BUCHANAN	NZE	KTM	218.6	218.1	217.3	216.8	216.0	217.4	218.6
95	Marco MORELLI	ARG	KTM	218.6	217.7	217.3	216.8	216.4	217.1	218.6
12	Jacob ROULSTONE	AUS	KTM	218.1	217.3	216.8	216.4	216.4	216.9	218.1
83	Alvaro CARPE	SPA	KTM	218.1	217.3	216.8	216.0	216.0	216.8	218.1
94	Guido PINI	ITA	KTM	218.1	217.3	216.8	216.0	216.0	216.8	218.1
64	David MUÑOZ	SPA	KTM	217.7	217.7	217.3	216.4	216.0	216.9	217.7
73	Valentin PERRONE	ARG	KTM	217.7	217.3	216.4	216.4	216.0	216.6	217.7
82	Stefano NEPA	ITA	HONDA	217.7	217.7	217.7	216.8	216.0	217.0	217.7
6	Ryusei YAMANAKA	JPN	KTM	217.3	217.3	217.3	216.8	216.8	217.0	217.3
55	Noah DETTWILER	SWI	KTM	217.3	216.4	215.1	215.1	214.7	215.7	217.3
58	Luca LUNETTA	ITA	HONDA	217.3	216.8	216.4	215.5	215.5	216.3	217.3
93	Arbi ADITAMA	INA	HONDA	217.3	216.8	216.0	215.1	214.7	216.0	217.3
19	Scott OGDEN	GBR	KTM	216.8	216.4	216.4	216.0	216.0	216.3	216.8
21	Ruche MOODLEY	RSA	KTM	216.8	216.4	216.0	215.5	215.1	215.8	216.8
31	Adrian FERNANDEZ	SPA	HONDA	216.8	216.0	215.5	215.5	215.1	215.5	216.8
66	Joel KELSO	AUS	KTM	216.8	216.4	216.0	216.0	215.5	216.0	216.8
99	Jose Antonio RUEDA	SPA	KTM	216.8	216.0	216.0	216.0	216.0	216.2	216.8
54	Riccardo ROSSI	ITA	HONDA	216.4	215.1	214.7	214.2	213.4	214.8	216.4

These data/results cannot be reproduced, stored and/or transmitted in whole or in part by any manner of electronic, mechanical, photocopying, recording, broadcasting or otherwise now known or herein after developed without the previous express consent by the copyright owner, except for reproduction in daily press and regular printed publications on sale to the public within 60 days of the event related to those data/results and always provided that copyright symbol appears together as follows below.

© DORNA, 2025

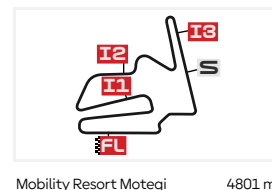
 Official MotoGP Timing by

www.motogp.com
Motegi, Friday, September 26, 2025

CHRONOLOGICAL ANALYSIS OF PERFORMANCES

MOTUL GRAND PRIX OF JAPAN

PRACTICE



Motegi 4801 m.

* Lap / Sector time cancelled
P Crossing the finish line in pit lane

T1 Time from finish line to 1st intermediate
T2 Time from 1st intermed. to 2nd intermed.

T3 Time from 2nd intermed. to 3rd intermed.
T4 Time from 3rd intermediate to finish line

Lap	Lap Time	T1	T2	T3	T4	Speed	Lap	Lap Time	T1	T2	T3	T4	Speed	
1st	64	David MUÑOZ LIQUI MOLY Dynavolt SPA						6	1'58.017	29.898	22.744	32.074	33.301	214.7
		Runs=3	Total laps=14	Full laps=9	Valid laps=9		7	1'57.076	29.960	22.780	31.219	33.117	216.8	
1	2'30.655	33.827	22.971	31.349	33.014	215.5	8	3'53.338 P	29.926	22.682	2'22.222	38.508	149.3	
2	1'56.541	29.714	22.811	31.161	32.855	215.5	9	2'01.273	33.715	23.038	31.540	32.980	216.4	
3	1'56.206	29.752	22.679	31.053	32.722	216.0	10	1'55.781	29.671	22.499	30.906	32.705	216.8	
4	1'56.028	29.790	22.747	30.946	32.545	217.3	11	1'55.590	29.626	22.448	30.913	32.603	216.8	
5	1'55.871	29.586	22.499	30.971	32.815	216.0	12	1'55.715	29.663	22.543	30.890	32.619	217.3	
6	2'03.654	29.768	22.767	36.995	34.124	191.1								
7	1'58.491 P	29.607	22.713	32.707	33.464	132.3								
8	2'01.018	33.368	23.146	31.437	33.067	214.7								
9	1'56.992	29.819	22.707	31.116	33.350	213.8								
10	1'51.199 P	30.359	23.227	32.003	25.610	204.5								
11	1'59.188	31.767	22.987	31.607	32.827	215.5								
12	1'55.234	29.385	22.541	30.792	32.516	217.7								
13	1'55.780	29.498	22.573	30.876	32.833	216.4								
14	1'55.268	29.497	22.450	30.874	32.447	217.7								
2nd	99	Jose Antonio RUEDA Red Bull KTM Ajo SPA												
		Runs=2	Total laps=16	Full laps=13	Valid laps=12									
1	2'12.807	32.995	23.204	31.787	33.452	213.8								
2	1'58.192	30.107	22.747	32.065	33.273	216.8								
3	1'57.226 *	29.811	22.838	31.440 *	33.137	214.2								
4	1'56.750	29.875	22.632	31.289	32.954	216.0								
5	1'56.996	29.804	22.695	31.457	33.040	214.7								
6	1'56.682	29.822	22.697	31.287	32.876	215.1								
7	1'56.878	29.822	22.703	31.375	32.978	214.7								
8	1'56.763	29.830	22.745	31.276	32.912	215.1								
9	2'01.648	34.217	22.896	31.385	33.150	216.0								
10	1'57.002	29.833	22.762	31.446	32.961	215.1								
11	1'56.792	29.887	22.641	31.395	32.869	214.7								
12	1'49.782 P	30.102	23.121	31.489	25.070	214.2								
13	2'00.436	32.875	22.940	31.685	32.936	214.7								
14	1'55.616	29.576	22.550	30.932	32.558	216.0								
15	1'55.402	29.471	22.471	30.911	32.549	216.0								
16	1'55.580	29.558	22.485	30.922	32.615	215.5								
4th	36	Angel PIQUERAS FRINSA - MT Helmets - SPA												
		Runs=2	Total laps=13	Full laps=10	Valid laps=8									
1	2'14.477	32.991	23.422	31.625	33.410	218.6								
2	1'57.682	30.152	22.876	31.561	33.093	218.1								
3	1'57.010	29.935	22.730	31.410	32.935	217.7								
4	1'57.053 *	29.870	22.803	31.414 *	32.966	219.5								
5	1'57.415	30.018	22.933	31.419	33.045	216.0								
6	1'57.186	30.038	22.831	31.415	32.902	216.8								
7	1'57.191	30.035	22.797	31.424	32.935	216.4								
8	1'57.744 *	30.015	22.790	31.917 *	33.022	216.8								
9	1'49.519 P	30.031 *	22.775	31.697 *	25.016	216.0								
10	2'01.059	33.424	23.219	31.501	32.915	216.0								
11	1'56.103	29.734	22.631	31.076	32.662	216.8								
12	1'55.795	29.566	22.558	31.067	32.604	217.3								
13	1'55.626	29.525	22.449	30.986	32.666	216.8								
5th	22	David ALMANSA Leopard Racing SPA												
		Runs=2	Total laps=10	Full laps=7	Valid laps=7									
1	2'35.078	33.361	23.156	31.666	33.323	217.7								
2	1'56.765	29.954	22.783	31.201	32.827	216.8								
3	1'56.080	29.557	22.612	31.084	32.827	216.4								
4	1'55.735	29.571	22.544	30.979	32.641	217.3								
5	1'55.712	29.634	22.552	30.974	32.552	219.0								
6	1'55.672	29.640	22.523	30.918	32.591	218.6								
7	1'55.910	29.527	22.578	31.082	32.723	217.7								
8	1'55.972	29.635	22.530	30.938	32.869	215.5								
9	2'23.480 P	29.663	22.585	1'02.865	28.367	207.2								
10	2'00.416	32.880	22.973	31.689	32.874	214.2								
	PIT	29.638	22.500	30.839	44.959	215.5								
6th	73	Valentin PERRONE Red Bull KTM Tech3 ARG												
		Runs=2	Total laps=14	Full laps=11	Valid laps=9									
1	2'13.312	34.010	22.956	31.643	33.056	216.0								
2	1'57.155	30.067	22.616	31.458	33.014	214.7								
3	1'57.006	29.953	22.743	31.324	32.986	214.7								

Fastest Lap: David MUÑOZ SPA LIQUI MOLY Dynavolt Intact GP **1'55.234** 29.385 22.541 30.792 32.516

These data/results cannot be reproduced, stored and/or transmitted in whole or in part by any manner of electronic, mechanical, photocopying, recording, broadcasting or otherwise now known or herein after developed without the previous express consent by the copyright owner, except for reproduction in daily press and regular printed publications on sale to the public within 60 days of the event related to those data/results and always provided that copyright symbol appears together as follows below.

© DORNA, 2025

Official MotoGP Timing by

www.motogp.com

Motegi, Friday, September 26, 2025

Practice

Moto3™

Lap	Lap Time	T1	T2	T3	T4	Speed
4	1'57.774 *	30.136 *	22.740	31.846	33.052	217.3
5	1'57.114	29.698	22.628	31.574	33.214	212.1
6	1'56.337	29.829	22.566	31.215	32.727	217.7
7	1'57.410	30.087	22.616	31.452	33.255	212.1
8	1'57.584	29.827	22.616	32.187	32.954	216.0
9	1'49.384 P	29.999	22.913	31.603	24.869	214.7
10	2'03.667	36.291	22.950	31.368	33.058	215.1
11	1'55.686 *	29.466	22.532	30.984	32.704 *	216.4
12	1'55.953	29.526	22.677	31.067	32.683	216.4
13	1'55.748	29.454	22.438	31.123	32.733	214.7
14	1'56.620	29.773	22.709	31.255	32.883	214.7

7th	31	Adrian FERNANDEZ	Leopard Racing	SPA		
Runs=2	Total laps=10	Full laps=7	Valid laps=5			
1	2'50.173	33.645	23.461	31.889	33.413	215.1
2	1'56.438	29.812	22.686	31.109	32.831	216.8
3	1'57.865	29.681	22.698	31.097	34.389	215.5
4	1'56.936 *	29.789	22.709	31.368 *	33.070	216.0
5	18'10.659 P	29.651	22.649	31.091	16'47.268	215.5
6	2'00.552	33.031	22.965	31.245	33.311	215.1
7	1'55.781	29.581	22.589	30.863	32.748	215.1
8	1'56.136 *	29.466	22.641	31.159 *	32.870	215.1
9	1'59.870	30.519	22.948	33.208	33.195	214.2
10	1'58.020	29.626	22.777	31.210	34.407	191.4

8th	66	Joel KELSO	LEVELUP-MTA	AUS		
Runs=2	Total laps=13	Full laps=10	Valid laps=10			
1	2'37.974	33.537	23.254	31.921	33.362	214.7
2	1'59.866	30.150	23.138	32.460	34.118	205.3
3	1'57.264	29.884	22.721	31.502	33.157	216.0
4	1'57.528	29.718	23.040	31.605	33.165	216.4
5	1'57.085	29.841	22.765	31.412	33.067	215.5
6	1'57.523	29.871	22.760	31.683	33.209	216.8
7	1'56.938	29.806	22.689	31.347	33.096	215.5
8	2'05.378	36.551	23.551	31.993	33.283	216.0
9	1'52.611 P	29.824	22.756	32.429 *	27.602	205.3
10	2'03.064	33.797	24.162	31.904	33.201	213.8
11	1'55.789	29.416	22.586	31.087	32.700	215.1
12	2'04.215	29.790	28.982	32.401	33.042	214.7
13	1'56.224	29.533	22.627	31.156	32.908	215.1

9th	72	Taiyo FURUSATO	Honda Team Asia	JPN		
Runs=2	Total laps=13	Full laps=10	Valid laps=8			
1	2'24.472	33.660	23.356	31.730	33.824	216.4
2	1'57.071	30.055	22.819	31.180	33.017	218.6
3	1'56.541	29.797	22.773	31.072	32.899	217.7
4	1'56.359	29.765	22.714	31.100	32.780	217.7
5	1'57.036 *	29.596	22.711	31.327 *	33.402	214.7
6	2'04.626	35.184	23.315	31.672	34.455	190.1
7	1'56.660	29.828	22.788	31.146	32.898	217.3
8	1'53.166 P	31.741	23.575	31.918	25.932	212.5
9	2'02.912	33.969	23.236	31.931	33.776	216.8
10	1'56.382 *	29.666	22.632	31.288	32.796 *	220.8
11	1'55.826	29.475	22.485	31.220	32.646	220.8
12	2'00.269	29.494	22.803	31.958	36.014	211.7

Lap	Lap Time	T1	T2	T3	T4	Speed
13	1'57.499	30.054	22.791	31.784	32.870	219.9

10th	94	Guido PINI	LIQUI MOLY Dynavolt	ITA		
Runs=2	Total laps=14	Full laps=11	Valid laps=11			
1	2'34.577	34.501	23.401	31.981	33.776	213.4
2	1'57.925	30.172	23.160	31.527	33.066	217.3
3	1'56.927	29.919	22.853	31.224	32.931	216.0
4	1'56.953	29.861	22.747	31.278	33.067	216.0
5	1'58.772	30.522	23.027	31.763	33.460	215.1
6	1'57.065	29.966	22.749	31.362	32.988	218.1
7	1'57.449	29.922	22.809	31.440	33.278	216.8
8	1'56.986	29.854	22.801	31.358	32.973	215.5
9	1'50.498 P	30.090	23.102	31.976 *	25.330	214.7
10	1'59.855	32.524	23.004	31.182	33.145	213.8
11	1'56.380	29.732	22.890	30.987	32.771	214.7
12	1'55.986	29.554	22.595	30.963	32.874	215.1
13	1'58.736	29.683	23.108	32.463	33.482	208.4
14	1'56.300	29.661	22.629	31.081	32.929	215.5

11th	18	Matteo BERTELLE	LEVELUP-MTA	ITA		
Runs=3	Total laps=13	Full laps=8	Valid laps=6			
1	2'59.474	33.854	23.653	32.486	33.745	215.1
2	1'58.486 *	30.254	23.071	31.874 *	33.287	216.0
3	1'57.512	29.963	22.914	31.468	33.167	214.7
4	1'56.937	29.814	22.769	31.235	33.119	216.4
5	2'00.859 *	31.603	23.521	32.010	33.725 *	214.2
6	1'58.302	29.922	22.831	32.034	33.515	214.2
7	1'53.608 P	29.838	24.734	32.300	26.736	207.2
8	2'01.978	33.126	23.375	31.994	33.483	213.8
9	1'50.282 P	29.963	22.966	31.646	25.707	213.8
10	2'03.448	33.826	24.223	32.203	33.196	216.8
11	1'56.388	29.674	22.512	31.306	32.896	217.3
12	2'03.522	30.497	25.932	33.842	33.251	219.5
13	1'56.036	29.511	22.542	31.191	32.792	218.6

12th	58	Luca LUNETTA	SIC58 Squadra Corse	ITA		
Runs=2	Total laps=13	Full laps=10	Valid laps=10			
1	2'41.330	34.077	23.341	31.828	33.603	213.8
2	1'58.213	30.111	23.108	31.537	33.457	216.4
3	1'57.327	29.953	22.855	31.374	33.145	213.8
4	1'58.659	29.972	23.074	32.177	33.436	213.0
5	1'57.376	29.788	22.791	31.269	33.528	215.5
6	1'57.252	29.983	22.803	31.329	33.137	214.7
7	1'57.051	29.894	22.709	31.441	33.007	214.7
8	1'57.188	29.817	22.794	31.340	33.237	214.7
9	1'58.839 P	31.970	24.436	35.135 *	27.298	198.1
10	2'03.096	33.200	24.187	32.172	33.537	215.5
11	1'56.265	29.713	22.563	31.140	32.849	216.8
12	2'03.357	29.661	22.675	35.012	36.009	165.1
13	1'56.072	29.699	22.555	31.034	32.784	217.3

13th	28	Maximo QUILES	CFMOTO Gaviota Aspar	SPA		
Runs=2	Total laps=14	Full laps=11	Valid laps=9			
1	2'39.917	33.230	23.262	31.781	33.275	217.3
2	1'57.341	30.162	22.684	31.401	33.094	218.1

Fastest Lap: David MUÑOZ SPA LIQUI MOLY Dynavolt Intact GP **1'55.234** 29.385 22.541 30.792 32.516

These data/results cannot be reproduced, stored and/or transmitted in whole or in part by any manner of electronic, mechanical, photocopying, recording, broadcasting or otherwise now known or herein after developed without the previous express consent by the copyright owner, except for reproduction in daily press and regular printed publications on sale to the public within 60 days of the event related to those data/results and always provided that copyright symbol appears together as follows below.

© DORNA, 2025

Official MotoGP Timing by  TISSOT

www.motogp.com

Motegi, Friday, September 26, 2025

Page 2 of 4

Practice

Moto3™

Lap	Lap Time	T1	T2	T3	T4	Speed
3	1'57.071	29.815	22.945	31.251	33.060	216.8
4	1'57.231	29.784	22.815	31.555	33.077	216.8
5	1'57.060	29.914	22.730	31.378	33.038	216.4
6	1'57.849	29.819	22.683	31.555	33.792	218.6
7	1'58.399 *	29.946	22.977	32.174 *	33.302	217.3
8	1'54.717 P	32.786	23.311	32.194	26.426	216.4
9	2'00.035	32.223	22.786	31.624	33.402	214.7
10	1'56.437	29.522	22.420	31.066	33.429	217.3
11	1'56.207 *	29.556	22.567	31.007	33.077 *	216.8
12	1'56.080	29.534	22.468	31.266	32.812	217.7
13	2'02.157	29.695	23.054	35.722	33.686	213.4
14	1'56.246	29.593	22.617	31.243	32.793	220.4

14th 71		Dennis FOGGIA		CFMOTO Gaviota Aspar		ITA
Runs=2	Total laps=14	Full laps=11	Valid laps=11			
1	2'18.012	33.523	23.523	31.887	33.412	216.8
2	1'57.700	30.187	22.884	31.412	33.217	217.3
3	1'57.620	30.052	22.893	31.584	33.091	216.8
4	1'58.892	30.004	23.305	32.295	33.288	218.1
5	2'01.147	29.915	23.088	31.522	36.622	162.6
6	1'58.159	30.080	22.916	31.608	33.555	215.1
7	1'57.390	29.980	22.811	31.464	33.135	219.9
8	2'00.652	32.227	23.381	31.783	33.261	216.8
9	1'57.399	29.961	22.803	31.483	33.152	215.1
10	1'54.470 P	32.148	23.966	32.163	26.193	214.2
11	2'02.983	33.574	24.229	32.001	33.179	217.7
12	1'56.407	29.700	22.579	31.250	32.878	216.8
13	2'03.680	29.670	27.952	32.940	33.118	218.6
14	1'56.097	29.687	22.567	31.087	32.756	217.7

15th 19		Scott OGDEN		CIP Green Power		GBR
Runs=2	Total laps=11	Full laps=8	Valid laps=8			
1	2'13.210	33.443	23.299	31.794	33.339	214.2
2	1'58.278	30.328	22.896	31.674	33.380	216.4
3	1'57.345	30.058	22.847	31.394	33.046	216.0
4	1'57.235	29.971	22.812	31.369	33.083	216.4
5	1'57.964	30.068	23.175	31.671	33.050	216.8
6	1'57.485	29.962	22.906	31.573	33.044	216.0
7	2'01.593 P	33.101	24.421	34.131	29.940	133.4
8	2'02.510	33.299	23.585	32.060	33.566	206.1
9	1'56.182	29.761	22.537	31.125	32.759	216.0
10	1'56.270	29.671	22.702	31.105	32.792	215.5
11	1'56.872	29.773	22.718	31.370	33.011	215.1

16th 12		Jacob ROULSTONE		Red Bull KTM Tech3		AUS
Runs=2	Total laps=12	Full laps=9	Valid laps=8			
1	2'18.859	33.410	23.848	32.090	33.290	216.4
2	1'57.393	29.967	22.871	31.437	33.118	216.4
3	1'57.202	29.794	22.878	31.405	33.125	218.1
4	1'57.484	29.952	22.816	31.491	33.225	216.8
5	2'01.890 *	30.189	22.933	35.044 *	33.724	211.7
6	1'57.939	30.034	22.961	31.676	33.268	214.7
7	1'50.342 P	30.039 *	23.142	31.665	25.496	214.2
8	2'01.062	33.020	22.916	32.005	33.121	215.1
9	1'56.468	29.635	22.657	31.119	33.057	217.3

Lap	Lap Time	T1	T2	T3	T4	Speed
10	2'02.999	29.801	22.901	35.588	34.709	196.3
11	1'58.156	29.625	22.670	31.773	34.088	200.3
12	1'56.243	29.682	22.630	31.137	32.794	216.4

17th 82		Stefano NEPA		SIC58 Squadra Corse		ITA
Runs=2	Total laps=13	Full laps=10	Valid laps=9			
1	2'41.630	33.538	23.251	31.688	33.767	216.8
2	1'58.243	29.972	23.028	31.527	33.716	217.7
3	1'57.208	29.962	22.757	31.375	33.114	215.1
4	1'57.309	29.834	22.802	31.499	33.174	213.0
5	1'57.122	29.851	22.881	31.217	33.173	216.0
6	1'59.960	30.557	24.392	31.734	33.277	214.2
7	1'57.191	29.938	22.912	31.296	33.045	214.7
8	2'00.270	30.199	24.751	31.875	33.445	214.2
9	1'52.251 P	29.952	22.861	32.189 *	27.249	193.5
10	2'02.551	33.363	23.671	32.175	33.342	217.7
11	1'56.281	29.755	22.538	31.109	32.879	217.7
12	2'04.013	29.761	26.296	34.401	33.555	216.0
13	1'57.235 *	29.839	22.761	31.150 *	33.485	213.4

18th 83		Alvaro CARPE		Red Bull KTM Ajo		SPA
Runs=2	Total laps=13	Full laps=10	Valid laps=9			
1	2'21.735	33.549	23.474	32.093	33.426	215.5
2	2'00.250	30.170	22.853	32.831	34.396	214.2
3	1'57.579	29.969	22.883	31.464	33.263	215.5
4	1'58.386	30.307	23.061	31.722	33.296	216.0
5	1'58.120	30.242	23.094	31.669	33.115	216.8
6	2'00.602	30.101	25.204	32.001	33.296	209.3
7	2'03.310	30.104	25.723	32.655	34.828	187.5
8	1'53.083 P	31.168	24.494	32.111	25.310	214.7
9	2'01.812	34.197	22.951	31.564	33.100	217.3
10	1'56.430	29.792	22.713	31.084	32.841	218.1
11	2'00.490 *	29.874 *	23.241	32.191	35.184	193.5
12	1'59.475	29.695	23.427	32.046	34.307	213.0
13	1'56.711	29.852	22.667	31.209	32.983	216.0

19th 8		Eddie O'SHEA		GRYD - Mlav Racing		GBR
Runs=2	Total laps=12	Full laps=9	Valid laps=8			
1	2'18.330	34.056	23.745	32.491	33.339	218.1
2	1'58.325	30.366	23.182	31.664	33.113	219.9
3	1'57.338	30.179	22.811	31.366	32.982	219.0
4	1'57.384	29.957	22.879	31.437	33.111	219.0
5	2'01.055 *	30.116	22.771	32.675 *	35.493	200.0
6	1'59.738	30.258	23.312	32.944	33.224	218.1
7	1'57.415	29.906	22.818	31.661	33.030	218.6
8	1'50.342 P	30.117	22.872	31.907 *	25.446	217.3
9	2'03.630	33.809	24.177	32.249	33.395	219.5
10	1'56.689	29.912	22.698	31.305	32.774	218.6
11	2'03.228	29.807	22.840	33.235	37.346	185.5
12	1'56.717	29.835	22.882	31.134	32.866	219.0

20th 10		Nicola CARRARO		Rivacold Snipers Team		ITA
Runs=2	Total laps=13	Full laps=10	Valid laps=10			
1	2'15.103	33.098	23.435	31.925	33.300	215.5
2	1'58.084	30.079	22.927	31.661	33.417	216.8

Fastest Lap: David MUÑOZ SPA LIQUI MOLY Dynavolt Intact GP **1'55.234** 29.385 22.541 30.792 32.516

These data/results cannot be reproduced, stored and/or transmitted in whole or in part by any manner of electronic, mechanical, photocopying, recording, broadcasting or otherwise now known or herein after developed without the previous express consent by the copyright owner, except for reproduction in daily press and regular printed publications on sale to the public within 60 days of the event related to those data/results and always provided that copyright symbol appears together as follows below.

© DORNA, 2025

Official MotoGP Timing by TISSOT

www.motogp.com

Motegi, Friday, September 26, 2025

Page 3 of 4



Practice

Moto3™

Lap	Lap Time	T1	T2	T3	T4	Speed	Lap	Lap Time	T1	T2	T3	T4	Speed
3	2'01.477	30.401	26.161	31.612	33.303	214.7	11	1'57.827	30.104	22.926	31.575	33.222	213.8
4	1'58.032	30.023	23.132	31.680	33.197	215.1	12	1'57.350	29.934	22.846	31.380	33.190	213.8
5	1'57.491	29.913	22.960	31.408	33.210	215.1	13	1'57.185	29.906	22.873	31.403	33.003	214.7
6	2'06.381	35.425	24.712	31.573	34.671	182.4	14	1'57.578 *	30.142	22.794	31.373 *	33.269	213.8
7	2'08.975	30.092	25.945	33.056	39.882	177.6	24th 55 Noah DETTWILER CIP Green Power SWI						
8	1'54.802 P	32.292	23.351	32.366	26.793	216.8	Runs=2 Total laps=12 Full laps=9 Valid laps=8						
9	2'02.174	33.242	23.701	32.120	33.111	213.4	1	2'14.442	33.697	23.414	32.011	33.755	215.1
10	1'58.393	29.864	22.676	31.559	34.294	182.4	2	1'58.665	30.578	22.969	31.627	33.491	215.1
11	1'56.792	29.725	22.703	31.220	33.144	214.7	3	1'58.690	30.388	23.166	31.694	33.442	213.8
12	2'05.930	31.274	26.591	33.087	34.978	217.3	4	1'59.501 *	30.420	23.192	31.884 *	34.005	200.7
13	1'56.697	29.779	22.735	31.284	32.899	220.4	5	1'58.375	30.152	23.077	31.645	33.501	211.7
21st 54 Riccardo ROSSI Rivacold Snipers Team ITA							6	2'10.722	41.262	23.549	32.185	33.726	211.3
Runs=2 Total laps=13 Full laps=10 Valid laps=10							7	1'58.833	30.402	23.154	31.717	33.560	213.0
1	2'19.514	34.005	23.614	32.390	34.114	211.3	8	1'54.382 P	32.666	23.875	32.215	25.626	212.5
2	2'02.792	30.672	23.395	33.172	35.553	188.4	9	2'04.119	34.450	23.943	32.266	33.460	216.4
3	1'58.435	30.314	23.056	31.765	33.300	213.4	10	1'57.640	30.004	22.765	31.620	33.251	214.2
4	1'58.462	30.230	22.992	31.712	33.528	215.1	11	2'01.575	30.002	23.146	34.976	33.451	217.3
5	2'01.048	30.573	23.852	32.646	33.977	205.3	12	1'57.925	30.110	22.963	31.501	33.351	214.7
6	2'02.341	30.208	24.348	33.215	34.570	188.1	25th 21 Ruche MOODLEY DENSSI Racing - BOE RSA						
7	1'58.051	30.118	22.932	31.734	33.267	214.7	Runs=2 Total laps=13 Full laps=10 Valid laps=9						
8	2'00.425 P	30.223	26.432	34.395	29.375	184.3	1	2'51.111	34.208	23.480	31.924	33.530	216.0
9	2'03.103	33.036	24.185	32.399	33.483	211.7	2	1'58.889	30.654	23.256	31.729	33.250	216.4
10	1'59.062	30.278	23.944	31.490	33.350	214.2	3	1'58.885 *	30.391	23.264	31.780 *	33.450	214.2
11	2'00.396	31.254	23.414	31.985	33.743	200.7	4	1'58.349	30.322	23.096	31.690	33.241	214.7
12	2'01.143	29.993	22.888	32.509	35.753	187.8	5	1'58.098	30.114	23.007	31.664	33.313	214.2
13	1'56.834	29.809	22.740	31.377	32.908	216.4	6	1'58.793	30.295	23.094	31.761	33.643	213.8
22nd 95 Marco MORELLI GRYD - Mlav Racing ARG							7	1'58.832	30.392	23.207	31.743	33.490	214.2
Runs=3 Total laps=12 Full laps=7 Valid laps=6							8	1'50.990 P	30.329	23.292	32.133 *	25.236	213.0
1	2'34.716	33.500	23.365	31.982	33.544	216.4	9	2'02.026	33.664	23.444	31.647	33.271	214.7
2	1'53.151 P	30.409	23.097	31.888 *	27.757	217.7	10	1'58.057	30.513	22.905	31.557	33.082	215.1
3	2'01.988	33.967	23.237	31.568	33.216	213.4	11	1'57.647	30.267	22.833	31.481	33.066	215.5
4	1'57.500	29.974	22.760	31.541	33.225	218.6	12	1'57.665	30.022	23.081	31.467	33.095	215.1
5	1'59.896	30.114	22.887	32.182	34.713	169.0	13	1'57.733	30.111	23.086	31.500	33.036	216.8
6	1'57.473	29.997	22.827	31.567	33.082	216.4	26th 93 Arbi ADITAMA Honda Team Asia INA						
7	1'51.753 P	30.022	22.929	32.526 *	26.276	216.4	Runs=2 Total laps=11 Full laps=8 Valid laps=8						
8	2'04.289	33.564	23.188	31.736	35.801	165.6	1	2'15.525	33.528	23.350	32.117	33.391	216.0
9	1'56.695 *	29.707	22.635	31.499	32.854 *	216.0	2	1'58.005	30.133	22.875	31.574	33.423	217.3
10	1'57.420	29.861	23.076	31.620	32.863	217.3	3	2'01.583	30.335	23.255	31.978	36.015	156.5
11	1'59.301	29.757	22.636	31.857	35.051	210.9	4	1'58.418	30.178	22.847	31.746	33.647	214.7
12	1'56.996	29.948	22.677	31.471	32.900	216.8	5	1'58.653	30.158	23.145	31.569	33.781	215.1
23rd 14 Cormac BUCHANAN DENSSI Racing - BOE NZE							6	1'58.158 P	30.454	29.427	32.265	26.012	201.8
Runs=2 Total laps=14 Full laps=11 Valid laps=9							7	2'02.159	33.288	23.113	32.360	33.398	213.8
1	2'35.861	33.397	23.057	31.896	33.376	216.8	8	1'58.043	30.060	22.816	31.619	33.548	213.0
2	1'57.747	30.002	22.859	31.730	33.156	218.6	9	2'06.541	31.121	25.324	32.981	37.115	141.5
3	1'58.011	30.170	22.811	31.613	33.417	215.1	10	1'57.666	30.085	22.777	31.515	33.289	216.8
4	2'01.803	30.082	22.889	32.005	36.827	215.1	11	2'04.512	33.912	23.875	32.644	34.081	213.8
5	1'57.986	30.166	22.929	31.530	33.361	215.5							
6	2'00.318	30.299	24.932	31.758	33.329	218.1							
7	1'58.160 *	30.167	23.027	31.683 *	33.283	216.0							
8	1'57.890	30.032	22.911	31.610	33.337	217.3							
9	1'53.790 P	30.258	23.399	33.333 *	26.800	211.3							
10	2'02.223	33.662	23.283	31.737	33.541	212.5							

Fastest Lap: David MUÑOZ SPA LIQUI MOLY Dynavolt Intact GP **1'55.234** 29.385 22.541 30.792 32.516

These data/results cannot be reproduced, stored and/or transmitted in whole or in part by any manner of electronic, mechanical, photocopying, recording, broadcasting or otherwise now known or herein after developed without the previous express consent by the copyright owner, except for reproduction in daily press and regular printed publications on sale to the public within 60 days of the event related to those data/results and always provided that copyright symbol appears together as follows below.

* DORNA, 2025

Official MotoGP Timing by  TISSOT

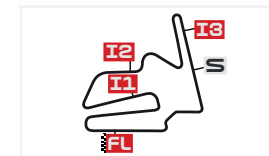
www.motogp.com

Motegi, Friday, September 26, 2025

Page 4 of 4

BEST PARTIAL TIMES

MOTUL GRAND PRIX OF JAPAN PRACTICE



Mobility Resort Motegi 4801 m.

IT Ideal Lap Time, sum of the best partial times

BT Best Lap Time

Pos	T1		T2		T3		T4		Pos	Rider	IT	BT	
	Rider	Time	Rider	Time	Rider	Time	Rider	Time					
1	D.MUÑOZ	29.385	M.QUILES	22.420	D.MUÑOZ	30.792	D.MUÑOZ	32.447	1	D.MUÑOZ	1'55.074	1'55.234	(1)
2	J.KELSO	29.416	V.PERRONE	22.438	D.ALMANSA	30.839	J.RUEDA	32.549	2	J.RUEDA	1'55.402	1'55.402	(2)
3	V.PERRONE	29.454	R.YAMANAKA	22.448	A.FERNANDEZ	30.863	D.ALMANSA	32.552	3	D.ALMANSA	1'55.418	1'55.672	(5)
4	A.FERNANDEZ	29.466	A.PIQUERAS	22.449	R.YAMANAKA	30.890	R.YAMANAKA	32.603	4	V.PERRONE	1'55.559	1'55.748	(6)
5	J.RUEDA	29.471	D.MUÑOZ	22.450	J.RUEDA	30.911	A.PIQUERAS	32.604	5	A.PIQUERAS	1'55.564	1'55.626	(4)
6	T.FURUSATO	29.475	J.RUEDA	22.471	G.PINI	30.963	T.FURUSATO	32.646	6	R.YAMANAKA	1'55.567	1'55.590	(3)
7	M.BERTELLE	29.511	T.FURUSATO	22.485	V.PERRONE	30.984	V.PERRONE	32.683	7	A.FERNANDEZ	1'55.666	1'55.781	(7)
8	M.QUILES	29.522	D.ALMANSA	22.500	A.PIQUERAS	30.986	J.KELSO	32.700	8	T.FURUSATO	1'55.678	1'55.826	(9)
9	A.PIQUERAS	29.525	M.BERTELLE	22.512	M.QUILES	31.007	A.FERNANDEZ	32.748	9	M.QUILES	1'55.742	1'56.080	(13)
10	D.ALMANSA	29.527	S.OGDEN	22.537	L.LUNETTA	31.034	D.FOGGIA	32.756	10	J.KELSO	1'55.789	1'55.789	(8)
11	G.PINI	29.554	S.NEPA	22.538	T.FURUSATO	31.072	S.OGDEN	32.759	11	G.PINI	1'55.883	1'55.986	(10)
12	J.ROULSTONE	29.625	L.LUNETTA	22.555	A.CARPE	31.084	G.PINI	32.771	12	M.BERTELLE	1'56.006	1'56.036	(11)
13	R.YAMANAKA	29.626	D.FOGGIA	22.567	J.KELSO	31.087	E.O'SHEA	32.774	13	L.LUNETTA	1'56.034	1'56.072	(12)
14	L.LUNETTA	29.661	J.KELSO	22.586	D.FOGGIA	31.087	L.LUNETTA	32.784	14	S.OGDEN	1'56.072	1'56.182	(15)
15	D.FOGGIA	29.670	A.FERNANDEZ	22.589	S.OGDEN	31.105	M.BERTELLE	32.792	15	D.FOGGIA	1'56.080	1'56.097	(14)
16	S.OGDEN	29.671	G.PINI	22.595	S.NEPA	31.109	M.QUILES	32.793	16	J.ROULSTONE	1'56.168	1'56.243	(16)
17	A.CARPE	29.695	J.ROULSTONE	22.630	J.ROULSTONE	31.119	J.ROULSTONE	32.794	17	S.NEPA	1'56.281	1'56.281	(17)
18	M.MORELLI	29.707	M.MORELLI	22.635	E.O'SHEA	31.134	A.CARPE	32.841	18	A.CARPE	1'56.287	1'56.430	(18)
19	N.CARRARO	29.725	A.CARPE	22.667	M.BERTELLE	31.191	M.MORELLI	32.863	19	E.O'SHEA	1'56.413	1'56.689	(19)
20	S.NEPA	29.755	N.CARRARO	22.676	N.CARRARO	31.220	S.NEPA	32.879	20	N.CARRARO	1'56.520	1'56.697	(20)
21	E.O'SHEA	29.807	E.O'SHEA	22.698	R.ROSSI	31.377	N.CARRARO	32.899	21	M.MORELLI	1'56.676	1'56.996	(22)
22	R.ROSSI	29.809	R.ROSSI	22.740	C.BUCHANAN	31.380	R.ROSSI	32.908	22	R.ROSSI	1'56.834	1'56.834	(21)
23	C.BUCHANAN	29.906	N.DETTWILER	22.765	R.MOODLEY	31.467	C.BUCHANAN	33.003	23	C.BUCHANAN	1'57.083	1'57.185	(23)
24	N.DETTWILER	30.002	A.ADITAMA	22.777	M.MORELLI	31.471	R.MOODLEY	33.036	24	R.MOODLEY	1'57.358	1'57.647	(25)
25	R.MOODLEY	30.022	C.BUCHANAN	22.794	N.DETTWILER	31.501	N.DETTWILER	33.251	25	N.DETTWILER	1'57.519	1'57.640	(24)

These data/results cannot be reproduced, stored and/or transmitted in whole or in part by any manner of electronic, mechanical, photocopying, recording, broadcasting or otherwise now known or herein after developed without the previous express consent by the copyright owner, except for reproduction in daily press and regular printed publications on sale to the public within 60 days of the event related to those data/results and always provided that copyright symbol appears together as follows below.

© DORNA, 2025

BEST PARTIAL TIMES

MOTUL GRAND PRIX OF JAPAN

PRACTICE



Mobility Resort Motegi 4801 m.

IT Ideal Lap Time, sum of the best partial times

BT Best Lap Time

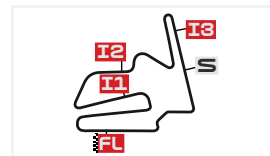
Pos	T1		T2		T3		T4		Pos	Rider	IT	BT
	Rider	Time	Rider	Time	Rider	Time	Rider	Time				
26	A.ADITAMA	30.060	R.MOODLEY	22.833	A.ADITAMA	31.515	A.ADITAMA	33.289	26	A.ADITAMA	1'57.641	1'57.666 (26)

These data/results cannot be reproduced, stored and/or transmitted in whole or in part by any manner of electronic, mechanical, photocopying, recording, broadcasting or otherwise now known or herein after developed without the previous express consent by the copyright owner, except for reproduction in daily press and regular printed publications on sale to the public within 60 days of the event related to those data/results and always provided that copyright symbol appears together as follows below.
 © DORNA, 2025

FASTEST LAPS SEQUENCE

MOTUL GRAND PRIX OF JAPAN

PRACTICE



Mobility Resort Motegi 4801 m.

Practice Time	#	Rider	Nation	Motorcycle	Time	Km/h	Rider's Lap
4'10.467	73	Valentin PERRONE	ARG	KTM	1'57.155	147.5	2
4'21.543	72	Taiyo FURUSATO	JPN	HONDA	1'57.071	147.6	2
4'27.196	64	David MUÑOZ	SPA	KTM	1'56.541	148.3	2
4'46.611	31	Adrian FERNANDEZ	SPA	HONDA	1'56.438	148.4	2
6'23.402	64	David MUÑOZ	SPA	KTM	1'56.206	148.7	3
6'27.923	22	David ALMANSA	SPA	HONDA	1'56.080	148.8	3
8'19.430	64	David MUÑOZ	SPA	KTM	1'56.028	148.9	4
8'23.658	22	David ALMANSA	SPA	HONDA	1'55.735	149.3	4
10'19.370	22	David ALMANSA	SPA	HONDA	1'55.712	149.3	5
12'15.042	22	David ALMANSA	SPA	HONDA	1'55.672	149.4	6
31'59.482	99	Jose Antonio RUEDA	SPA	KTM	1'55.616	149.4	14
31'59.549	64	David MUÑOZ	SPA	KTM	1'55.234	149.9	12

These data/results cannot be reproduced, stored and/or transmitted in whole or in part by any manner of electronic, mechanical, photocopying, recording, broadcasting or otherwise now known or herein after developed without the previous express consent by the copyright owner, except for reproduction in daily press and regular printed publications on sale to the public within 60 days of the event related to those data/results and always provided that copyright symbol appears together as follows below.

© DORNA, 2025

Official MotoGP Timing by www.motogp.com

Motegi, Friday, September 26, 2025