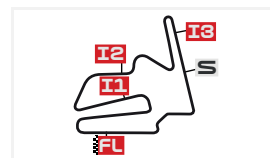


CLASSIFICATION

MOTUL GRAND PRIX OF JAPAN

PRACTICE



Mobility Resort Motegi 4801 m.

#	Rider	Nation	Team	Motorcycle	Time	Lap Total	Gap	T. Speed
1	96 Jake DIXON	GBR	ELF Marc VDS Racing Team	BOSCOSCURO	1'48.679	17 17		260.8
2	71 Ayumu SASAKI	JPN	RW-Idrofoglia Racing GP	KALEX	1'48.828	2 15	0.149 0.149	259.6
3	28 Izan GUEVARA	SPA	BLU CRU Pramac Yamaha Moto2	BOSCOSCURO	1'48.915	12 14	0.236 0.087	262.1
4	18 Manuel GONZALEZ	SPA	LIQUI MOLY Dynavolt Intact GP	KALEX	1'48.945	17 17	0.266 0.030	258.3
5	14 Tony ARBOLINO	ITA	BLU CRU Pramac Yamaha Moto2	BOSCOSCURO	1'48.969	2 14	0.290 0.024	260.8
6	27 Daniel HOLGADO	SPA	CFMOTO Power Electronics Aspar Team	KALEX	1'48.998	17 19	0.319 0.029	258.9
7	16 Joe ROBERTS	USA	Onlyfans American Racing Team	KALEX	1'49.000	14 17	0.321 0.002	256.5
8	10 Diogo MOREIRA	BRA	Italtrans Racing Team	KALEX	1'49.021	14 16	0.342 0.021	257.1
9	84 Zonta VD GOORBERGH	NED	RW-Idrofoglia Racing GP	KALEX	1'49.047	2 15	0.368 0.026	255.3
10	95 Collin VEIJER	NED	Red Bull KTM Ajo	KALEX	1'49.054	15 15	0.375 0.007	257.7
11	13 Celestino VIETTI	ITA	Beta Tools SpeedRS Team	BOSCOSCURO	1'49.126	14 17	0.447 0.072	262.7
12	17 Daniel MUÑOZ	SPA	Red Bull KTM Ajo	KALEX	1'49.134	14 16	0.455 0.008	255.3
13	4 Ivan ORTOLA	SPA	QJMOTOR - FRINSA - MSI	BOSCOSCURO	1'49.187	3 16	0.508 0.053	261.5
14	75 Albert ARENAS	SPA	ITALJET Gresini Moto2	KALEX	1'49.248	13 16	0.569 0.061	258.9
15	12 Filip SALAC	CZE	ELF Marc VDS Racing Team	BOSCOSCURO	1'49.260	14 16	0.581 0.012	261.5
16	21 Alonso LOPEZ	SPA	Beta Tools SpeedRS Team	BOSCOSCURO	1'49.303	15 16	0.624 0.043	255.9
17	80 David ALONSO	COL	CFMOTO Power Electronics Aspar Team	KALEX	1'49.309	3 16	0.630 0.006	258.3
18	7 Barry BALTUS	BEL	Fantic Racing	KALEX	1'49.395	2 13	0.716 0.086	255.3
19	24 Marcos RAMIREZ	SPA	Onlyfans American Racing Team	KALEX	1'49.538	14 16	0.859 0.143	258.9
20	99 Adrian HUERTAS	SPA	Italtrans Racing Team	KALEX	1'49.701	15 16	1.022 0.163	256.5
21	11 Alex ESCRIG	SPA	KLINT Forward Factory Team	FORWARD	1'49.749	15 16	1.070 0.048	254.7
22	81 Senna AGIUS	AUS	LIQUI MOLY Dynavolt Intact GP	KALEX	1'49.785	16 18	1.106 0.036	258.9
23	64 Mario AJI	INA	Idemitsu Honda Team Asia	KALEX	1'49.840	11 14	1.161 0.055	257.1
24	44 Aron CANET	SPA	Fantic Racing	KALEX	1'49.855	3 9	1.176 0.015	255.3
25	9 Jorge NAVARRO	SPA	KLINT Forward Factory Team	FORWARD	1'49.914	12 14	1.235 0.059	255.9
26	92 Yuki KUNII	JPN	Idemitsu Honda Team Asia	KALEX	1'49.997	2 18	1.318 0.083	257.1
27	15 Darryn BINDER	RSA	ITALJET Gresini Moto2	KALEX	1'50.049	16 17	1.370 0.052	258.9
28	19 Unai ORRADRE	SPA	QJMOTOR - FRINSA - MSI	BOSCOSCURO	1'51.575	2 4	2.896 1.526	257.7

Practice condition: Dry

Air: 29°

Humidity: 60%

Ground: 41°

Fastest Lap:	Lap: 17	Jake DIXON	1'48.679	159 Km/h
Best Race Lap:	2023	Somkiat CHANTRA	1'50.679	156.1 Km/h
All-Time Lap Record:	2025	Jake DIXON	1'48.679	159.0 Km/h

The results are provisional until the end of the limit for protest and appeals.

Time limit for protest expires 60' after publication of the results - Time:

These data/results cannot be reproduced, stored and/or transmitted in whole or in part by any manner of electronic, mechanical, photocopying, recording, broadcasting or otherwise now known or herein after developed without the previous express consent by the copyright owner, except for reproduction in daily press and regular printed publications on sale to the public within 60 days of the event related to those data/results and always provided that copyright symbol appears together as follows below.

© DORNA, 2025

Official MotoGP Timing by

www.motogp.com

Motegi, Friday, September 26, 2025
Katsumi TAKAYA
15:00

TOP SPEED & AVERAGE

MOTUL GRAND PRIX OF JAPAN

PRACTICE



Mobility Resort Motegi 4801 m.

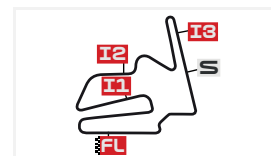
#	Rider	Nation	Motorcycle	Top 5 speeds					Average	Top
13	Celestino VIETTI	ITA	BOSCOSCURO	262.7	261.5	261.5	260.8	260.2	260.9	262.7
28	Izan GUEVARA	SPA	BOSCOSCURO	262.1	260.2	259.6	259.6	258.9	259.9	262.1
4	Ivan ORTOLA	SPA	BOSCOSCURO	261.5	260.2	260.2	259.6	259.6	260.2	261.5
12	Filip SALAC	CZE	BOSCOSCURO	261.5	259.6	258.9	258.3	258.3	259.3	261.5
14	Tony ARBOLINO	ITA	BOSCOSCURO	260.8	259.6	259.6	259.6	258.9	259.7	260.8
96	Jake DIXON	GBR	BOSCOSCURO	260.8	259.6	258.9	258.9	258.3	259.1	260.8
71	Ayumu SASAKI	JPN	KALEX	259.6	258.9	258.9	258.9	257.1	258.7	259.6
15	Darryn BINDER	RSA	KALEX	258.9	258.3	258.3	258.3	257.7	258.3	258.9
24	Marcos RAMIREZ	SPA	KALEX	258.9	258.9	258.9	258.3	256.5	258.3	258.9
27	Daniel HOLGADO	SPA	KALEX	258.9	257.7	257.1	256.5	256.5	257.3	258.9
75	Albert ARENAS	SPA	KALEX	258.9	258.3	258.3	257.7	257.7	258.2	258.9
81	Senna AGIUS	AUS	KALEX	258.9	258.3	257.1	257.1	256.5	257.3	258.9
18	Manuel GONZALEZ	SPA	KALEX	258.3	258.3	258.3	257.7	257.7	258.1	258.3
80	David ALONSO	COL	KALEX	258.3	257.7	257.7	257.1	257.1	257.6	258.3
19	Unai ORRADRE	SPA	BOSCOSCURO	257.7	248.8	248.2	207.2		240.5	257.7
95	Collin VEIJER	NED	KALEX	257.7	257.1	256.5	255.3	255.3	256.2	257.7
10	Diogo MOREIRA	BRA	KALEX	257.1	256.5	256.5	255.9	255.9	256.3	257.1
64	Mario AJI	INA	KALEX	257.1	256.5	255.3	255.3	255.3	255.9	257.1
92	Yuki KUNII	JPN	KALEX	257.1	256.5	255.9	255.9	255.9	256.3	257.1
16	Joe ROBERTS	USA	KALEX	256.5	256.5	255.9	255.3	255.3	255.9	256.5
99	Adrian HUERTAS	SPA	KALEX	256.5	256.5	256.5	255.9	255.3	255.9	256.5
9	Jorge NAVARRO	SPA	FORWARD	255.9	255.3	255.3	254.7	254.7	255.2	255.9
21	Alonso LOPEZ	SPA	BOSCOSCURO	255.9	255.9	255.9	255.3	255.3	255.5	255.9
7	Barry BALTUS	BEL	KALEX	255.3	254.1	254.1	253.5	253.5	254.0	255.3
17	Daniel MUÑOZ	SPA	KALEX	255.3	254.7	254.1	253.5	253.5	254.2	255.3
44	Aron CANET	SPA	KALEX	255.3	255.3	254.7	254.7	254.7	254.9	255.3
84	Zonta VD GOORBERGH	NED	KALEX	255.3	255.3	254.7	254.7	254.1	254.8	255.3
11	Alex ESCRIG	SPA	FORWARD	254.7	254.7	254.1	254.1	254.1	254.3	254.7

These data/results cannot be reproduced, stored and/or transmitted in whole or in part by any manner of electronic, mechanical, photocopying, recording, broadcasting or otherwise now known or herein after developed without the previous express consent by the copyright owner, except for reproduction in daily press and regular printed publications on sale to the public within 60 days of the event related to those data/results and always provided that copyright symbol appears together as follows below.

© DORNA, 2025

Official MotoGP Timing by www.motogp.com

Motegi, Friday, September 26, 2025



Motegi, 4801 m.

CHRONOLOGICAL ANALYSIS OF PERFORMANCES

MOTUL GRAND PRIX OF JAPAN

PRACTICE

* Lap / Sector time cancelled
P Crossing the finish line in pit lane

T1 Time from finish line to 1st intermediate
T2 Time from 1st intermed. to 2nd intermed.

T3 Time from 2nd intermed. to 3rd intermed.
T4 Time from 3rd intermediate to finish line

Lap	Lap Time	T1	T2	T3	T4	Speed	Lap	Lap Time	T1	T2	T3	T4	Speed	
1st	96	Jake DIXON ELF Marc VDS Racing Te GBR						4	1'49.350	28.068	21.126	29.889	30.267	259.6
		Runs=2	Total laps=17	Full laps=14	Valid laps=11		5	1'42.938 P	28.324	21.225	30.237	23.152	258.3	
1	2'43.780	31.655	21.380	29.955	30.450	255.3	6	1'53.540	31.117	21.563	30.267	30.593	257.1	
2	1'49.096	28.183	20.990	29.596	30.327	257.7	7	1'49.944	28.250	21.205	30.049	30.440	258.3	
3	1'50.518	28.056	21.163	29.801	31.498	223.1	8	1'49.808	28.246	21.246	29.986	30.330	258.3	
4	1'49.428	28.099	21.167	29.848	30.314	258.3	9	1'50.085	28.305	21.266	30.119	30.395	258.9	
5	1'49.728 *	28.188	21.193	29.900 *	30.447	257.1	10	1'43.928 P	28.339	21.353	30.377	23.859	257.7	
6	1'52.908	30.092	21.828	30.346	30.642	256.5	11	2'00.392	37.293	21.798	30.616	30.685	258.3	
7	1'49.815	28.161	21.395	29.928	30.331	257.1	12	1'48.915	28.029	21.052	29.709	30.125	260.2	
8	1'49.858	28.208	21.253	30.076	30.321	257.1	13	1'50.103	28.047	21.167	30.211	30.678	251.7	
9	1'49.874	28.276	21.380	29.850	30.368	258.3	14	1'50.116	28.282	21.363	30.132	30.339	262.1	
10	1'57.515 *	31.244	23.700	31.465 *	31.106	252.9								
11	1'42.201 P	28.355	21.269	29.933	22.644	257.7	4th	18	Manuel GONZALEZ LIQUI MOLY Dynavolt SPA					
12	1'52.470	30.741	21.476	29.832	30.421	257.1			Runs=2	Total laps=17	Full laps=14	Valid laps=11		
13	1'48.741	27.964	20.827	29.852	30.098	258.9	1	2'36.505	33.409	23.810	31.438	31.157	254.1	
14	2'01.822	39.469	21.490	30.413	30.450	258.9	2	1'49.539	28.179	21.235	29.813	30.312	255.3	
15	1'48.667 *	27.924 *	20.973	29.610	30.160	260.8	3	1'49.084	28.030	21.039	29.785	30.230	257.7	
16	1'54.464	31.361	22.411	30.465	30.227	257.7	4	1'55.042	28.272	23.769	30.847	32.154	224.0	
17	1'48.679	27.947	20.933	29.688	30.111	259.6	5	1'49.751 *	28.181	21.126	29.952 *	30.492	258.3	
							6	1'56.444 *	28.257	21.135	30.037 *	37.015	196.0	
2nd	71	Ayumu SASAKI RW-Idrofoqlia Racing G JPN						7	1'49.500	28.168	21.156	29.851	30.325	257.7
		Runs=2	Total laps=15	Full laps=12	Valid laps=9		8	1'49.596	28.171	21.171	30.011	30.243	257.1	
1	2'31.436	33.917	22.234	31.223	31.293	245.4	9	1'49.880	28.304	21.283	30.029	30.264	258.3	
2	1'48.828	28.116	20.989	29.606	30.117	257.1	10	1'56.463 *	32.517	21.639	31.080 *	31.227	252.3	
3	1'49.243	27.987	21.084	29.834	30.338	255.3	11	1'42.291 P	28.252	21.308	30.049	22.682	254.7	
4	1'57.238 *	28.181 *	22.660	32.134	34.263	187.8	12	2'05.513	37.462	23.394	31.787	32.870	200.0	
5	1'49.746	28.173	21.230	30.034	30.309	258.9	13	1'59.339	35.829	22.647	30.384	30.479	255.9	
6	1'50.500	28.272	21.534	30.179	30.515	259.6	14	1'49.118	28.104	21.001	29.879	30.134	256.5	
7	1'53.010	28.591	22.726	31.265	30.428	256.5	15	1'49.049	28.031	21.013	29.759	30.246	255.3	
8	1'50.431	28.331	21.403	30.223	30.474	258.9	16	2'00.201	28.033	29.349	31.217	31.602	215.5	
9	1'50.429 *	28.387	21.405	30.091 *	30.546	256.5	17	1'48.945	28.015	21.056	29.763	30.111	258.3	
10	1'49.730 P	30.887	22.567	31.016	25.260	247.1								
11	1'57.433	31.394	21.950	31.958	32.131	223.1	5th	14	Tony ARBOLINO BLU CRU Pramac Yama ITA					
12	1'55.886	33.575	21.610	30.178	30.523	255.9			Runs=3	Total laps=14	Full laps=9	Valid laps=8		
13	1'48.920	27.972	21.031	29.722	30.195	258.9	1	2'44.290	31.307	21.476	30.039	30.338	259.6	
14	1'49.457	28.056	21.189	29.879	30.333	255.9	2	1'48.969	28.046	21.057	29.696	30.170	260.8	
15	1'54.133 *	30.219 *	22.337	30.446	31.131	250.5	3	1'49.279	28.045	21.075	29.791	30.368	259.6	
							4	1'49.736	28.177	21.348	29.940	30.271	259.6	
3rd	28	Izan GUEVARA BLU CRU Pramac Yama SPA						5	1'53.865 P	31.729	22.108	32.154 *	27.874	237.3
		Runs=3	Total laps=14	Full laps=9	Valid laps=9		6	1'53.930	31.054	21.770	30.390	30.716	258.3	
1	3'01.745 *	31.575	21.782	30.275 *	30.739	258.3	7	1'50.043	28.457	21.280	30.010	30.296	258.3	
2	1'49.154	28.028	21.042	29.875	30.209	258.9	8	1'50.006	28.247	21.237	30.070	30.452	257.1	
3	1'49.952	27.978	21.294	30.113	30.567	259.6	9	1'50.241	28.346	21.265	30.178	30.452	257.1	

Fastest Lap: Jake DIXON GBR ELF Marc VDS Racing Team **1'48.679** 27.947 20.933 29.688 30.111

These data/results cannot be reproduced, stored and/or transmitted in whole or in part by any manner of electronic, mechanical, photocopying, recording, broadcasting or otherwise now known or herein after developed without the previous express consent by the copyright owner, except for reproduction in daily press and regular printed publications on sale to the public within 60 days of the event related to those data/results and always provided that copyright symbol appears together as follows below.

© DORNA, 2025

Official MotoGP Timing by

www.motogp.com

Motegi, Friday, September 26, 2025

Practice

Moto2™

Lap	Lap Time	T1	T2	T3	T4	Speed
10	1'50.241	28.327	21.290	30.121	30.503	257.1
11	1'45.769 P	29.104	22.256	31.091	23.318	252.3
12	2'01.958	37.060	22.377	31.786	30.735	255.3
13	2'03.067	28.081	21.099	34.718	39.169	232.7
14	1'49.524 *	28.080	21.200	29.959 *	30.285	258.9

Lap	Lap Time	T1	T2	T3	T4	Speed
6	1'50.022	28.344	21.254	30.049	30.375	253.5
7	1'50.066	28.309	21.461	29.977	30.319	252.3
8	1'55.892	28.344	24.696	32.024	30.828	255.9
9	1'50.334	28.489	21.296	30.054	30.495	254.7
10	1'50.498	28.484	21.279	30.056	30.679	252.3

6th		27 Daniel HOLGADO		CFMOTO Power Electro SPA		
		Runs=2	Total laps=19	Full laps=16	Valid laps=14	
1	2'15.272	31.434	21.967	30.272	30.546	254.7
2	1'49.983	28.252	21.277	30.036	30.418	255.3
3	1'49.685	28.136	21.417	29.854	30.278	255.9
4	1'49.641	28.135	21.279	29.987	30.240	256.5
5	1'50.868	28.270	21.421	30.149	31.028	258.9
6	1'50.183	28.161	21.787	30.048	30.187	255.3
7	1'49.921	28.186	21.373	30.034	30.328	255.3
8	1'50.041	28.215	21.389	30.110	30.327	255.3
9	1'50.090	28.247	21.353	30.140	30.350	255.3
10	1'50.242	28.275	21.412	30.120	30.435	255.3
11	1'55.825	28.352	21.390	31.480	34.603	156.2
12	1'46.911 P	28.476	22.139	31.249	25.047	241.0
13	1'55.291	32.978	21.779	30.217	30.317	255.9
14	1'51.766 *	28.149 *	22.370	30.794	30.453	254.7
15	1'49.037	28.103	21.110	29.812	30.012	257.1
16	1'49.376	28.038	21.128	30.083	30.127	255.9
17	1'48.998	27.996	21.171	29.815	30.016	257.7
18	1'53.403 *	30.201 *	22.178	30.450	30.574	254.1
19	1'49.551	28.152	21.357	29.879	30.163	256.5

11th		84 Zonta VD GOORBERGH		RW-Idrofoglia Racing G NED		
		Runs=2	Total laps=15	Full laps=12	Valid laps=12	
6	1'46.492 P	28.906	22.732	31.176	23.678	250.0
12	2'02.578 *	31.831	21.792	32.439	36.516 *	207.6
13	1'55.701	33.880	21.291	29.852	30.678	256.5
14	1'49.021	28.088	20.980	29.765	30.188	256.5
15	1'54.474	28.126	21.511	30.061	34.776	236.8
16	1'55.310 *	32.332	21.467	30.653 *	30.858	255.9

9th		84 Zonta VD GOORBERGH		RW-Idrofoglia Racing G NED		
		Runs=2	Total laps=15	Full laps=12	Valid laps=12	
1	2'30.863	32.892	21.891	30.595	30.788	252.9
2	1'49.047	28.037	21.085	29.584	30.341	252.9
3	1'50.244	28.032	21.088	29.942	31.182	232.2
4	1'57.203	28.080	22.484	31.976	34.663	183.3
5	1'50.412	28.357	21.456	30.055	30.544	254.7
6	1'50.502	28.288	21.235	30.216	30.763	234.7
7	1'52.058	28.286	21.435	31.690	30.647	250.0
8	1'50.429	28.384	21.383	30.134	30.528	255.3
9	1'50.472	28.370	21.431	30.044	30.627	254.7
10	1'49.742 P	30.771	21.868	32.102	25.001	252.3
11	1'59.605	33.785	22.317	32.460	31.043	252.9
12	1'54.415	28.336	21.837	30.283	33.959	193.5
13	1'49.393	28.173	21.001	29.880	30.339	254.1
14	1'58.455	28.176	24.664	33.612	32.003	226.4
15	1'49.401	28.121	21.132	29.841	30.307	255.3

7th		16 Joe ROBERTS		Onlyfans American Raci USA		
		Runs=3	Total laps=17	Full laps=12	Valid laps=9	
1	2'36.929	34.412	23.498	31.525	31.326	256.5
2	1'52.519	28.878	21.485	31.249	30.907	254.1
3	1'50.682	28.527	21.330	30.257	30.568	254.7
4	1'50.625	28.433	21.353	30.184	30.655	254.7
5	1'50.806 *	28.349	21.357	30.435 *	30.665	255.3
6	1'43.166 P	28.438	21.352	30.181	23.195	255.3
7	1'58.362	35.811	21.794	30.229	30.528	252.3
8	1'49.417	28.145	21.095	29.873	30.304	254.7
9	1'49.928	28.125	21.169	29.803	30.831	253.5
10	1'49.544	28.127	21.178	29.918	30.321	252.9
11	1'42.621 P	28.212	21.247	29.899	23.263	253.5
12	1'53.123	31.205	21.662	29.900	30.356	255.9
13	1'49.147 *	28.043 *	21.151	29.804	30.149	256.5
14	1'49.000	28.021	20.929	29.855	30.195	254.1
15	1'49.164	28.056	21.083	29.734	30.291	253.5
16	1'53.355	28.052	21.472	33.257	30.574	253.5
17	1'51.277 *	28.541 *	21.525	30.364	30.847	254.7

10th		95 Collin VEIJER		Red Bull KTM Ajo NED		
		Runs=3	Total laps=15	Full laps=10	Valid laps=8	
1	2'57.505	31.776	21.870	30.712	31.113	251.7
2	1'50.810	28.347	21.501	30.118	30.844	253.5
3	1'50.214	28.368	21.371	30.039	30.436	253.5
4	1'49.929	28.240	21.330	29.965	30.394	254.7
5	1'45.940 P	28.252	21.371	32.432 *	23.885	255.3
6	2'00.011	34.370	24.197	30.609	30.835	251.7
7	1'50.293 *	28.375 *	21.407	30.057	30.454	255.3
8	1'49.346	28.078	21.103	29.942	30.223	256.5
9	1'51.123	28.226	21.800	30.550	30.547	255.3
10	1'49.578	28.136	21.212	29.928	30.302	254.7
11	1'43.737 P	29.077	21.243	30.766	22.651	254.7
12	1'57.741	32.129	22.374	31.731	31.507	244.8
13	1'55.886	31.227	21.624	32.150	30.885	242.1
14	1'54.731 *	29.555 *	23.481	31.082	30.613	257.7
15	1'49.054	28.013	21.106	29.761	30.174	257.1

8th		10 Diogo MOREIRA		Italtrans Racing Team BRA		
		Runs=2	Total laps=16	Full laps=13	Valid laps=12	
1	2'36.992	32.968	23.585	31.583	31.175	255.3
2	1'49.432	28.308	21.019	29.766	30.339	255.9
3	1'49.261	28.105	21.022	29.780	30.354	257.1
4	1'49.980	28.210	21.295	30.114	30.361	255.3
5	1'49.929	28.250	21.167	29.933	30.579	254.7

11th		13 Celestino VIETTI		Beta Tools SpeedRS Tea ITA		
		Runs=3	Total laps=17	Full laps=12	Valid laps=12	
1	2'47.644	31.586	22.015	30.445	30.922	257.1
2	1'50.727	28.639	21.455	30.019	30.614	260.2
3	1'50.632	28.377	21.497	30.183	30.575	258.3
4	1'50.582	28.413	21.456	30.058	30.655	258.9
5	1'45.105 P	28.406	21.481	31.962 *	23.256	257.1

Fastest Lap: Jake DIXON	GBR	ELF Marc VDS Racing Team	1'48.679	27.947	20.933	29.688	30.111
--------------------------------	-----	--------------------------	-----------------	--------	--------	--------	--------

These data/results cannot be reproduced, stored and/or transmitted in whole or in part by any manner of electronic, mechanical, photocopying, recording, broadcasting or otherwise now known or herein after developed without the previous express consent by the copyright owner, except for reproduction in daily press and regular printed publications on sale to the public within 60 days of the event related to those data/results and always provided that copyright symbol appears together as follows below.

© DORNA, 2025

Official MotoGP Timing by TISSOT
www.motogp.com

Motegi, Friday, September 26, 2025



Practice

Moto2™

Lap	Lap Time	T1	T2	T3	T4	Speed	Lap	Lap Time	T1	T2	T3	T4	Speed
6	1'56.288	34.126	21.550	30.137	30.475	256.5	3	1'50.043	28.162	21.083	30.349	30.449	258.3
7	1'49.724	28.320	21.274	29.821	30.309	260.8	4	1'49.801	28.206	21.280	29.946	30.369	257.7
8	1'49.708	28.191	21.104	29.931	30.482	257.7	5	1'51.746	28.215	21.412	30.313	31.806	233.7
9	1'54.474	28.477	24.622	30.430	30.945	257.1	6	1'55.839 P	28.169	28.903	34.897	23.870	254.1
10	1'49.968	28.272	21.221	30.041	30.434	257.7	7	1'54.680	32.043	21.643	30.375	30.619	255.3
11	1'42.568 P	28.284	21.280	29.956	23.048	258.3	8	1'50.392	28.553	21.313	30.159	30.367	257.7
12	1'52.748	31.284	21.298	29.899	30.267	260.2	9	1'50.415	28.320	21.375	30.200	30.520	257.1
13	1'49.345	28.067	21.105	29.910	30.263	261.5	10	1'44.687 P	28.415	21.335	30.700	24.237	250.5
14	1'49.126	28.070	21.055	29.814	30.187	260.2	11	2'06.906	38.692	23.384	31.882	32.948	200.0
15	2'00.376	35.291	24.470	30.032	30.583	260.2	12	1'55.355	28.216	21.139	30.018	35.982	244.8
16	1'49.572	28.166	21.145	29.861	30.400	261.5	13	1'49.248	28.204	21.005	29.961	30.078	258.9
17	1'49.505	28.148	21.120	29.858	30.379	262.7	14	1'54.273	28.172	21.084	33.091	31.926	230.7
							15	1'52.305	28.306	21.187	32.139	30.673	256.5
							16	1'50.230	28.279	21.379	30.197	30.375	258.3

12th **17** **Daniel MUÑOZ** Red Bull KTM Ajo SPA
Runs=3 Total laps=16 Full laps=11 Valid laps=9

1	1'59.110	36.823	22.145	30.613	31.054	250.0
2	1'50.704	28.495	21.325	30.158	30.726	251.7
3	1'50.603	28.403	21.425	30.086	30.689	252.3
4	1'52.389	28.371	21.588	31.089	31.341	250.0
5	1'43.532 P	28.546	21.339	30.285 *	23.362	252.3
6	1'54.420	31.755	21.811	30.038	30.816	249.4
7	1'49.565	28.228	21.210	29.904	30.223	254.1
8	1'50.670 *	28.084	21.137	30.909 *	30.540	253.5
9	1'50.751	28.233	21.290	30.619	30.609	252.3
10	1'50.008	28.198	21.301	30.004	30.505	251.1
11	1'42.730 P	28.292	21.212	30.123	23.103	252.9
12	1'56.250	33.886	21.719	30.129	30.516	252.3
13	1'53.233 *	29.605 *	22.128	30.375	31.125	255.3
14	1'49.134	28.043	21.046	29.725	30.320	253.5
15	1'49.398	28.068	21.180	29.857	30.293	254.7
16	1'54.292	29.717	21.562	31.551	31.462	250.5

13th **4** **Ivan ORTOLA** QJMOTOR - FRINSA - SPA
Runs=2 Total laps=16 Full laps=13 Valid laps=10

1	2'37.373	32.674	23.704	31.670	31.283	258.9
2	1'49.499	28.246	21.186	29.851	30.216	260.2
3	1'49.187	28.102	21.103	29.824	30.158	259.6
4	1'50.173	28.110	21.405	29.991	30.667	259.6
5	1'50.043	28.235	21.388	30.011	30.409	258.3
6	1'50.640	28.316	21.605	30.134	30.585	255.9
7	1'50.411	28.321	21.487	30.231	30.372	257.7
8	1'50.868 *	28.442 *	21.460	30.330	30.636	257.1
9	2'00.114	28.463	29.924	30.763	30.964	257.1
10	2'21.741 P	1'00.784	24.015	31.676 *	25.266	256.5
11	2'11.079	42.577	23.359	31.869	33.274	193.8
12	1'58.939	35.776	22.196	30.411	30.556	261.5
13	1'49.303	28.152	21.274	29.784	30.093	260.2
14	1'49.280	28.120	21.140	29.758	30.262	258.9
15	1'50.977 *	28.186 *	22.011	30.157	30.623	257.7
16	1'59.611 *	28.612 *	21.549	30.260	39.190	257.7

14th **75** **Albert ARENAS** ITALJET Gresini Moto2 SPA
Runs=3 Total laps=16 Full laps=11 Valid laps=11

1	2'34.347	39.107	22.927	31.262	31.267	248.8
2	1'50.046	28.435	21.206	30.019	30.386	256.5

15th **12** **Filip SALAC** ELF Marc VDS Racing Te CZE
Runs=3 Total laps=16 Full laps=11 Valid laps=9

1	2'45.622	31.982	21.574	30.295	30.561	257.7
2	1'54.051	30.156	21.524	29.897	32.474	258.3
3	1'50.886	28.012	21.300	29.926	31.648	257.7
4	1'49.679	28.065	21.238	29.967	30.409	258.3
5	1'50.794 *	28.267	21.525	30.507 *	30.495	257.7
6	1'47.577 P	28.133	24.276	31.389	23.779	255.9
7	1'57.352	34.129	21.975	30.462	30.786	254.7
8	1'52.456	28.424	21.782	30.431	31.819	222.6
9	1'49.729 *	28.199	21.296	29.938 *	30.296	257.1
10	1'50.109	28.148	21.410	30.033	30.518	257.7
11	1'48.520 P	28.288	24.105	31.594	24.533	252.3
12	2'13.621	34.154	21.754	34.459	43.254	157.8
13	1'54.105	28.389	21.366	30.532	33.818	175.6
14	1'49.260	28.085	21.188	29.808	30.179	259.6
15	1'51.977	28.146	22.506	30.543	30.782	258.9
16	1'59.875	28.137	21.066	30.244	40.428	261.5

16th **21** **Alonso LOPEZ** Beta Tools SpeedRS Tea SPA
Runs=3 Total laps=16 Full laps=11 Valid laps=10

1	2'09.928	32.256	22.163	30.558	30.903	253.5
2	1'50.974	28.644	21.487	30.102	30.741	254.1
3	1'52.538	29.945	21.917	30.011	30.665	255.3
4	1'50.377	28.351	21.443	30.119	30.464	255.9
5	1'50.385	28.356	21.456	30.038	30.535	255.3
6	1'52.243	28.925	22.527	30.113	30.678	252.9
7	1'50.676	28.305	21.275	30.274	30.822	255.3
8	1'48.932 P	29.018	22.692	31.600	25.622	206.5
9	1'55.656	32.353	22.270	30.293	30.740	255.3
10	1'49.584	28.101	21.300	29.840	30.343	255.3
11	1'49.806	28.171	21.076	30.089	30.470	255.9
12	1'50.207	28.346	21.154	30.189	30.518	255.3
13	1'47.961 P	29.060	23.317	31.563	24.021	254.7
14	1'56.085	33.280	21.649	30.466	30.690	252.9
15	1'49.303	28.120	21.065	29.823	30.295	255.9
16	1'57.908 *	29.779 *	23.246	31.912	32.971	220.8

Fastest Lap: Jake DIXON GBR ELF Marc VDS Racing Team **1'48.679** 27.947 20.933 29.688 30.111

These data/results cannot be reproduced, stored and/or transmitted in whole or in part by any manner of electronic, mechanical, photocopying, recording, broadcasting or otherwise now known or herein after developed without the previous express consent by the copyright owner, except for reproduction in daily press and regular printed publications on sale to the public within 60 days of the event related to those data/results and always provided that copyright symbol appears together as follows below.

© DORNA, 2025

Official MotoGP Timing by  TISSOT

www.motogp.com

Motegi, Friday, September 26, 2025

Page 3 of 5



Practice

Moto2™

Lap	Lap Time	T1	T2	T3	T4	Speed
17th	80	David ALONSO		CFMOTO Power Electro COL		
		Runs=3	Total laps=16	Full laps=11	Valid laps=10	
1	2'00.417	38.434	22.095	30.852	31.816	223.6
2	1'49.420	28.154	21.059	29.825	30.382	257.7
3	1'49.309	28.140	21.080	29.788	30.301	255.3
4	1'49.322	28.073	21.175	29.838	30.236	255.3
5	1'50.017	28.157	21.190	30.159	30.511	255.9
6	1'50.919	28.209	21.395	30.769	30.546	255.3
7	1'46.177 P	28.456	21.862	31.613	24.246	252.9
8	1'56.495	34.215	21.413	30.448	30.419	257.1
9	1'49.634	28.179	21.225	29.961	30.269	256.5
10	1'50.114	28.177	21.280	30.193	30.464	255.9
11	1'44.682 P	28.337	21.383	30.841	24.121	252.9
12	1'54.645	32.657	21.574	30.089	30.325	257.1
13	1'49.595 *	28.303 *	21.213	29.855	30.224	258.3
14	1'49.341	28.055	21.206	29.851	30.229	256.5
15	1'49.676	28.093	21.299	29.949	30.335	256.5
16	1'49.557	28.119	21.198	29.970	30.270	257.7

Lap	Lap Time	T1	T2	T3	T4	Speed
18th	7	Barry BALTUS		Fantic Racing BEL		
		Runs=2	Total laps=13	Full laps=10	Valid laps=9	
1	2'01.077	32.438	22.307	31.186	31.773	226.4
2	1'49.395	28.140	21.000	29.985	30.270	254.1
3	1'50.055	28.103	21.207	30.138	30.607	255.3
4	1'50.603	28.345	21.611	30.109	30.538	252.9
5	1'50.246 *	28.147 *	21.302	30.223	30.574	253.5
6	1'50.183	28.194	21.277	30.195	30.517	253.5
7	1'50.111	28.138	21.322	30.145	30.506	252.9
8	1'52.264	29.881	21.417	30.395	30.571	252.3
9	1'50.301	28.281	21.333	30.123	30.564	254.1
10	1'50.467	28.307	21.347	30.352	30.461	253.5
11	1'53.259	28.470	23.877	30.240	30.672	252.3
12	1'44.833 P	28.510 *	21.426	31.001 *	23.896	247.1
13	2'14.958	37.940	21.926	35.036	40.056	190.1

Lap	Lap Time	T1	T2	T3	T4	Speed
19th	24	Marcos RAMIREZ		Onlyfans American Raci SPA		
		Runs=3	Total laps=16	Full laps=11	Valid laps=9	
1	2'37.856	35.351	23.854	32.672	31.501	246.0
2	1'51.891	28.613	22.387	30.207	30.684	258.9
3	1'50.658	28.419	21.345	30.260	30.634	258.9
4	1'50.989	28.399	21.332	30.155	31.103	246.5
5	1'50.397 *	28.362	21.262	30.298 *	30.475	258.9
6	1'44.597 P	28.501	21.823	30.889	23.384	253.5
7	1'56.214 *	32.748	21.889	30.544 *	31.033	251.7
8	1'50.106	28.334	21.217	29.980	30.575	256.5
9	1'50.002	28.233	21.271	29.932	30.566	254.7
10	1'56.673	33.659	21.431	30.038	31.545	255.9
11	1'45.018 P	28.403	21.363	30.623	24.629	240.5
12	1'55.101	32.786	21.563	30.014	30.738	255.9
13	1'53.013 *	29.184 *	22.291	30.399	31.139	255.3
14	1'49.538	28.188	21.140	29.843	30.367	255.3
15	1'53.877	31.329	21.176	30.165	31.207	242.6
16	1'49.624	28.153	21.067	29.990	30.414	258.3

Lap	Lap Time	T1	T2	T3	T4	Speed
20th	99	Adrian HUERTAS		Italtrans Racing Team SPA		
		Runs=2	Total laps=16	Full laps=13	Valid laps=12	
1	2'31.905	34.535	22.217	30.378	31.113	248.2
2	1'52.972	28.520	21.460	32.553	30.439	253.5
3	1'50.121	28.382	21.296	29.969	30.474	256.5
4	1'51.121	28.313	21.753	30.309	30.746	251.1
5	1'50.998	28.557	21.449	30.509	30.483	255.3
6	1'50.757	28.465	21.501	30.180	30.611	255.9
7	1'50.775	28.504	21.494	30.130	30.647	254.7
8	1'50.890	28.475	21.427	30.295	30.693	254.1
9	1'52.928	30.691	21.448	30.199	30.590	256.5
10	1'50.780	28.455	21.552	30.200	30.573	255.3
11	1'53.946	28.542	21.675	31.913	31.816	223.6
12	1'47.604 P	28.581	24.454	30.826	23.743	252.3
13	2'03.074	34.486	25.185	32.035	31.368	255.3
14	1'55.518 *	28.394 *	25.120	30.812 *	31.192	236.8
15	1'49.701	28.221	21.236	30.015	30.229	256.5
16	1'50.750	28.210	21.319	29.998	31.223	210.5

Lap	Lap Time	T1	T2	T3	T4	Speed
21st	11	Alex ESCRIG		KLINT Forward Factory SPA		
		Runs=3	Total laps=16	Full laps=11	Valid laps=9	
1	2'10.481	34.538	22.310	30.803	30.891	252.9
2	1'50.909	28.606	21.364	30.248	30.691	253.5
3	1'52.471	29.832	21.718	30.334	30.587	253.5
4	1'50.471	28.413	21.446	30.123	30.489	254.1
5	1'51.539	28.389	21.322	30.250	31.578	253.5
6	1'55.935	28.392	22.745	31.379	33.419	234.2
7	1'44.432 P	28.422	21.378	30.371	24.261	254.1
8	1'59.980	31.091	21.625	34.140	33.124	249.4
9	1'51.103	28.701	21.525	30.361	30.516	254.1
10	1'50.361	28.378	21.301	30.193	30.489	253.5
11	1'50.740	28.404	21.377	30.296	30.663	254.7
12	1'53.545 P	30.769	23.618	33.871	25.287	244.8
13	2'15.497	46.683	23.546	33.039	32.229	234.7
14	1'54.913 *	28.438 *	21.271	33.117	32.087	250.0
15	1'49.749	28.251	21.119	30.008	30.371	254.7
16	1'56.051 *	29.252 *	23.470	31.113	32.216	231.7

Lap	Lap Time	T1	T2	T3	T4	Speed
22nd	81	Senna AGIUS		LIQUI MOLY Dynavolt AUS		
		Runs=2	Total laps=18	Full laps=15	Valid laps=14	
1	2'20.518	31.397	21.722	30.272	30.757	254.7
2	1'51.254 *	29.352	21.434	30.038 *	30.430	255.9
3	1'49.909	28.251	21.354	29.927	30.377	255.3
4	1'49.896	28.187	21.429	29.939	30.341	254.7
5	1'50.061	28.187	21.326	30.162	30.386	256.5
6	1'49.823	28.198	21.262	30.013	30.350	255.9
7	1'50.064	28.165	21.419	30.130	30.350	255.3
8	1'50.412	28.318	21.359	30.106	30.629	254.1
9	1'50.660	28.392	21.449	30.190	30.629	256.5
10	1'50.628	28.400	21.408	30.345	30.475	256.5
11	1'50.509	28.340	21.369	30.265	30.535	255.9
12	1'47.236 P	30.338	21.847	30.875	24.176	254.1
13	1'59.752	31.346	23.212	31.773	33.421	174.7
14	1'52.115	28.692	21.712	30.194	31.517	248.8

Fastest Lap: Jake DIXON GBR ELF Marc VDS Racing Team **1'48.679** 27.947 20.933 29.688 30.111

These data/results cannot be reproduced, stored and/or transmitted in whole or in part by any manner of electronic, mechanical, photocopying, recording, broadcasting or otherwise now known or herein after developed without the previous express consent by the copyright owner, except for reproduction in daily press and regular printed publications on sale to the public within 60 days of the event related to those data/results and always provided that copyright symbol appears together as follows below.

© DORNA, 2025

Official MotoGP Timing by TISSOT

www.motogp.com

Motegi, Friday, September 26, 2025



Practice

Moto2™

Lap	Lap Time	T1	T2	T3	T4	Speed	Lap	Lap Time	T1	T2	T3	T4	Speed
15	1'59.403	36.830	21.523	30.687	30.363	258.3	2	1'49.997	28.330	21.231	29.971	30.465	255.3
16	1'49.785	28.226	21.378	29.937	30.244	257.1	3	1'50.369	28.325	21.434	29.970	30.640	255.3
17	1'50.057	28.244	21.239	30.128	30.446	257.1	4	1'50.329	28.260	21.356	30.130	30.583	254.1
18	1'50.335	28.326	21.270	30.238	30.501	258.9	5	1'50.218	28.306	21.319	30.050	30.543	255.9
23rd 64 Mario AJI Idemitsu Honda Team INA Runs=2 Total laps=14 Full laps=11 Valid laps=10							6	1'53.022	29.039	22.607	30.546	30.830	253.5
1	2'47.999	31.998	22.023	30.312	30.995	254.7	7	1'51.343 *	28.520	21.554	30.347 *	30.922	252.9
2	1'50.733	28.684	21.312	29.989	30.748	256.5	8	1'45.533 P	28.609 *	21.453	30.436	25.035	253.5
3	1'50.522	28.164	21.448	30.253	30.657	255.3	9	1'56.598	33.301	21.910	30.357	31.030	253.5
4	1'50.602	28.368	21.370	30.133	30.731	255.3	10	1'51.104 *	28.659	21.424	30.267 *	30.754	254.1
5	1'51.672 *	28.369	21.384	31.182 *	30.737	254.1	11	1'51.055	28.564	21.533	30.188	30.770	253.5
6	1'55.277	28.368	22.049	33.668	31.192	253.5	12	1'48.530 P	30.472	23.772	30.158	24.128	253.5
7	1'50.560	28.361	21.408	30.144	30.647	253.5	13	1'57.762	32.126	22.249	31.872	31.515	244.8
8	1'55.540 P	28.394 *	26.284	31.780	29.082	248.8	14	1'54.016	31.178	21.622	30.735	30.481	255.3
9	2'24.437	44.968	29.698	35.852	33.919	177.3	15	1'52.830 *	28.684 *	22.568	30.321	31.257	256.5
10	1'58.756	29.403	24.426	33.782	31.145	255.3	16	1'50.552	28.304	21.282	30.412	30.554	255.9
11	1'49.840	28.209	21.217	29.934	30.480	257.1	17	1'50.469	28.482	21.313	30.099	30.575	255.9
12	2'05.465	38.674	22.810	31.986	31.995	218.1	18	1'50.783	28.421	21.482	30.162	30.718	257.1
13	1'50.357	28.236	21.378	30.042	30.701	253.5	27th 15 Darryn BINDER ITALJET Gresini Moto2 RSA Runs=2 Total laps=17 Full laps=14 Valid laps=11						
14	1'51.159	28.506	21.400	30.449	30.804	253.5	1	2'26.348	32.339	22.338	32.284	31.667	251.1
24th 44 Aron CANET Fantic Racing SPA Runs=1 Total laps=9 Full laps=8 Valid laps=8							2	1'51.394	28.870	21.545	30.219	30.760	254.1
1	2'38.759	31.872	21.678	30.958	30.886	255.3	3	1'54.380	31.786	21.510	30.220	30.864	255.9
2	1'50.012	28.242	21.219	29.958	30.593	254.1	4	1'55.611 *	28.521	21.796	30.390 *	34.904	254.1
3	1'49.855	28.204	21.279	29.940	30.432	254.7	5	1'52.130	28.869	21.531	31.014	30.716	257.7
4	1'50.475	28.445	21.368	30.112	30.550	254.7	6	1'51.352 *	28.641	21.551	30.502 *	30.658	256.5
5	1'50.132	28.318	21.204	30.112	30.498	254.7	7	1'51.406	28.663	21.626	30.330	30.787	257.1
6	1'50.286	28.353	21.391	30.102	30.440	255.3	8	1'51.101 *	28.598 *	21.568	30.369	30.566	257.1
7	1'50.307	28.286	21.489	29.990	30.542	254.7	9	1'51.039	28.631	21.444	30.276	30.688	257.1
8	1'50.360	28.369	21.371	30.109	30.511	254.7	10	1'51.532	28.637	21.480	30.555	30.860	254.7
9	1'50.522	28.432	21.383	30.106	30.601	253.5	11	1'54.448 P	32.436	21.911	33.199 *	26.902	197.0
unfinished	28.433	21.384	28th 19 Unai ORRADRE QJMOTOR - FRINSA - SPA Runs=1 Total laps=4 Full laps=3 Valid laps=2										
25th 9 Jorge NAVARRO KLINT Forward Factory SPA Runs=3 Total laps=14 Full laps=9 Valid laps=6							1	2'26.777	34.119	22.481	31.200	35.572	207.2
1	2'11.389	32.607	22.744	30.831	31.098	253.5	2	1'51.575	28.833	21.535	30.337	30.870	257.7
2	1'50.495 *	28.453	21.442	30.060 *	30.540	254.1	3	1'52.005 *	28.859	21.512	30.531 *	31.103	248.8
3	1'50.369	28.470	21.329	29.994	30.576	253.5	4	1'54.481	29.121	21.466	31.692	32.202	248.2
4	1'53.134	28.448	21.428	30.141	33.117	195.6	unfinished	28.403	21.338				
5	1'50.556 *	28.382	21.313	30.198 *	30.663	255.3	26th 92 Yuki KUNII Idemitsu Honda Team JPN Runs=3 Total laps=18 Full laps=13 Valid laps=10						
6	1'46.595 P	28.883	22.318	31.632	23.762	251.1	1	2'01.435	32.369	21.918	30.467	31.160	244.8
7	1'58.018	35.297	21.643	30.414	30.664	254.7							
8	1'50.612	28.626	21.334	30.109	30.543	255.3							
9	1'50.450	28.398	21.253	30.251	30.548	254.7							
10	1'45.006 P	28.514	21.446	30.246	24.800	254.1							
11	2'15.349	51.068	21.385	31.131	31.765	242.6							
12	1'49.914	28.295	21.132	30.128	30.359	253.5							
13	1'55.142	28.246	24.087	32.289	30.520	255.9							
14	1'53.998 *	28.877 *	23.029	30.975	31.117	243.7							

Fastest Lap: Jake DIXON GBR ELF Marc VDS Racing Team **1'48.679** 27.947 20.933 29.688 30.111

These data/results cannot be reproduced, stored and/or transmitted in whole or in part by any manner of electronic, mechanical, photocopying, recording, broadcasting or otherwise now known or herein after developed without the previous express consent by the copyright owner, except for reproduction in daily press and regular printed publications on sale to the public within 60 days of the event related to those data/results and always provided that copyright symbol appears together as follows below.

© DORNA, 2025

Official MotoGP Timing by  TISSOT

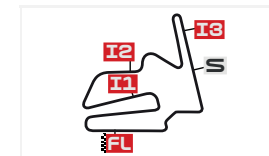
www.motogp.com

Motegi, Friday, September 26, 2025

Page 5 of 5

BEST PARTIAL TIMES

MOTUL GRAND PRIX OF JAPAN PRACTICE



Mobility Resort Motegi 4801 m.

IT Ideal Lap Time, sum of the best partial times

BT Best Lap Time

Pos	T1		T2		T3		T4		Pos	IT		BT
	Rider	Time	Rider	Time	Rider	Time	Rider	Time		Rider	Time	
1	J.DIXON	27.947	J.DIXON	20.827	Z.VD GOORBER	29.584	D.HOLGADO	30.012	1	J.DIXON	1'48.468	1'48.679 (1)
2	A.SASAKI	27.972	J.ROBERTS	20.929	J.DIXON	29.596	A.ARENAS	30.078	2	A.SASAKI	1'48.684	1'48.828 (2)
3	I.GUEVARA	27.978	D.MOREIRA	20.980	A.SASAKI	29.606	I.ORTOLA	30.093	3	J.ROBERTS	1'48.833	1'49.000 (7)
4	D.HOLGADO	27.996	A.SASAKI	20.989	T.ARBOLINO	29.696	J.DIXON	30.098	4	I.GUEVARA	1'48.854	1'48.915 (3)
5	F.SALAC	28.012	B.BALTUS	21.000	I.GUEVARA	29.709	M.GONZALEZ	30.111	5	M.GONZALEZ	1'48.886	1'48.945 (4)
6	C.VEIJER	28.013	M.GONZALEZ	21.001	D.MUÑOZ	29.725	A.SASAKI	30.117	6	Z.VD GOORBERGH	1'48.924	1'49.047 (9)
7	M.GONZALEZ	28.015	Z.VD GOORBER	21.001	J.ROBERTS	29.734	I.GUEVARA	30.125	7	D.HOLGADO	1'48.930	1'48.998 (6)
8	J.ROBERTS	28.021	A.ARENAS	21.005	I.ORTOLA	29.758	J.ROBERTS	30.149	8	T.ARBOLINO	1'48.968	1'48.969 (5)
9	Z.VD GOORBER	28.032	I.GUEVARA	21.042	M.GONZALEZ	29.759	T.ARBOLINO	30.170	9	D.MOREIRA	1'49.021	1'49.021 (8)
10	D.MUÑOZ	28.043	D.MUÑOZ	21.046	C.VEIJER	29.761	C.VEIJER	30.174	10	D.MUÑOZ	1'49.037	1'49.134 (12)
11	T.ARBOLINO	28.045	C.VIETTI	21.055	D.MOREIRA	29.765	F.SALAC	30.179	11	C.VEIJER	1'49.051	1'49.054 (10)
12	D.ALONSO	28.055	T.ARBOLINO	21.057	D.ALONSO	29.788	C.VIETTI	30.187	12	I.ORTOLA	1'49.056	1'49.187 (13)
13	C.VIETTI	28.067	D.ALONSO	21.059	F.SALAC	29.808	D.MOREIRA	30.188	13	F.SALAC	1'49.065	1'49.260 (15)
14	D.MOREIRA	28.088	A.LOPEZ	21.065	D.HOLGADO	29.812	D.MUÑOZ	30.223	14	C.VIETTI	1'49.123	1'49.126 (11)
15	A.LOPEZ	28.101	F.SALAC	21.066	C.VIETTI	29.814	D.ALONSO	30.224	15	D.ALONSO	1'49.126	1'49.309 (17)
16	I.ORTOLA	28.102	M.RAMIREZ	21.067	A.LOPEZ	29.823	A.HUERTAS	30.229	16	A.ARENAS	1'49.191	1'49.248 (14)
17	B.BALTUS	28.103	I.ORTOLA	21.103	M.RAMIREZ	29.843	S.AGIUS	30.244	17	A.LOPEZ	1'49.284	1'49.303 (16)
18	M.RAMIREZ	28.153	C.VEIJER	21.103	S.AGIUS	29.927	B.BALTUS	30.270	18	B.BALTUS	1'49.358	1'49.395 (18)
19	A.ARENAS	28.162	D.HOLGADO	21.110	M.AJI	29.934	A.LOPEZ	30.295	19	M.RAMIREZ	1'49.430	1'49.538 (19)
20	M.AJI	28.164	A.ESCRIG	21.119	A.CANET	29.940	Z.VD GOORBER	30.307	20	S.AGIUS	1'49.575	1'49.785 (22)
21	S.AGIUS	28.165	J.NAVARRO	21.132	A.ARENAS	29.946	J.NAVARRO	30.359	21	A.HUERTAS	1'49.644	1'49.701 (20)
22	A.CANET	28.204	A.CANET	21.204	A.HUERTAS	29.969	D.BINDER	30.359	22	J.NAVARRO	1'49.731	1'49.914 (25)
23	A.HUERTAS	28.210	D.BINDER	21.211	Y.KUNII	29.970	M.RAMIREZ	30.367	23	A.ESCRIG	1'49.749	1'49.749 (21)
24	D.BINDER	28.213	M.AJI	21.217	B.BALTUS	29.985	A.ESCRIG	30.371	24	D.BINDER	1'49.773	1'50.049 (27)
25	J.NAVARRO	28.246	Y.KUNII	21.231	D.BINDER	29.990	A.CANET	30.432	25	A.CANET	1'49.780	1'49.855 (24)

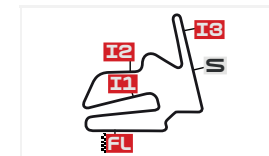
These data/results cannot be reproduced, stored and/or transmitted in whole or in part by any manner of electronic, mechanical, photocopying, recording, broadcasting or otherwise now known or herein after developed without the previous express consent by the copyright owner, except for reproduction in daily press and regular printed publications on sale to the public within 60 days of the event related to those data/results and always provided that copyright symbol appears together as follows below.

© DORNA, 2025

BEST PARTIAL TIMES

MOTUL GRAND PRIX OF JAPAN

PRACTICE



Mobility Resort Motegi 4801 m.

IT Ideal Lap Time, sum of the best partial times

BT Best Lap Time

Pos	T1		T2		T3		T4		Pos	Rider	IT	BT	
	Rider	Time	Rider	Time	Rider	Time	Rider	Time					
26	A.ESCRIG	28.251	A.HUERTAS	21.236	J.NAVARRO	29.994	Y.KUNII	30.465	26	M.AJI	1'49.795	1'49.840	(23)
27	Y.KUNII	28.260	S.AGIUS	21.239	A.ESCRIG	30.008	M.AJI	30.480	27	Y.KUNII	1'49.926	1'49.997	(26)
28	U.ORRADRE	28.403	U.ORRADRE	21.338	U.ORRADRE	30.337	U.ORRADRE	30.870	28	U.ORRADRE	1'50.948	1'51.575	(28)

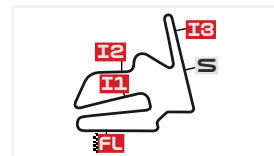
These data/results cannot be reproduced, stored and/or transmitted in whole or in part by any manner of electronic, mechanical, photocopying, recording, broadcasting or otherwise now known or herein after developed without the previous express consent by the copyright owner, except for reproduction in daily press and regular printed publications on sale to the public within 60 days of the event related to those data/results and always provided that copyright symbol appears together as follows below.

© DORNA, 2025

FASTEST LAPS SEQUENCE

MOTUL GRAND PRIX OF JAPAN

PRACTICE



Mobility Resort Motegi 4801 m.

Practice Time	#	Rider	Nation	Motorcycle	Time	Km/h	Rider's Lap
3'49.814	17	Daniel MUÑOZ	SPA	KALEX	1'50.704	156.1	2
3'49.837	80	David ALONSO	COL	KALEX	1'49.420	157.9	2
3'50.472	7	Barry BALTUS	BEL	KALEX	1'49.395	157.9	2
4'19.910	84	Zonta VD GOORBERGH	NED	KALEX	1'49.047	158.4	2
4'20.264	71	Ayumu SASAKI	JPN	KALEX	1'48.828	158.8	2
33'04.415	96	Jake DIXON	GBR	BOSCOCURO	1'48.741	158.9	13
40'38.047	96	Jake DIXON	GBR	BOSCOCURO	1'48.679	159.0	17

These data/results cannot be reproduced, stored and/or transmitted in whole or in part by any manner of electronic, mechanical, photocopying, recording, broadcasting or otherwise now known or herein after developed without the previous express consent by the copyright owner, except for reproduction in daily press and regular printed publications on sale to the public within 60 days of the event related to those data/results and always provided that copyright symbol appears together as follows below.

© DORNA, 2025

Official MotoGP Timing by www.motogp.com

Motegi, Friday, September 26, 2025