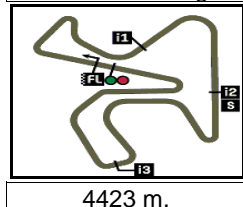



GRAN PREMIO ESTRELLA GALICIA 0,0 DE ESPAÑA

Free Practice
Classification

3



4423 m.

	Rider	Nation	Team	Motorcycle	Time	Lap	Total	Gap	Top Speed
1	21 Alonso LOPEZ	SPA	Beta Tools SpeedUp	BOSCOSCURO	1'40.797	13	20		250.0
2	35 Somkiat CHANTRA	THA	IDEMITSU Honda Team Asia	KALEX	1'40.917	11	20	0.120 0.120	251.1
3	18 Manuel GONZALEZ	SPA	QJMOTOR Gresini Moto2	KALEX	1'41.039	17	18	0.242 0.122	250.5
4	13 Celestino VIETTI	ITA	Red Bull KTM Ajo	KALEX	1'41.109	16	18	0.312 0.070	251.1
5	54 Fermin ALDEGUER	SPA	Beta Tools SpeedUp	BOSCOSCURO	1'41.148	13	20	0.351 0.039	246.5
6	16 Joe ROBERTS	USA	OnlyFans American Racing Team	KALEX	1'41.192	17	20	0.395 0.044	250.0
7	7 Barry BALTUS	BEL	RW-Idrofoglia Racing GP	KALEX	1'41.274	14	19	0.477 0.082	249.4
8	3 Sergio GARCIA	SPA	MT Helmets - MSI	BOSCOSCURO	1'41.308	15	19	0.511 0.034	250.0
9	84 Zonta VD GOORBERGH	NED	RW-Idrofoglia Racing GP	KALEX	1'41.327	13	18	0.530 0.019	249.4
10	44 Aron CANET	SPA	Fantic Racing	KALEX	1'41.371	12	14	0.574 0.044	249.4
11	28 Izan GUEVARA	SPA	CFMOTO Aspar Team	KALEX	1'41.385	16	20	0.588 0.014	251.7
12	12 Filip SALAC	CZE	Elf Marc VDS Racing Team	KALEX	1'41.385	13	19	0.588	252.3
13	79 Ai OGURA	JPN	MT Helmets - MSI	BOSCOSCURO	1'41.451	12	18	0.654 0.066	251.1
14	24 Marcos RAMIREZ	SPA	OnlyFans American Racing Team	KALEX	1'41.454	15	19	0.657 0.003	248.8
15	5 Jaume MASIA	SPA	Pertamina Mandalika GAS UP Tea	KALEX	1'41.488	15	15	0.691 0.034	250.0
16	53 Deniz ÖNCÜ	TUR	Red Bull KTM Ajo	KALEX	1'41.542	13	18	0.745 0.054	253.5
17	52 Jeremy ALCOBA	SPA	Yamaha VR46 Master Camp Team	KALEX	1'41.659	13	18	0.862 0.117	248.8
18	96 Jake DIXON	GBR	CFMOTO Aspar Team	KALEX	1'41.727	14	17	0.930 0.068	248.2
19	75 Albert ARENAS	SPA	QJMOTOR Gresini Moto2	KALEX	1'41.771	16	18	0.974 0.044	249.4
20	81 Senna AGIUS	AUS	Liqui Moly Husqvarna Intact GP	KALEX	1'41.861	15	20	1.064 0.090	249.4
21	14 Tony ARBOLINO	ITA	Elf Marc VDS Racing Team	KALEX	1'41.960	9	21	1.163 0.099	248.2
22	71 Dennis FOGGIA	ITA	Italtrans Racing Team	KALEX	1'41.963	10	16	1.166 0.003	249.4
23	64 Bo BENDSNEYDER	NED	Pertamina Mandalika GAS UP Tea	KALEX	1'42.203	12	14	1.406 0.240	248.2
24	15 Darryn BINDER	RSA	Liqui Moly Husqvarna Intact GP	KALEX	1'42.322	16	18	1.525 0.119	254.1
25	34 Mario AJI	INA	IDEMITSU Honda Team Asia	KALEX	1'42.356	15	20	1.559 0.034	248.8
26	10 Diogo MOREIRA	BRA	Italtrans Racing Team	KALEX	1'42.538	6	12	1.741 0.182	251.7
27	23 Matteo FERRARI	ITA	QJMOTOR Gresini Moto2	KALEX	1'42.803	13	16	2.006 0.265	247.7
28	20 Xavi CARDELUS	AND	Fantic Racing	KALEX	1'42.923	12	16	2.126 0.120	248.2
29	22 Ayumu SASAKI	JPN	Yamaha VR46 Master Camp Team	KALEX	1'42.962	8	13	2.165 0.039	248.8
30	11 Alex ESCRIG	SPA	KLINT Forward Factory Team	FORWARD	1'43.220	12	16	2.423 0.258	245.4
31	43 Xavier ARTIGAS	SPA	KLINT Forward Factory Team	FORWARD	1'43.530	14	14	2.733 0.310	246.5
Not classified									
	9 Jorge NAVARRO	SPA	KLINT Forward Factory Team	KALEX					

Practice condition: Dry

Air: 14°

Humidity: 70%

Ground: 25°

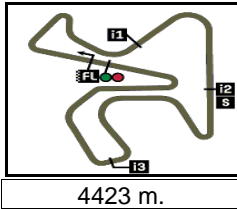
Fastest Lap:	Lap: 13	Alonso LOPEZ	1'40.797	157.9 Km/h
Best Race Lap:	2021	Sam LOWES	1'41.313	157.1 Km/h
All Time Lap Record:	2023	Aron CANET	1'40.640	158.2 Km/h

The results are provisional until the end of the limit for protest and appeals.

Time limit for protest expires 60' after publication of the results - Time:

These data/results cannot be reproduced, stored and/or transmitted in whole or in part by any manner of electronic, mechanical, photocopying, recording, broadcasting or otherwise now known or herein after developed without the previous express consent by the copyright owner, except for reproduction in daily press and regular printed publications on sale to the public within 60 days of the event related to those data/results and always provided that copyright symbol appears together as follows below.

© DORNA, 2024



GRAN PREMIO ESTRELLA GALICIA 0,0 DE ESPAÑA

Free Practice

Top Speed & Average

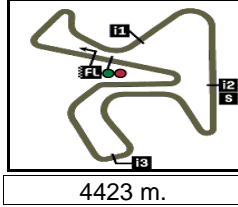
4



Rider	Nation	Motorcycle	Top 5 speeds					Average	Top
15 Darryn BINDER	RSA	KALEX	254.1	252.3	252.3	250.5	250.5	251.9	254.1
53 Deniz ÖNCÜ	TUR	KALEX	253.5	252.9	252.3	251.1	251.1	252.2	253.5
12 Filip SALAC	CZE	KALEX	252.3	251.1	250.5	250.5	250.0	250.9	252.3
10 Diogo MOREIRA	BRA	KALEX	251.7	251.1	250.5	250.0	250.0	250.7	251.7
28 Izan GUEVARA	SPA	KALEX	251.7	250.5	250.5	250.0	250.0	250.5	251.7
13 Celestino VIETTI	ITA	KALEX	251.1	250.5	249.4	249.4	249.4	249.8	251.1
35 Somkiat CHANTRA	THA	KALEX	251.1	250.5	248.8	248.8	248.2	249.1	251.1
79 Ai OGURA	JPN	BOSCOSCURO	251.1	250.0	249.4	249.4	248.8	249.7	251.1
18 Manuel GONZALEZ	SPA	KALEX	250.5	249.4	249.4	249.4	248.8	249.3	250.5
3 Sergio GARCIA	SPA	BOSCOSCURO	250.0	250.0	249.4	249.4	249.4	249.6	250.0
5 Jaume MASIA	SPA	KALEX	250.0	249.4	249.4	249.4	248.8	249.3	250.0
16 Joe ROBERTS	USA	KALEX	250.0	250.0	249.4	249.4	248.8	249.3	250.0
21 Alonso LOPEZ	SPA	BOSCOSCURO	250.0	249.4	248.8	248.8	248.8	249.2	250.0
7 Barry BALTUS	BEL	KALEX	249.4	249.4	247.7	247.1	247.1	248.0	249.4
44 Aron CANET	SPA	KALEX	249.4	248.2	248.2	248.2	247.7	248.3	249.4
71 Dennis FOGGIA	ITA	KALEX	249.4	249.4	248.8	248.2	247.7	248.4	249.4
75 Albert ARENAS	SPA	KALEX	249.4	249.4	248.2	248.2	248.2	248.6	249.4
81 Senna AGIUS	AUS	KALEX	249.4	248.8	248.2	248.2	248.2	248.5	249.4
84 Zonta VD GOORBERGH	NED	KALEX	249.4	247.7	247.7	247.7	247.7	248.0	249.4
22 Ayumu SASAKI	JPN	KALEX	248.8	248.2	248.2	247.7	247.1	248.0	248.8
24 Marcos RAMIREZ	SPA	KALEX	248.8	247.1	247.1	246.5	246.5	247.1	248.8
34 Mario AJI	INA	KALEX	248.8	248.2	248.2	247.7	247.7	248.1	248.8
52 Jeremy ALCOBA	SPA	KALEX	248.8	248.2	247.7	247.7	247.7	248.0	248.8
14 Tony ARBOLINO	ITA	KALEX	248.2	247.1	246.5	246.0	246.0	246.5	248.2
20 Xavi CARDELUS	AND	KALEX	248.2	247.7	247.7	247.7	247.7	247.8	248.2
64 Bo BENDSNEYDER	NED	KALEX	248.2	246.5	246.5	246.5	246.5	246.8	248.2
96 Jake DIXON	GBR	KALEX	248.2	247.7	246.5	246.5	246.5	247.0	248.2
23 Matteo FERRARI	ITA	KALEX	247.7	246.5	246.5	246.0	246.0	246.5	247.7
43 Xavier ARTIGAS	SPA	FORWARD	246.5	246.5	246.5	246.0	246.0	246.3	246.5
54 Fermin ALDEGUER	SPA	BOSCOSCURO	246.5	246.5	246.5	246.0	246.0	246.3	246.5
9 Jorge NAVARRO	SPA	KALEX	245.4	242.1	232.7			240.1	245.4
11 Alex ESCRIG	SPA	FORWARD	245.4	245.4	244.8	244.8	243.7	244.5	245.4

These data/results cannot be reproduced, stored and/or transmitted in whole or in part by any manner of electronic, mechanical, photocopying, recording, broadcasting or otherwise now known or herein after developed without the previous express consent by the copyright owner, except for reproduction in daily press and regular printed publications on sale to the public within 60 days of the event related to those data/results and always provided that copyright symbol appears together as follows below.

© DORNA, 2024



GRAN PREMIO ESTRELLA GALICIA 0,0 DE ESPAÑA
Free Practice
Chronological Analysis of Performances

5

* Lap / Sector time cancelled T1 Time from finish line to 1st intermediate T3 Time from 2nd intermed. to 3rd intermed.
P Crossing the finish line in pit lane T2 Time from 1st intermed. to 2nd intermed. T4 Time from 3rd intermediate to finish line

Lap	Lap Time	T1	T2	T3	T4	Speed	Lap	Lap Time	T1	T2	T3	T4	Speed	
1st	21	Alonso LOPEZ Beta Tools SpeedUp SPA						3rd	18	Manuel GONZALEZ QJMOTOR Gresini Mo SPA				
		Runs=2	Total laps=20	Full laps=17	Valid laps=17				Runs=2	Total laps=18	Full laps=15	Valid laps=15		
1	1'53.073	28.172	15.508	31.868	31.672	243.2	1	2'45.506	32.554	15.769	31.865	32.083	244.3	
2	1'42.493	25.376	15.122	30.408	31.587	247.7	2	1'43.007	25.718	15.247	30.429	31.613	247.7	
3	1'41.759	25.133	15.070	30.179	31.377	246.5	3	1'42.057	25.293	15.155	30.321	31.288	248.2	
4	1'41.787	25.164	15.131	30.178	31.314	246.5	4	1'41.906	25.290	15.214	30.200	31.202	248.2	
5	1'42.020	25.301	15.232	30.132	31.355	245.4	5	1'41.883	25.258	15.191	30.211	31.223	248.2	
6	1'43.748	25.295	15.212	31.203	32.038	244.8	6	1'41.908	25.219	15.169	30.115	31.405	248.8	
7	1'42.013	25.237	15.235	30.276	31.265	246.5	7	1'42.022	25.280	15.184	30.201	31.357	248.2	
8	1'41.706	25.103	15.209	30.159	31.235	248.2	8	1'43.607	25.292	15.173	30.158	32.984	249.4	
9	1'43.761	26.025	15.238	30.747	31.751	246.0	9	1'42.078	25.360	15.229	30.192	31.297	248.2	
10	1'41.442	25.158	15.129	29.952	31.203	247.7	10	1'41.859	25.291	15.199	30.126	31.243	249.4	
11	1'40.532 P	26.090	15.464	30.509	28.469	243.7	11	1'42.386 P	26.349	15.786	31.605	28.646	243.7	
12	1'54.864	34.058	15.950	32.644	32.212	232.2	12	1'49.720	30.810	15.390	30.957	32.563	246.0	
13	1'40.797	24.914	14.999	29.840	31.044	248.8	13	1'41.152	25.069	15.096	29.966	31.021	247.7	
14	1'42.526	25.738	15.050	30.102	31.636	247.1	14	1'41.068	25.008	15.061	30.004	30.995	248.8	
15	1'40.854	24.913	15.082	29.797	31.062	248.8	15	1'41.154	25.072	15.096	29.963	31.023	248.8	
16	1'41.092	24.965	15.047	29.919	31.161	250.0	16	1'47.398	25.140	16.743	33.390	32.125	218.1	
17	1'45.242	26.589	15.535	31.625	31.493	235.2	17	1'41.039	24.949	15.044	29.945	31.101	249.4	
18	1'40.920	25.006	15.015	29.872	31.027	249.4	18	1'41.343	25.040	15.063	30.003	31.237	250.5	
19	1'42.627	25.227	15.113	30.837	31.450	248.8								
20	1'40.897	24.883	15.078	29.835	31.101	247.7								
2nd	35	Somkiat CHANTRA IDEMITSU Honda Tea THA						4th	13	Celestino VIETTI Red Bull KTM Ajo ITA				
		Runs=2	Total laps=20	Full laps=17	Valid laps=17				Runs=2	Total laps=18	Full laps=15	Valid laps=14		
1	2'41.379	29.599	15.682	31.404	32.155	244.3	1	2'22.002	30.396	15.834	32.149	32.595	246.5	
2	1'43.354	26.307	15.251	30.294	31.502	247.7	2	1'44.140	25.895	15.398	31.011	31.836	247.7	
3	1'41.723	25.282	15.077	30.131	31.233	247.1	3	1'43.016	25.616	15.302	30.553	31.545	250.5	
4	1'41.948	25.148	15.173	30.204	31.423	251.1	4	1'42.952	25.582	15.295	30.533	31.542	249.4	
5	1'43.737	25.607	15.599	30.610	31.921	246.0	5	1'42.803 *	25.505	15.224	30.600	31.474*	251.1	
6	1'41.847	25.162	15.169	30.195	31.321	248.8	6	1'46.158	25.463	17.702	31.152	31.841	242.1	
7	1'42.218	25.212	15.131	30.334	31.541	250.5	7	1'42.549	25.410	15.350	30.331	31.458	244.8	
8	1'41.672	25.124	15.115	30.144	31.289	248.2	8	1'42.364	25.400	15.249	30.293	31.422	249.4	
9	1'38.963 P	25.742	15.485	30.743	26.993	247.7	9	1'42.172	25.364	15.242	30.203	31.363	249.4	
10	1'47.685	29.734	15.601	30.728	31.622	243.7	10	1'38.778 P	25.257	15.212	30.234	28.075	248.8	
11	1'40.917	24.897	15.042	29.815	31.163	246.0	11	1'51.062	32.931	15.611	30.931	31.589	245.4	
12	1'41.912	24.977	15.164	30.263	31.508	246.5	12	1'41.912	25.343	15.182	30.119	31.268	248.8	
13	1'41.118	24.987	15.100	29.873	31.158	247.7	13	1'41.638	25.142	15.129	30.141	31.226	248.8	
14	1'41.436	24.944	15.081	29.973	31.438	248.2	14	1'49.027	25.111	15.169	37.424	31.323	249.4	
15	1'43.173	25.349	15.387	30.680	31.757	244.8	15	1'41.566	25.150	15.145	30.168	31.103	249.4	
16	1'41.617	25.104	15.033	30.091	31.389	248.2	16	1'41.109	25.011	15.120	29.900	31.078	249.4	
17	1'41.441	25.002	15.134	29.971	31.334	246.5	17	1'41.422	25.064	15.163	30.022	31.173	245.4	
18	1'41.669	25.021	15.161	30.025	31.462	247.7	18	1'48.316	28.907	15.491	31.421	32.497	244.3	
19	1'41.865	25.162	15.097	30.099	31.507	247.1								
20	1'41.412	24.959	15.119	29.921	31.413	248.8								
5th	54	Fermin ALDEGUER Beta Tools SpeedUp SPA												
		Runs=2	Total laps=20	Full laps=17	Valid laps=16									
1	2'06.606	30.674	15.997	32.153	33.455	241.6								
2	1'43.570 *	25.850	15.366	30.575	31.779*	245.4								

Fastest Lap: Alonso LOPEZ Beta Tools SpeedUp SPA **1'40.797** 24.914 14.999 29.840 31.044

These data/results cannot be reproduced, stored and/or transmitted in whole or in part by any manner of electronic, mechanical, photocopying, recording, broadcasting or otherwise now known or herein after developed without the previous express consent by the copyright owner, except for reproduction in daily press and regular printed publications on sale to the public within 60 days of the event related to those data/results and always provided that copyright symbol appears together as follows below.
© DORNA, 2024



Free Practice

Moto2

Lap	Lap Time	T1	T2	T3	T4	Speed	Lap	Lap Time	T1	T2	T3	T4	Speed
3	1'42.244	25.393	15.223	30.122	31.506	244.8	13	1'41.510	25.066	15.104	30.020	31.320	247.7
4	1'41.915	25.164	15.233	30.134	31.384	243.7	14	1'41.274	25.027	15.012	30.144	31.091	249.4
5	1'41.987	25.176	15.286	30.102	31.423	244.8	15	1'41.342	24.997	15.106	29.957	31.282	246.5
6	1'41.834	25.064	15.240	30.028	31.502	244.8	16	1'45.155 *	25.056	15.230	30.611	34.258*	245.4
7	1'37.988 P	25.081	15.244	30.105	27.558	243.7	17	1'41.826	25.157	15.192	30.190	31.287	247.1
8	1'47.531 *	29.748	15.390	30.696	31.697*	246.5	18	1'42.501	25.251	15.398	30.297	31.555	243.2
9	1'41.431	25.033	15.144	30.014	31.240	244.3	19	1'42.345	25.392	15.262	30.271	31.420	244.3
10	1'41.213	24.854	15.125	29.904	31.330	244.8	8th 3 Sergio GARCIA MT Helmets - MSI SPA Runs=2 Total laps=19 Full laps=16 Valid laps=16						
11	1'41.161	24.901	15.143	29.954	31.163	244.3	1	2'52.372	29.502	15.658	31.428	32.784	247.1
12	1'46.180	27.121	16.268	30.964	31.827	240.5	2	1'42.813	25.605	15.182	30.359	31.667	248.2
13	1'41.148	24.882	15.138	29.855	31.273	245.4	3	1'42.360	25.377	15.242	30.337	31.404	248.2
14	1'43.904	27.068	15.210	30.195	31.431	246.0	4	1'42.188	25.297	15.209	30.313	31.369	247.7
15	1'41.676	24.926	15.142	30.438	31.170	246.0	5	1'41.968	25.389	15.176	30.183	31.220	249.4
16	1'41.269	24.929	15.152	29.952	31.236	245.4	6	1'42.512	25.271	15.256	30.483	31.502	246.5
17	1'41.849	24.898	15.114	30.088	31.749	246.5	7	1'42.288	25.283	15.197	30.255	31.553	248.2
18	1'41.312	24.947	15.212	29.938	31.215	245.4	8	1'44.995 P	29.037	16.168	30.909	28.881	244.3
19	1'41.603	25.030	15.236	30.056	31.281	245.4	9	1'45.520	28.524	15.191	30.427	31.378	246.5
20	1'41.796	25.004	15.158	30.235	31.399	246.5	10	1'41.683	25.080	15.321	30.154	31.128	244.3
6th 16 Joe ROBERTS OnlyFans American R USA Runs=2 Total laps=20 Full laps=17 Valid laps=17							11	1'41.623	25.059	15.164	30.251	31.149	247.7
1	2'29.100	30.551	15.893	31.960	32.665	243.7	12	1'41.615	25.068	15.183	30.165	31.199	247.7
2	1'46.726	26.039	15.303	33.148	32.236	247.7	13	1'41.547	25.111	15.161	30.220	31.055	247.7
3	1'42.669	25.711	15.163	30.343	31.452	247.7	14	1'44.912	25.028	15.117	33.288	31.479	249.4
4	1'42.399	25.383	15.134	30.389	31.493	249.4	15	1'41.308	25.055	15.143	30.113	30.997	249.4
5	1'44.072	25.889	15.843	30.701	31.639	230.2	16	1'41.447	25.031	15.295	30.050	31.071	247.7
6	1'42.181	25.332	15.167	30.313	31.369	250.0	17	1'45.725	27.787	15.518	30.450	31.970	250.0
7	1'42.311	25.333	15.095	30.390	31.493	250.0	18	1'42.189	25.390	15.207	30.449	31.143	249.4
8	1'45.473	28.060	15.294	30.512	31.607	249.4	19	1'41.354	25.030	15.113	30.057	31.154	250.0
9	1'41.876	25.160	15.174	30.216	31.326	248.8	9th 84 Zonta VD GOORBE RW-Idrofoglia Racing NED Runs=2 Total laps=18 Full laps=15 Valid laps=14						
10	1'42.119	25.280	15.171	30.224	31.444	248.2	1	2'15.141	28.959	15.700	31.253	32.342	245.4
11	1'41.964	25.222	15.172	30.150	31.420	248.8	2	1'43.197	25.651	15.203	30.680	31.663	247.7
12	1'42.737 P	27.114	15.378	31.715	28.530	245.4	3	1'43.318	25.494	15.158	30.777	31.889	247.7
13	1'53.140	35.690	15.339	30.659	31.452	246.0	4	1'42.490	25.222	15.078	30.513	31.677	249.4
14	1'41.420	25.109	15.150	30.050	31.111	247.7	5	1'42.953	25.413	15.167	30.678	31.695	247.1
15	1'41.355	24.931	15.034	30.257	31.133	248.8	6	1'42.673	25.263	15.172	30.350	31.888	247.1
16	1'41.289	25.004	15.076	30.108	31.101	247.7	7	1'43.330	25.581	15.252	30.715	31.782	247.1
17	1'41.192	24.940	15.104	29.930	31.218	248.2	8	1'42.449	25.333	15.216	30.373	31.527	247.1
18	1'41.528	25.000	15.100	30.038	31.390	247.7	9	1'41.972	25.216	15.189	30.239	31.328	247.1
19	1'46.672	27.462	15.587	31.530	32.093	243.2	10	1'42.142 P	26.803	15.593	31.664	28.082	245.4
20	1'42.772	25.140	15.324	30.485	31.823	245.4	11	1'47.930	29.471	15.377	31.792	31.290	245.4
7th 7 Barry BALTUS RW-Idrofoglia Racing BEL Runs=2 Total laps=19 Full laps=16 Valid laps=15							12	1'41.595	25.167	15.105	30.092	31.231	246.0
1	2'29.674	29.519	16.040	32.101	32.777	237.3	13	1'41.327	25.091	15.095	30.094	31.047	246.5
2	1'43.489	25.648	15.308	30.945	31.588	249.4	14	1'41.224 *	24.941	15.086	30.008	31.189*	246.0
3	1'42.609	25.341	15.216	30.480	31.572	244.3	15	1'44.572	25.049	15.686	30.809	33.028	238.9
4	1'43.110	25.425	15.343	30.745	31.597	243.7	16	1'41.504	25.038	15.123	30.085	31.258	247.7
5	1'43.307	25.475	15.512	30.595	31.725	243.2	17	1'47.113	27.831	15.321	32.577	31.384	246.0
6	1'42.555	25.456	15.272	30.436	31.391	244.8	18	1'41.382	25.065	15.066	30.081	31.170	247.7
7	1'42.349	25.354	15.256	30.357	31.382	247.1	10th 44 Aron CANET Fantic Racing SPA Runs=3 Total laps=14 Full laps=9 Valid laps=9						
8	1'48.393	26.131	15.420	35.285	31.557	244.3	1	3'06.622	29.028	15.576	30.857	31.796	244.8
9	1'42.872	25.392	15.376	30.429	31.675	247.1	2	1'42.322	25.391	15.158	30.362	31.411	248.2
10	1'42.838	25.509	15.333	30.399	31.597	245.4	3	1'46.418 P	25.247	15.320	34.905	30.946	247.1
11	1'40.226 P	25.603	15.697	30.997	27.929	244.8							
12	1'52.745	30.467	15.457	31.108	35.713	243.2							

Fastest Lap: Alonso LOPEZ Beta Tools SpeedUp SPA 1'40.797 24.914 14.999 29.840 31.044

These data/results cannot be reproduced, stored and/or transmitted in whole or in part by any manner of electronic, mechanical, photocopying, recording, broadcasting or otherwise now known or herein after developed without the previous express consent by the copyright owner, except for reproduction in daily press and regular printed publications on sale to the public within 60 days of the event related to those data/results and always provided that copyright symbol appears together as follows below.
© DORNA, 2024



Free Practice

Moto2

Lap	Lap Time	T1	T2	T3	T4	Speed	Lap	Lap Time	T1	T2	T3	T4	Speed
11th 28 Izan GUEVARA CFMOTO Aspar Team SPA Runs=2 Total laps=20 Full laps=17 Valid laps=17							13th 79 Ai OGURA MT Helmets - MSI JPN Runs=2 Total laps=18 Full laps=15 Valid laps=15						
4	1'50.487	33.465	15.312	30.430	31.280	246.0	1	2'50.496	29.909	15.903	31.845	32.492	243.7
5	1'41.787	25.216	15.101	30.344	31.126	249.4	2	1'43.413	25.738	15.323	30.480	31.872	247.7
6	1'46.571 P	31.656	15.586	31.405	27.924	244.8	3	1'42.499	25.364	15.180	30.272	31.683	247.7
7	1'46.078	28.459	15.365	30.665	31.589	246.0	4	1'42.530	25.298	15.198	30.452	31.582	248.2
8	1'42.177	25.240	15.253	30.353	31.331	247.7	5	1'41.949	25.124	15.162	30.216	31.447	248.2
9	1'41.722	25.163	15.146	30.179	31.234	246.5	6	1'44.556	25.092	15.304	32.422	31.738	242.6
10	1'44.570	25.217	15.255	33.004	31.094	248.2	7	1'42.196	25.149	15.262	30.156	31.629	251.1
11	1'41.436	25.015	15.129	30.198	31.094	246.5	8	1'41.940 P	25.215	15.191	30.872	30.662	248.2
12	1'41.371	24.963	15.070	30.090	31.248	248.2	9	1'48.996	30.713	15.620	30.961	31.702	244.8
13	1'41.591	25.018	15.070	30.111	31.392	247.1	10	1'42.262	25.093	15.305	30.316	31.548	243.7
14	1'49.661	29.714	15.498	32.281	32.168	246.0	11	1'41.548	25.031	15.107	30.157	31.253	248.2
1	2'10.888	30.601	15.618	31.563	32.119	246.5	12	1'41.451	24.931	15.127	30.081	31.312	248.8
2	1'43.208	25.793	15.197	30.716	31.502	250.0	13	1'41.791	24.952	15.129	30.292	31.418	248.2
3	1'42.589	25.507	15.077	30.498	31.507	249.4	14	1'41.745	24.922	15.073	30.208	31.542	249.4
4	1'42.586	25.601	15.217	30.421	31.347	247.7	15	1'41.812	24.968	15.182	30.263	31.399	247.7
5	1'42.691	25.536	15.221	30.453	31.481	247.7	16	1'41.697	24.967	15.200	30.198	31.332	250.0
6	1'42.473	25.402	15.225	30.413	31.433	247.1	17	1'41.850	25.044	15.198	30.186	31.422	247.1
7	1'42.590	25.368	15.257	30.459	31.506	248.2	18	1'44.025	25.123	15.226	30.678	32.998	249.4
8	1'42.432	25.445	15.174	30.336	31.477	248.8	14th 24 Marcos RAMIREZ OnlyFans American R SPA Runs=2 Total laps=19 Full laps=16 Valid laps=16						
9	1'42.558	25.470	15.215	30.385	31.488	248.8	1	1'51.463	29.613	16.089	32.094	32.632	241.6
10	1'42.123	25.369	15.160	30.223	31.371	248.8	2	1'46.794	26.178	15.579	32.337	32.700	243.2
11	1'42.487	25.297	15.191	30.376	31.623	248.2	3	1'43.948	25.754	15.421	30.794	31.979	244.8
12	1'43.120	25.700	15.265	30.665	31.490	248.2	4	1'42.930	25.498	15.304	30.492	31.636	243.7
13	1'42.714	25.578	15.218	30.399	31.519	247.7	5	1'42.879	25.386	15.287	30.554	31.652	242.6
14	1'42.012 P	25.788	16.093	32.085	28.046	227.3	6	1'42.794	25.388	15.276	30.452	31.678	243.7
15	1'48.693	30.493	15.187	30.824	32.189	249.4	7	1'50.964	25.412	17.883	35.425	32.244	217.3
16	1'41.385	25.201	15.005	30.083	31.096	250.0	8	1'42.609	25.444	15.271	30.397	31.497	243.7
17	1'44.146	25.242	15.017	32.486	31.401	250.5	9	1'42.296	25.247	15.285	30.298	31.466	243.7
18	1'41.508	25.145	15.041	30.187	31.135	250.0	10	1'41.869 P	27.503	15.969	31.577	26.820	230.2
19	1'41.668	25.135	15.023	30.223	31.287	250.5	11	1'58.935	35.100	16.426	35.013	32.396	201.8
20	1'42.022	25.317	15.092	30.439	31.174	251.7	12	1'42.632	25.388	15.236	30.620	31.388	247.1
12th 12 Filip SALAC Elf Marc VDS Racing CZE Runs=2 Total laps=19 Full laps=16 Valid laps=14							13	1'42.149	25.284	15.247	30.233	31.385	244.8
1	2'32.691	28.846	15.593	31.678	32.681	247.1	14	1'42.851	25.147	15.201	31.303	31.200	246.5
2	1'43.757	25.694	15.312	30.898	31.853	248.8	15	1'41.454	25.131	15.160	30.081	31.082	247.1
3	1'42.583	25.315	15.166	30.536	31.566	251.1	16	1'41.488	25.102	15.134	30.062	31.190	246.5
4	1'42.409	25.271	15.163	30.502	31.473	250.5	17	1'41.665	25.089	15.145	30.115	31.316	246.5
5	1'42.876	25.432	15.327	30.471	31.646	248.8	18	1'48.446	27.513	15.135	32.258	33.540	248.8
6	1'42.636	25.239	15.225	30.648	31.524	248.8	19	1'41.987	25.217	15.221	30.239	31.310	246.0
7	1'42.348	25.199	15.222	30.436	31.491	247.7	15th 5 Jaume MASIA Pertamina Mandalika SPA Runs=2 Total laps=15 Full laps=12 Valid laps=12						
8	1'42.702 P	25.282	15.171	32.598	29.651	250.5	1	2'27.404	29.255	16.348	32.051	33.002	235.2
9	1'46.522	28.102	15.410	31.346	31.664	247.7	2	1'45.281	26.049	15.381	31.068	32.783	248.8
10	1'42.354	25.322	15.192	30.416	31.424	246.5	3	1'43.412	25.652	15.309	30.709	31.742	246.5
11	1'41.928	24.996	15.112	30.171	31.649	248.2	4	1'42.849	25.465	15.187	30.676	31.521	247.1
12	1'41.750	25.072	15.241	30.196	31.241	244.3	5	1'46.173	28.627	15.268	30.704	31.574	249.4
13	1'41.385	24.906	15.061	30.239	31.179	248.8	6	1'42.505	25.480	15.190	30.447	31.388	248.2
14	1'46.288	25.590	15.511	31.355	33.832	245.4	7	1'42.284	25.295	15.201	30.314	31.474	246.0
15	1'42.747	25.085	15.268	30.632	31.762	247.7	8	1'46.509	25.326	15.236	34.179	31.768	250.0
16	1'41.815	25.059	15.129	30.346	31.281	250.0	9	1'42.926	25.429	15.307	30.612	31.578	249.4
17	1'42.634 *	25.581	15.076	30.502	31.475*	252.3	10	1'42.202	25.201	15.253	30.252	31.496	246.5
18	1'41.981 *	25.177	15.163	30.240	31.401*	248.8							
19	1'42.000	25.113	15.161	30.179	31.547	248.8							

Fastest Lap: Alonso LOPEZ Beta Tools SpeedUp SPA **1'40.797** 24.914 14.999 29.840 31.044

These data/results cannot be reproduced, stored and/or transmitted in whole or in part by any manner of electronic, mechanical, photocopying, recording, broadcasting or otherwise now known or herein after developed without the previous express consent by the copyright owner, except for reproduction in daily press and regular printed publications on sale to the public within 60 days of the event related to those data/results and always provided that copyright symbol appears together as follows below.
 © DORNA, 2024



Free Practice

Moto2

Lap	Lap Time	T1	T2	T3	T4	Speed	Lap	Lap Time	T1	T2	T3	T4	Speed		
11	1'41.727	P	25.297	15.460	33.610	27.360	245.4	6	1'42.705	25.291	15.288	30.495	31.631	245.4	
12	1'49.684		31.302	16.019	30.980	31.383	220.8	7	1'42.348	25.272	15.335	30.306	31.435	244.3	
13	1'41.637		25.298	15.128	30.133	31.078	247.7	8	1'42.199	25.231	15.283	30.253	31.432	246.5	
14	1'41.647		25.137	15.122	30.158	31.230	249.4	9	1'41.886	25.206	15.294	30.099	31.287	244.8	
15	1'41.488		25.053	15.091	30.222	31.122	248.8	10	1'43.772	P	28.040	15.882	31.073	28.777	243.7
	PIT		27.874	17.005	32.005	28.186	238.4	11	1'48.071		30.441	15.352	30.570	31.708	246.5
	16th	53	Deniz ÖNCÜ	Red Bull KTM Ajo	TUR			12	1'42.027	25.184	15.259	30.178	31.406	246.0	
			Runs=2	Total laps=18	Full laps=15	Valid laps=15		13	1'41.834	25.234	15.221	30.158	31.221	246.0	
1	2'26.765		30.105	16.100	32.239	33.135	245.4	14	1'41.727	25.131	15.182	30.124	31.290	248.2	
2	1'45.022		26.389	15.452	31.009	32.172	247.7	15	1'41.863	25.118	15.199	30.232	31.314	247.7	
3	1'43.026		25.661	15.223	30.318	31.824	249.4	16	1'49.036	25.129	15.343	32.676	35.888	245.4	
4	1'48.848		25.343	15.104	33.422	34.979	249.4	17	1'43.829	25.248	15.333	30.288	32.960	245.4	
5	1'42.441		25.454	15.280	30.207	31.500	250.0		19th	75	Albert ARENAS	QJMOTOR Gresini Mo SPA			
6	1'42.316		25.293	15.175	30.415	31.433	253.5				Runs=2	Total laps=18	Full laps=15	Valid laps=15	
7	1'42.186		25.242	15.093	30.362	31.489	252.9	1	2'13.554	32.332	16.004	32.213	32.582	241.6	
8	1'42.220		25.286	15.111	30.304	31.519	251.1	2	1'44.509	26.107	15.492	31.050	31.860	248.2	
9	1'42.390		25.404	15.147	30.335	31.504	250.5	3	1'42.939	25.540	15.234	30.526	31.639	249.4	
10	1'44.324	P	26.251	16.091	33.581	28.401	200.7	4	1'43.002	25.453	15.173	30.724	31.652	247.7	
11	1'51.908		29.759	15.265	34.820	32.064	244.8	5	1'42.654	25.431	15.167	30.664	31.392	248.2	
12	1'41.928		25.222	15.112	30.276	31.318	250.5	6	1'42.954	25.415	15.132	30.423	31.984	246.5	
13	1'41.542		25.138	15.101	30.102	31.201	248.8	7	1'42.776	25.643	15.179	30.499	31.455	247.1	
14	1'42.167		25.103	15.054	30.216	31.794	250.5	8	1'42.250	25.477	15.176	30.293	31.304	246.5	
15	1'41.756		25.177	15.091	30.168	31.320	250.5	9	1'42.374	25.345	15.265	30.316	31.448	246.5	
16	1'41.783		25.213	15.216	29.992	31.362	251.1	10	1'47.399	P	29.228	16.361	32.540	29.270	230.7
17	1'42.250		25.320	15.089	30.394	31.447	252.3	11	1'58.913	40.412	15.586	31.010	31.905	244.3	
18	1'44.056		25.136	16.285	30.790	31.845	250.0	12	1'42.164	25.337	15.183	30.310	31.334	246.5	
	17th	52	Jeremy ALCOBA	Yamaha VR46 Master	SPA			13	1'42.139	25.267	15.120	30.361	31.391	247.1	
			Runs=2	Total laps=18	Full laps=15	Valid laps=15		14	1'41.808	25.173	15.177	30.212	31.246	247.1	
1	2'39.804		30.007	15.801	31.777	32.858	244.8	15	1'44.186	27.346	15.138	30.265	31.437	248.2	
2	1'43.191		25.730	15.305	30.503	31.653	247.7	16	1'41.771	25.222	15.148	30.180	31.221	249.4	
3	1'42.422		25.385	15.251	30.328	31.458	247.1	17	1'49.873	25.185	15.226	31.401	38.061	247.7	
4	1'42.789		25.504	15.276	30.502	31.507	246.0	18	1'42.096	25.287	15.155	30.192	31.462	248.2	
5	1'42.391		25.364	15.290	30.320	31.417	247.1		20th	81	Senna AGIUS	Liqui Moly Husqvarna	AUS		
6	1'42.550		25.355	15.230	30.442	31.523	248.2				Runs=2	Total laps=20	Full laps=17	Valid laps=16	
7	1'43.319		25.586	15.335	30.820	31.578	246.5	1	2'20.294	28.906	15.833	31.655	32.909	244.3	
8	1'37.349	P	25.426	15.295	30.319	26.309	248.8	2	1'44.770	26.426	15.389	30.980	31.975	247.7	
9	1'46.635		29.138	15.333	30.597	31.567	244.3	3	1'43.345	25.752	15.320	30.631	31.642	247.7	
10	1'42.280		25.256	15.298	30.400	31.326	244.8	4	1'43.368	*	25.610	15.258	30.640	31.860*	248.2
11	1'42.331		25.245	15.264	30.243	31.579	244.8	5	1'43.432	25.581	15.315	30.964	31.572	247.1	
12	1'42.364		25.222	15.194	30.613	31.335	247.7	6	1'42.787	25.416	15.345	30.397	31.629	248.2	
13	1'41.659		25.111	15.205	30.182	31.161	245.4	7	1'42.873	25.459	15.257	30.393	31.764	247.1	
14	1'41.675		25.156	15.146	30.083	31.290	247.1	8	1'42.662	25.469	15.293	30.313	31.587	245.4	
15	1'41.783		25.152	15.167	30.200	31.264	247.7	9	1'42.580	25.422	15.322	30.255	31.581	247.1	
16	1'42.442		25.183	15.273	30.322	31.664	244.3	10	1'42.262	25.324	15.204	30.196	31.538	248.2	
17	1'44.276		25.173	15.231	32.510	31.362	244.8	11	1'42.272	25.170	15.223	30.359	31.520	248.2	
18	1'42.059		25.169	15.148	30.175	31.567	247.7	12	1'40.011	P	26.490	15.547	31.025	26.949	244.8
	18th	96	Jake DIXON	CFMOTO Aspar Team	GBR			13	1'48.245	30.494	15.327	30.713	31.711	246.0	
			Runs=2	Total laps=17	Full laps=14	Valid laps=14		14	1'43.022	25.516	15.201	30.864	31.441	246.5	
1	3'03.907		30.157	15.766	31.237	32.601	243.7	15	1'41.861	25.099	15.137	30.208	31.417	247.7	
2	1'43.604		25.725	15.308	30.672	31.899	246.5	16	1'43.337	25.148	15.166	30.964	32.059	248.8	
3	1'42.995		25.437	15.338	30.549	31.671	243.7	17	1'44.054	25.100	15.223	30.213	33.518	247.7	
4	1'45.482		25.264	15.363	30.418	34.437	244.3	18	1'42.310	25.244	15.182	30.329	31.555	247.7	
5	1'42.333		25.296	15.328	30.241	31.468	246.5	19	1'42.039	25.170	15.192	30.286	31.391	249.4	
								20	1'44.093	25.247	15.246	30.217	33.383	246.5	

Fastest Lap: Alonso LOPEZ Beta Tools SpeedUp SPA **1'40.797** 24.914 14.999 29.840 31.044

These data/results cannot be reproduced, stored and/or transmitted in whole or in part by any manner of electronic, mechanical, photocopying, recording, broadcasting or otherwise now known or herein after developed without the previous express consent by the copyright owner, except for reproduction in daily press and regular printed publications on sale to the public within 60 days of the event related to those data/results and always provided that copyright symbol appears together as follows below.
© DORNA, 2024

Free Practice

Moto2

Lap	Lap Time	T1	T2	T3	T4	Speed	Lap	Lap Time	T1	T2	T3	T4	Speed	
21st	14	Tony ARBOLINO Elf Marc VDS Racing ITA						11	1'42.302	25.319	15.313	30.319	31.351	243.7
		Runs=2	Total laps=21	Full laps=18	Valid laps=18		12	1'42.203	25.288	15.198	30.350	31.367	246.5	
1	2'00.102	28.064	15.557	31.063	32.064	243.2	13	1'42.669	25.277	15.193	30.819	31.380	246.5	
2	1'42.989	25.579	15.305	30.443	31.662	244.8	14	1'43.230	25.351	15.271	30.980	31.628	245.4	
3	1'42.583	25.313	15.275	30.351	31.644	245.4								
4	1'42.086	25.273	15.253	30.146	31.414	245.4	24th	15	Darryn BINDER Liqui Moly Husqvarna RSA					
5	1'40.015 P	25.298	15.245	30.409	29.063	246.0			Runs=2	Total laps=18	Full laps=15	Valid laps=14		
6	1'47.011	28.100	15.692	31.164	32.055	241.0	1	2'15.804	30.657	15.737	32.052	33.090	247.1	
7	1'43.149	25.336	15.411	30.714	31.688	245.4	2	1'43.810	26.111	15.141	30.846	31.712	250.0	
8	1'42.228	25.338	15.183	30.237	31.470	246.5	3	1'42.860 *	25.468	15.196	30.574	31.622*	248.2	
9	1'41.960	25.160	15.189	30.156	31.455	246.0	4	1'42.679	25.396	15.129	30.532	31.622	252.3	
10	1'42.043	25.154	15.188	30.277	31.424	245.4	5	1'42.669	25.429	15.095	30.611	31.534	254.1	
11	1'42.554	25.254	15.333	30.333	31.634	242.6	6	1'42.486	25.278	15.123	30.406	31.679	250.5	
12	1'42.255	25.304	15.245	30.259	31.447	244.8	7	1'43.306	25.435	15.214	30.731	31.926	252.3	
13	1'41.973	25.172	15.284	30.162	31.355	243.7	8	1'47.426	25.507	15.433	34.106	32.380	242.6	
14	1'42.020	25.219	15.237	30.229	31.335	246.0	9	1'43.264	25.511	15.252	30.734	31.767	250.5	
15	1'49.790	25.182	15.199	37.511	31.898	244.8	10	1'42.966	25.474	15.318	30.565	31.609	248.8	
16	1'42.202	25.232	15.344	30.263	31.363	243.2	11	1'40.608 P	25.601	15.404	31.558	28.045	247.1	
17	1'46.446	28.331	16.030	30.445	31.640	231.7	12	1'48.038	30.184	15.428	30.741	31.685	247.1	
18	1'43.027	25.597	15.208	30.752	31.470	248.2	13	1'42.403	25.358	15.271	30.307	31.467	246.0	
19	1'42.079	25.187	15.204	30.292	31.396	247.1	14	1'42.551	25.351	15.313	30.326	31.561	248.8	
20	1'42.095	25.178	15.279	30.219	31.419	245.4	15	1'42.665	25.314	15.349	30.442	31.560	248.8	
21	1'42.086	25.162	15.285	30.188	31.451	246.0	16	1'42.322	25.229	15.211	30.512	31.370	248.2	
							17	2'00.951	25.256	15.270	41.862	38.563	248.2	
							18	1'43.190	25.634	15.244	30.565	31.747	249.4	
22nd	71	Dennis FOGGIA Italtrans Racing Team ITA												
		Runs=2	Total laps=16	Full laps=13	Valid laps=13		25th	34	Mario AJI IDEMITSU Honda Tea INA					
1	2'29.175	30.308	15.873	32.114	32.508	246.0			Runs=2	Total laps=20	Full laps=17	Valid laps=17		
2	1'44.601	26.081	15.304	31.293	31.923	249.4	1	2'19.951	29.648	16.246	31.935	33.226	241.6	
3	1'42.658	25.555	15.182	30.455	31.466	247.7	2	1'45.722	26.115	15.520	31.900	32.187	243.7	
4	1'43.306	25.278	15.058	30.784	32.186	249.4	3	1'44.300	25.884	15.781	30.753	31.882	247.7	
5	1'42.430	25.404	15.224	30.329	31.473	247.1	4	1'43.287	25.599	15.313	30.711	31.664	247.1	
6	1'42.171	25.288	15.254	30.201	31.428	245.4	5	1'43.022	25.566	15.225	30.638	31.593	247.1	
7	1'42.021	25.280	15.181	30.183	31.377	246.5	6	1'43.400	25.550	15.352	30.664	31.834	247.7	
8	1'41.966	25.258	15.165	30.176	31.367	247.7	7	1'43.276	25.572	15.257	30.719	31.728	246.5	
9	1'48.757	26.637	15.392	34.137	32.591	246.5	8	1'44.614	25.384	15.546	31.280	32.404	239.4	
10	1'41.963	25.418	15.104	30.164	31.277	248.2	9	1'43.109	25.493	15.380	30.475	31.761	246.0	
11	1'42.066	25.373	15.132	30.173	31.388	248.8	10	1'43.698	25.550	15.421	30.677	32.050	244.8	
12	1'43.026 P	27.981	15.369	31.135	28.541	242.6	11	1'44.787 P	26.062	15.925	34.867	27.933	232.2	
13	1'48.101	29.182	15.397	31.375	32.147	243.7	12	1'53.164	31.683	15.458	32.829	33.194	243.7	
14	1'43.184	25.263	15.181	31.209	31.531	247.7	13	1'42.890	25.469	15.099	30.745	31.577	248.2	
15	1'42.435	25.306	15.245	30.245	31.639	246.0	14	1'42.949	25.380	15.184	30.584	31.801	244.3	
16	1'46.888	27.275	15.356	32.057	32.200	246.0	15	1'42.356	25.243	15.250	30.397	31.466	248.8	
							16	1'42.836	25.427	15.206	30.544	31.659	246.5	
23rd	64	Bo BENDSNEYDER Pertamina Mandalika NED						17	1'44.004	25.558	15.550	30.999	31.897	227.3
		Runs=3	Total laps=14	Full laps=9	Valid laps=9		18	1'48.221	25.592	15.293	35.356	31.980	248.2	
1	2'30.262	29.366	15.781	32.332	32.157	240.5	19	1'43.128	25.537	15.291	30.582	31.718	246.5	
2	1'43.835	25.872	15.233	31.037	31.693	246.5	20	1'43.309	25.502	15.319	30.745	31.743	246.5	
3	1'43.338	25.631	15.349	30.882	31.476	246.0								
4	1'43.063	25.489	15.189	30.881	31.504	246.5	26th	10	Diogo MOREIRA Italtrans Racing Team BRA					
5	1'45.264	27.403	15.462	30.669	31.730	238.4			Runs=2	Total laps=12	Full laps=9	Valid laps=9		
6	1'41.407 P	25.555	15.225	31.286	29.341	248.2	1	2'15.698	28.746	15.618	31.459	32.643	247.7	
7	1'53.339	29.323	15.548	33.561	34.907	235.8	2	1'43.440	25.729	15.224	30.764	31.723	249.4	
8	1'44.253 P	27.329	15.684	32.179	29.061	229.2	3	1'42.828	25.448	15.169	30.542	31.669	251.1	
9	1'47.135	29.773	15.336	30.550	31.476	244.3	4	1'42.962	25.381	15.238	30.616	31.727	250.0	
10	1'42.431	25.417	15.165	30.399	31.450	246.0	5	1'43.485	25.486	15.233	31.017	31.749	251.7	

Fastest Lap: Alonso LOPEZ Beta Tools SpeedUp SPA **1'40.797** 24.914 14.999 29.840 31.044

These data/results cannot be reproduced, stored and/or transmitted in whole or in part by any manner of electronic, mechanical, photocopying, recording, broadcasting or otherwise now known or herein after developed without the previous express consent by the copyright owner, except for reproduction in daily press and regular printed publications on sale to the public within 60 days of the event related to those data/results and always provided that copyright symbol appears together as follows below.
© DORNA, 2024

Free Practice

Moto2

Lap	Lap Time	T1	T2	T3	T4	Speed	Lap	Lap Time	T1	T2	T3	T4	Speed
6	1'42.538	25.238	15.195	30.522	31.583	250.5	8	1'42.962	25.507	15.272	30.468	31.715	248.8
7	1'43.369	25.436	15.237	30.778	31.918	250.0	9	1'45.971 P	28.877	15.794	32.405	28.895	244.8
8	1'42.680 P	25.540	15.392	32.707	29.041	247.1	10	1'47.191	28.870	15.580	30.805	31.936	244.3
9	1'52.276	33.009	15.832	31.099	32.336	238.4	11	1'43.722	25.565	15.533	30.741	31.883	242.1
10	1'44.085	26.055	15.504	30.605	31.921	244.3	12	1'43.284	25.550	15.460	30.459	31.815	247.1
11	1'44.730	25.518	15.399	31.142	32.671	247.1	13	1'42.509 P	26.279	15.915	31.637	28.678	239.4
12	1'43.285	25.475	15.324	30.685	31.801	248.2	PIT		30.331	27.851	55.406	44.456	110.6
	PIT	25.993	15.504	31.267	28.299	247.1							

27th 23 Matteo FERRARI

Runs=2 Total laps=16 Full laps=13 Valid laps=12

Lap	Lap Time	T1	T2	T3	T4	Speed
1	2'20.245	31.594	16.629	32.391	33.052	234.2
2	1'44.671	26.220	15.366	31.035	32.050	244.8
3	1'43.329	25.710	15.344	30.479	31.796	246.0
4	1'44.549	26.228	15.860	30.662	31.799	241.6
5	1'43.220 *	25.543	15.229	30.729	31.719*	247.7
6	1'43.005	25.538	15.331	30.485	31.651	246.5
7	1'42.410 P	25.550	15.363	33.494	28.003	246.5
8	1'48.700	29.869	15.601	30.988	32.242	241.6
9	1'43.555	25.727	15.428	30.646	31.754	243.2
10	1'42.964	25.375	15.356	30.549	31.684	245.4
11	1'42.916	25.418	15.415	30.415	31.668	243.2
12	1'45.152	26.666	15.494	31.421	31.571	242.6
13	1'42.803	25.451	15.338	30.375	31.639	246.0
14	1'43.084	25.397	15.271	30.400	32.016	244.3
15	1'49.679	29.235	16.667	31.885	31.892	217.7
16	1'43.054	25.553	15.339	30.555	31.607	244.8

28th 20 Xavi CARDELUS

Runs=2 Total laps=16 Full laps=13 Valid laps=13

Lap	Lap Time	T1	T2	T3	T4	Speed
1	2'13.858	29.620	15.537	31.470	31.903	246.5
2	1'43.724	25.845	15.265	30.808	31.806	247.1
3	1'43.578	25.603	15.567	30.835	31.573	247.7
4	1'43.477	25.438	15.315	30.949	31.775	246.0
5	1'43.153	25.499	15.271	30.600	31.783	247.7
6	1'43.769	25.719	15.336	30.917	31.797	247.1
7	1'43.307	25.678	15.277	30.669	31.683	248.2
8	1'43.606	25.596	15.352	30.860	31.798	247.7
9	1'39.822 P	25.883	15.507	31.011	27.421	247.7
10	1'53.506	32.441	15.493	30.995	34.577	247.1
11	1'43.148	25.450	15.244	30.710	31.744	247.1
12	1'42.923	25.431	15.375	30.500	31.617	244.8
13	1'43.428	25.626	15.262	30.493	32.047	247.7
14	1'47.197	25.491	15.467	33.924	32.315	246.5
15	1'47.622	25.402	15.324	34.258	32.638	245.4
16	1'43.364	25.468	15.378	30.690	31.828	246.5

29th 22 Ayumu SASAKI

Runs=3 Total laps=13 Full laps=9 Valid laps=9

Lap	Lap Time	T1	T2	T3	T4	Speed
1	2'08.476	28.672	15.987	31.834	32.894	243.7
2	1'45.448	26.448	15.561	31.213	32.226	243.7
3	1'44.024	26.035	15.351	30.748	31.890	247.7
4	1'43.526	25.792	15.296	30.588	31.850	248.2
5	1'43.533	25.769	15.403	30.492	31.869	244.8
6	1'44.503	25.578	15.464	31.376	32.085	244.3
7	1'43.782	26.035	15.192	30.696	31.859	248.2

30th 11 Alex ESCRIG

Runs=3 Total laps=16 Full laps=11 Valid laps=10

Lap	Lap Time	T1	T2	T3	T4	Speed
1	2'08.221	29.851	16.077	32.416	34.368	238.9
2	1'46.271 *	27.034	15.568	31.387	32.282*	241.6
3	1'43.803	25.843	15.328	30.752	31.880	243.7
4	1'43.809	25.748	15.350	30.763	31.948	245.4
5	1'43.298	25.587	15.378	30.597	31.736	243.7
6	1'48.258	29.329	15.432	31.468	32.029	244.8
7	1'44.861	25.665	15.363	30.976	32.857	244.8
8	1'44.950 P	25.702	15.535	33.990	29.723	242.1
9	1'47.810	29.129	15.581	30.945	32.155	241.6
10	1'43.862	25.580	15.533	30.734	32.015	240.5
11	1'43.251	25.477	15.352	30.601	31.821	243.2
12	1'43.220	25.506	15.418	30.559	31.737	243.7
13	1'42.835 P	25.773	15.659	32.672	28.731	238.4
14	1'51.129	30.715	15.861	32.384	32.169	237.8
15	1'44.637	25.952	15.954	30.710	32.021	245.4
16	1'43.546	25.676	15.491	30.646	31.733	241.0

31st 43 Xavier ARTIGAS

Runs=4 Total laps=14 Full laps=7 Valid laps=6

Lap	Lap Time	T1	T2	T3	T4	Speed
1	2'07.101	29.201	15.857	32.655	32.943	246.5
2	1'45.435 *	26.118	15.502	31.276	32.539*	244.8
3	1'44.828	26.101	15.519	30.937	32.271	244.8
4	1'43.861	25.775	15.378	30.720	31.988	246.5
5	1'44.548 P	27.608	15.480	33.735	27.725	246.0
6	1'49.762	30.308	15.803	31.075	32.576	243.7
7	1'40.411 P	26.176	15.861	31.248	27.126	237.8
8	1'48.539	29.114	15.637	31.392	32.396	242.6
9	1'44.445	25.889	15.589	31.004	31.963	243.2
10	1'44.360	25.827	15.506	30.713	32.314	244.8
11	1'42.885 P	27.872	15.873	31.624	27.516	241.0
12	1'48.907	29.993	15.701	31.167	32.046	242.6
13	1'44.376	26.016	15.489	30.876	31.995	246.5
14	1'43.530	25.643	15.431	30.625	31.831	246.0

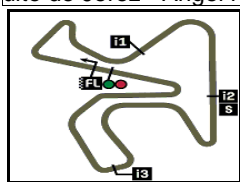
32nd 9 Jorge NAVARRO

Runs=2 Total laps=3 Full laps=0 Valid laps=0

Lap	Lap Time	T1	T2	T3	T4	Speed
1	2'40.136	31.330	16.697	33.928	33.331	232.7
2	2'08.602 P	27.489	15.869	31.921	27'53.323	245.4
3	2'00.560	37.865	15.963	32.315	34.417	242.1

Fastest Lap: Alonso LOPEZ Beta Tools SpeedUp SPA **1'40.797** 24.914 14.999 29.840 31.044

These data/results cannot be reproduced, stored and/or transmitted in whole or in part by any manner of electronic, mechanical, photocopying, recording, broadcasting or otherwise now known or herein after developed without the previous express consent by the copyright owner, except for reproduction in daily press and regular printed publications on sale to the public within 60 days of the event related to those data/results and always provided that copyright symbol appears together as follows below.
© DORNA, 2024



4423 m.

GRAN PREMIO ESTRELLA GALICIA 0,0 DE ESPAÑA

Free Practice

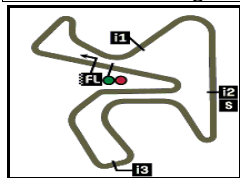
Best Partial Times

IT Ideal Lap Time, sum of the best partial times

BT Best Lap Time

T1		T2		T3		T4				IT		BT	
Pos	Rider	Time	Rider	Time	Rider	Time	Rider	Time	Pos	Rider	IT	BT	
1F.	ALDEGUER	24.854	A.LOPEZ	14.999	A.LOPEZ	29.797	M.GONZALEZ	30.995	1	A.LOPEZ	1'40.706	1'40.797	(1)
2A.	LOPEZ	24.883	I.GUEVARA	15.005	S.CHANTRA	29.815	S.GARCIA	30.997	2	S.CHANTRA	1'40.903	1'40.917	(2)
3S.	CHANTRA	24.897	B.BALTUS	15.012	F.ALDEGUER	29.855	A.LOPEZ	31.027	3	M.GONZALEZ	1'40.933	1'41.039	(3)
4F.	SALAC	24.906	S.CHANTRA	15.033	C.VIETTI	29.900	Z.VD GOORBER	31.047	4	F.ALDEGUER	1'40.986	1'41.148	(5)
5A.	OGURA	24.922	J.ROBERTS	15.034	J.ROBERTS	29.930	J.MASIA	31.078	5	J.ROBERTS	1'40.996	1'41.192	(6)
6J.	ROBERTS	24.931	M.GONZALEZ	15.044	M.GONZALEZ	29.945	C.VIETTI	31.078	6	B.BALTUS	1'41.057	1'41.274	(7)
7Z.	VD GOORBER	24.941	D.ÖNCÜ	15.054	B.BALTUS	29.957	M.RAMIREZ	31.082	7	Z.VD GOORBE	1'41.062	1'41.327	(9)
8M.	GONZALEZ	24.949	D.FOGGIA	15.058	D.ÖNCÜ	29.992	B.BALTUS	31.091	8	C.VIETTI	1'41.109	1'41.109	(4)
9A.	CANET	24.963	F.SALAC	15.061	Z.VD GOORBER	30.008	A.CANET	31.094	9	S.GARCIA	1'41.188	1'41.308	(8)
10B.	BALTUS	24.997	Z.VD GOORBER	15.066	S.GARCIA	30.050	I.GUEVARA	31.096	10	A.CANET	1'41.217	1'41.371	(10)
11C.	VIETTI	25.011	A.CANET	15.070	M.RAMIREZ	30.062	J.ROBERTS	31.101	11	F.SALAC	1'41.317	1'41.385	(12)
12S.	GARCIA	25.028	A.OGURA	15.073	A.OGURA	30.081	S.CHANTRA	31.158	12	I.GUEVARA	1'41.319	1'41.385	(11)
13J.	MASIA	25.053	J.MASIA	15.091	I.GUEVARA	30.083	J.ALCOBA	31.161	13	A.OGURA	1'41.329	1'41.451	(13)
14M.	RAMIREZ	25.089	D.BINDER	15.095	J.ALCOBA	30.083	F.ALDEGUER	31.163	14	D.ÖNCÜ	1'41.350	1'41.542	(16)
15S.	AGIUS	25.099	M.AJI	15.099	A.CANET	30.090	F.SALAC	31.179	15	J.MASIA	1'41.355	1'41.488	(15)
16D.	ÖNCÜ	25.103	S.GARCIA	15.113	J.DIXON	30.099	D.ÖNCÜ	31.201	16	M.RAMIREZ	1'41.367	1'41.454	(14)
17J.	ALCOBA	25.111	F.ALDEGUER	15.114	J.MASIA	30.133	A.ARENAS	31.221	17	J.ALCOBA	1'41.501	1'41.659	(17)
18J.	DIXON	25.118	C.VIETTI	15.120	T.ARBOLINO	30.146	J.DIXON	31.221	18	J.DIXON	1'41.620	1'41.727	(18)
19I.	GUEVARA	25.135	A.ARENAS	15.120	D.FOGGIA	30.164	A.OGURA	31.253	19	A.ARENAS	1'41.694	1'41.771	(19)
20T.	ARBOLINO	25.154	M.RAMIREZ	15.134	F.SALAC	30.171	D.FOGGIA	31.277	20	D.FOGGIA	1'41.757	1'41.963	(22)
21A.	ARENAS	25.173	S.AGIUS	15.137	A.ARENAS	30.180	T.ARBOLINO	31.335	21	T.ARBOLINO	1'41.818	1'41.960	(21)
22D.	BINDER	25.229	J.ALCOBA	15.146	S.AGIUS	30.196	B.BENDSNEYDE	31.351	22	S.AGIUS	1'41.823	1'41.861	(20)
23D.	MOREIRA	25.238	B.BENDSNEYDE	15.165	D.BINDER	30.307	D.BINDER	31.370	23	D.BINDER	1'42.001	1'42.322	(24)
24M.	AJI	25.243	D.MOREIRA	15.169	B.BENDSNEYDE	30.319	S.AGIUS	31.391	24	B.BENDSNEYD	1'42.112	1'42.203	(23)

These data/results cannot be reproduced, stored and/or transmitted in whole or in part by any manner of electronic, mechanical, photocopying, recording, broadcasting or otherwise now known or herein after developed without the previous express consent by the copyright owner, except for reproduction in daily press and regular printed publications on sale to the public within 60 days of the event related to those data/results and always provided that copyright symbol appears together as follows below.
© DORNA, 2024



4423 m.

GRAN PREMIO ESTRELLA GALICIA 0,0 DE ESPAÑA

Free Practice

Best Partial Times

Moto2™

IT Ideal Lap Time, sum of the best partial times

BT Best Lap Time

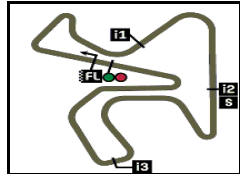
<i>T1</i>		<i>T2</i>		<i>T3</i>		<i>T4</i>				<i>IT</i>	<i>BT</i>	
<i>Pos</i>	<i>Rider</i>	<i>Time</i>	<i>Rider</i>	<i>Time</i>	<i>Rider</i>	<i>Time</i>	<i>Rider</i>	<i>Time</i>	<i>Pos</i>	<i>Rider</i>		
25	D.FOGGIA	25.258	J.DIXON	15.182	M.FERRARI	30.375	M.AJI	31.466	25	M.AJI	1'42.205	1'42.356 (25)
26	B.BENDSNEYDE	25.277	T.ARBOLINO	15.183	M.AJI	30.397	M.FERRARI	31.571	26	D.MOREIRA	1'42.512	1'42.538 (26)
27	M.FERRARI	25.375	A.SASAKI	15.192	A.SASAKI	30.459	X.CARDELUS	31.573	27	M.FERRARI	1'42.550	1'42.803 (27)
28	X.CARDELUS	25.402	M.FERRARI	15.229	X.CARDELUS	30.493	D.MOREIRA	31.583	28	X.CARDELUS	1'42.712	1'42.923 (28)
29	A.ESCRIG	25.477	X.CARDELUS	15.244	D.MOREIRA	30.522	A.SASAKI	31.715	29	A.SASAKI	1'42.873	1'42.962 (29)
30	A.SASAKI	25.507	A.ESCRIG	15.328	A.ESCRIG	30.559	A.ESCRIG	31.733	30	A.ESCRIG	1'43.097	1'43.220 (30)
31	X.ARTIGAS	25.643	X.ARTIGAS	15.378	X.ARTIGAS	30.625	X.ARTIGAS	31.831	31	X.ARTIGAS	1'43.477	1'43.530 (31)
32	J.NAVARRO	27.489	J.NAVARRO	15.869	J.NAVARRO	31.921	J.NAVARRO	33.331	-1	J.NAVARRO		(-1)

These data/results cannot be reproduced, stored and/or transmitted in whole or in part by any manner of electronic, mechanical, photocopying, recording, broadcasting or otherwise now known or herein after developed without the previous express consent by the copyright owner, except for reproduction in daily press and regular printed publications on sale to the public within 60 days of the event related to those data/results and always provided that copyright symbol appears together as follows below.

© DORNA, 2024

Official MotoGP Timing by **TISSOT**
www.motogp.com






4423 m.

GRAN PREMIO ESTRELLA GALICIA 0,0 DE ESPAÑA

Free Practice

Fastest Laps Sequence

<i>Practice Time</i>	 <i>Rider</i>	<i>Nation</i>	<i>Motorcycle</i>	<i>Time</i>	<i>Km/h</i>	<i>Rider's Lap</i>
3'35.566	21 Alonso LOPEZ	SPA	BOSCOSCURO	1'42.493	155.3	2
4'48.944	44 Aron CANET	SPA	KALEX	1'42.322	155.6	2
5'17.325	21 Alonso LOPEZ	SPA	BOSCOSCURO	1'41.759	156.4	3
6'06.456	35 Somkiat CHANTRA	THA	KALEX	1'41.723	156.5	3
13'48.599	21 Alonso LOPEZ	SPA	BOSCOSCURO	1'41.706	156.5	8
14'37.878	35 Somkiat CHANTRA	THA	KALEX	1'41.672	156.6	8
17'13.802	21 Alonso LOPEZ	SPA	BOSCOSCURO	1'41.442	156.9	10
21'37.523	54 Fermin ALDEGUER	SPA	BOSCOSCURO	1'41.431	156.9	9
23'18.736	54 Fermin ALDEGUER	SPA	BOSCOSCURO	1'41.213	157.3	10
24'59.897	54 Fermin ALDEGUER	SPA	BOSCOSCURO	1'41.161	157.4	11
26'07.946	35 Somkiat CHANTRA	THA	KALEX	1'40.917	157.7	11
28'31.135	21 Alonso LOPEZ	SPA	BOSCOSCURO	1'40.797	157.9	13

These data/results cannot be reproduced, stored and/or transmitted in whole or in part by any manner of electronic, mechanical, photocopying, recording, broadcasting or otherwise now known or herein after developed without the previous express consent by the copyright owner, except for reproduction in daily press and regular printed publications on sale to the public within 60 days of the event related to those data/results and always provided that copyright symbol appears together as follows below.

© DORNA, 2024