


5513 m.

## RED BULL GRAND PRIX OF THE AMERICAS

Warm Up

Classification

25

	Rider	Nation	Team	Motorcycle	Time	Lap	Total	Gap	Top Speed
1	12 <b>Maverick VIÑALES</b>	SPA	Aprilia Racing	APRILIA	<b>2'02.341</b>	3	5		<b>336.4</b>
2	93 <b>Marc MARQUEZ</b>	SPA	Gresini Racing MotoGP	DUCATI	<b>2'02.517</b>	5	5	0.176 0.176	<b>338.5</b>
3	25 <b>Raul FERNANDEZ</b>	SPA	Trackhouse Racing	APRILIA	<b>2'02.795</b>	5	5	0.454 0.278	<b>336.4</b>
4	89 <b>Jorge MARTIN</b>	SPA	Prima Pramac Racing	DUCATI	<b>2'02.898</b>	5	5	0.557 0.103	<b>340.6</b>
5	73 <b>Alex MARQUEZ</b>	SPA	Gresini Racing MotoGP	DUCATI	<b>2'02.919</b>	4	5	0.578 0.021	<b>340.6</b>
6	31 <b>Pedro ACOSTA</b>	SPA	Red Bull GASGAS Tech3	KTM	<b>2'03.071</b>	3	5	0.730 0.152	<b>346.1</b>
7	33 <b>Brad BINDER</b>	RSA	Red Bull KTM Factory Racing	KTM	<b>2'03.076</b>	5	5	0.735 0.005	<b>346.1</b>
8	43 <b>Jack MILLER</b>	AUS	Red Bull KTM Factory Racing	KTM	<b>2'03.213</b>	5	5	0.872 0.137	<b>347.2</b>
9	21 <b>Franco MORBIDELLI</b>	ITA	Prima Pramac Racing	DUCATI	<b>2'03.218</b>	4	5	0.877 0.005	<b>342.8</b>
10	41 <b>Aleix ESPARGARO</b>	SPA	Aprilia Racing	APRILIA	<b>2'03.333</b>	4	5	0.992 0.115	<b>339.6</b>
11	23 <b>Enea BASTIANINI</b>	ITA	Ducati Lenovo Team	DUCATI	<b>2'03.340</b>	5	5	0.999 0.007	<b>342.8</b>
12	88 <b>Miguel OLIVEIRA</b>	POR	Trackhouse Racing	APRILIA	<b>2'03.368</b>	4	5	1.027 0.028	<b>338.5</b>
13	72 <b>Marco BEZZECCHI</b>	ITA	Pertamina Enduro VR46 Racing Te	DUCATI	<b>2'03.381</b>	4	5	1.040 0.013	<b>345.0</b>
14	49 <b>Fabio DI GIANNANTONIO</b>	ITA	Pertamina Enduro VR46 Racing Te	DUCATI	<b>2'03.389</b>	5	5	1.048 0.008	<b>337.5</b>
15	1 <b>Francesco BAGNAIA</b>	ITA	Ducati Lenovo Team	DUCATI	<b>2'03.499</b>	5	5	1.158 0.110	<b>342.8</b>
16	42 <b>Alex RINS</b>	SPA	Monster Energy Yamaha MotoGP	YAMAHA	<b>2'03.515</b>	3	5	1.174 0.016	<b>341.7</b>
17	30 <b>Takaaki NAKAGAMI</b>	JPN	IDEMITSU Honda LCR	HONDA	<b>2'03.648</b>	5	5	1.307 0.133	<b>340.6</b>
18	20 <b>Fabio QUARTARARO</b>	FRA	Monster Energy Yamaha MotoGP	YAMAHA	<b>2'03.750</b>	3	5	1.409 0.102	<b>338.5</b>
19	37 <b>Augusto FERNANDEZ</b>	SPA	Red Bull GASGAS Tech3	KTM	<b>2'03.786</b>	4	5	1.445 0.036	<b>340.6</b>
20	5 <b>Johann ZARCO</b>	FRA	CASTROL Honda LCR	HONDA	<b>2'03.911</b>	4	5	1.570 0.125	<b>339.6</b>
21	36 <b>Joan MIR</b>	SPA	Repsol Honda Team	HONDA	<b>2'03.975</b>	3	5	1.634 0.064	<b>341.7</b>
22	10 <b>Luca MARINI</b>	ITA	Repsol Honda Team	HONDA	<b>2'04.379</b>	5	5	2.038 0.404	<b>338.5</b>

Practice condition: Dry

Air: 21°

Humidity: 84%

Ground: 25°

<b>Fastest Lap:</b>	Lap: 3	<b>Maverick VIÑALES</b>	<b>2'02.341</b>	162.2 Km/h
<b>Best Race Lap:</b>	2023	<b>Alex RINS</b>	<b>2'03.126</b>	161.1 Km/h
<b>All Time Lap Record:</b>	2024	<b>Maverick VIÑALES</b>	<b>2'00.864</b>	164.2 Km/h

The results are provisional until the end of the limit for protest and appeals.

Time limit for protest expires 60' after publication of the results - ..... Time: .....

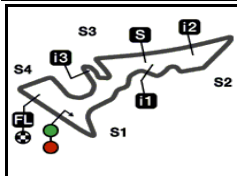
These data/results cannot be reproduced, stored and/or transmitted in whole or in part by any manner of electronic, mechanical, photocopying, recording, broadcasting or otherwise now known or herein after developed without the previous express consent by the copyright owner, except for reproduction in daily press and regular printed publications on sale to the public within 60 days of the event related to those data/results and always provided that copyright symbol appears together as follows below.

© DORNA, 2024

Official MotoGP Timing by TISSOT  
www.motogp.com



Austin, Sunday, April 14, 2024



5513 m.

## RED BULL GRAND PRIX OF THE AMERICAS

Warm Up

Top Speed &amp; Average

26



Rider	Nation	Motorcycle	Top 5 speeds					Average	Top
43 Jack MILLER	AUS	KTM	347.2	347.2	343.9	342.8	341.7	344.6	347.2
31 Pedro ACOSTA	SPA	KTM	346.1	345.0	343.9	340.6	339.6	343.0	346.1
33 Brad BINDER	RSA	KTM	346.1	346.1	343.9	342.8	342.8	344.3	346.1
72 Marco BEZZECCHI	ITA	DUCATI	345.0	342.8	341.7	339.6	306.8	335.2	345.0
1 Francesco BAGNAIA	ITA	DUCATI	342.8	341.7	340.6	340.6	339.6	341.1	342.8
21 Franco MORBIDELLI	ITA	DUCATI	342.8	341.7	339.6	339.6	338.5	340.4	342.8
23 Enea BASTIANINI	ITA	DUCATI	342.8	341.7	340.6	340.6	339.6	341.1	342.8
36 Joan MIR	SPA	HONDA	341.7	336.4	335.4	334.3	333.3	336.2	341.7
42 Alex RINS	SPA	YAMAHA	341.7	339.6	339.6	338.5	336.4	339.2	341.7
30 Takaaki NAKAGAMI	JPN	HONDA	340.6	338.5	334.3	334.3	322.3	334.0	340.6
37 Augusto FERNANDEZ	SPA	KTM	340.6	339.6	338.5	326.2	291.1	327.2	340.6
73 Alex MARQUEZ	SPA	DUCATI	340.6	340.6	337.5	337.5	333.3	337.9	340.6
89 Jorge MARTIN	SPA	DUCATI	340.6	340.6	339.6	338.5	335.4	338.9	340.6
5 Johann ZARCO	FRA	HONDA	339.6	338.5	337.5	336.4	335.4	337.5	339.6
41 Aleix ESPARGARO	SPA	APRILIA	339.6	339.6	338.5	336.4	335.4	337.9	339.6
10 Luca MARINI	ITA	HONDA	338.5	336.4	336.4	335.4	335.4	336.4	338.5
20 Fabio QUARTARARO	FRA	YAMAHA	338.5	337.5	336.4	335.4	297.5	329.1	338.5
88 Miguel OLIVEIRA	POR	APRILIA	338.5	337.5	337.5	337.5	336.4	337.5	338.5
93 Marc MARQUEZ	SPA	DUCATI	338.5	338.5	338.5	338.5	337.5	338.3	338.5
49 Fabio DI GIANNANTONIO	ITA	DUCATI	337.5	337.5	336.4	336.4	333.3	336.2	337.5
12 Maverick VIÑALES	SPA	APRILIA	336.4	336.4	335.4	335.4	335.4	335.8	336.4
25 Raul FERNANDEZ	SPA	APRILIA	336.4	336.4	335.4	335.4	334.3	335.6	336.4

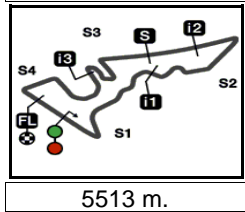
These data/results cannot be reproduced, stored and/or transmitted in whole or in part by any manner of electronic, mechanical, photocopying, recording, broadcasting or otherwise now known or herein after developed without the previous express consent by the copyright owner, except for reproduction in daily press and regular printed publications on sale to the public within 60 days of the event related to those data/results and always provided that copyright symbol appears together as follows below.

© DORNA, 2024

Official MotoGP Timing by TISSOT  
www.motogp.com



Austin, Sunday, April 14, 2024



**RED BULL GRAND PRIX OF THE AMERICAS**  
**Warm Up**  
**Chronological Analysis of Performances**

**27**

\* Lap / Sector time cancelled      T1 Time from finish line to 1st intermediate      T3 Time from 2nd intermed. to 3rd intermed.  
 P Crossing the finish line in pit lane      T2 Time from 1st intermed. to 2nd intermed.      T4 Time from 3rd intermediate to finish line  
 \*\*Tyre data subject to further updates

Lap	Lap Time	T1	T2	T3	T4	Speed	Lap	Lap Time	T1	T2	T3	T4	Speed		
<b>1st</b>	<b>12</b>	<b>Maverick VIÑALES</b> APRILIA SPA						<b>Run # 1</b>	<b>Front Tyre Slick-Medium Rear Tyre Slick-Soft</b>						
		Aprilia Racing							2 Laps at start					2 Laps at start	
		Runs=1	Total laps=5	Full laps=4	Valid laps=4		1	2'15.882	34.519	31.633	33.282	30.862	333.3		
		<b>New Tyre</b>		<b>New Tyre</b>			2	<b>2'04.851</b>	35.547	30.095	30.679	28.530	<b>340.6</b>		
		1	3'02.692	33.175	30.882	31.053	28.478	335.4	3	<b>2'03.729</b>	34.964	29.805	30.570	28.390	340.6
		2	<b>2'03.166</b>	34.857	29.834	30.442	28.033	335.4	4	<b>2'02.919</b>	<b>34.645</b>	<b>29.707</b>	30.355	<b>28.212</b>	337.5
		3	<b>2'02.341</b>	<b>34.550</b>	<b>29.583</b>	<b>30.251</b>	<b>27.957</b>	<b>336.4</b>	5	<b>2'03.128</b>	34.697	29.739	<b>30.341</b>	28.351	337.5
		4	<b>2'03.882</b>	34.589	29.725	31.193	28.375	336.4							
		5	<b>2'03.377</b>	35.451	29.671	30.285	27.970	335.4							
<b>6th</b>	<b>31</b>	<b>Pedro ACOSTA</b> KTM SPA						<b>Run # 1</b>	<b>Front Tyre Slick-Medium Rear Tyre Slick-Medium</b>						
		Red Bull GASGAS Tech3							10 Laps at start					<b>New Tyre</b>	
		Runs=1	Total laps=5	Full laps=4	Valid laps=3		1	2'17.856	34.150	31.423	31.197	28.722	345.0		
		<b>New Tyre</b>		<b>New Tyre</b>			2	<b>2'04.268</b>	35.236	29.921	30.696	28.415	<b>346.1</b>		
		1	2'15.277	35.135	31.832	31.614	29.551	<b>338.5</b>	3	<b>2'03.071</b>	34.659	<b>29.842</b>	30.400	28.170	343.9
		2	<b>2'03.968</b>	35.233	29.809	30.543	28.383	338.5	4	<b>2'03.104</b>	<b>34.572</b>	29.878	30.565	<b>28.089</b>	339.6
		3	<b>2'02.730</b>	34.829	<b>29.543</b>	30.177	28.181	338.5	5	2'04.198 *	35.589*	29.979	<b>30.281</b>	28.349	340.6
		4	<b>2'03.881</b>	35.667	29.691	30.352	28.171	338.5							
		5	<b>2'02.517</b>	<b>34.687</b>	29.615	<b>30.136</b>	<b>28.079</b>	337.5							
<b>7th</b>	<b>33</b>	<b>Brad BINDER</b> KTM RSA						<b>Run # 1</b>	<b>Front Tyre Slick-Medium Rear Tyre Slick-Medium</b>						
		Red Bull KTM Factory Racing							10 Laps at start					<b>New Tyre</b>	
		Runs=1	Total laps=5	Full laps=4	Valid laps=4		1	2'20.725	34.470	31.299	31.477	29.024	342.8		
		<b>New Tyre</b>		<b>New Tyre</b>			2	<b>2'04.762</b>	35.609	30.230	30.503	28.420	343.9		
		1	2'00.640	34.280	31.311	31.148	28.524	334.3	3	<b>2'03.548</b>	35.003	29.808	30.443	28.294	<b>346.1</b>
		2	2'07.363 *	35.256	32.537*	31.216	28.354	335.4	4	<b>2'03.530</b>	<b>34.695</b>	30.172	30.480	<b>28.183</b>	342.8
		3	<b>2'02.805</b>	34.743	29.746	30.333	<b>27.983</b>	335.4	5	<b>2'03.076</b>	34.805	<b>29.687</b>	<b>30.308</b>	28.276	346.1
		4	<b>2'03.640</b>	34.890	30.005	30.440	28.305	<b>336.4</b>							
		5	<b>2'02.795</b>	<b>34.742</b>	<b>29.696</b>	<b>30.285</b>	28.072	336.4							
<b>8th</b>	<b>43</b>	<b>Jack MILLER</b> KTM AUS						<b>Run # 1</b>	<b>Front Tyre Slick-Medium Rear Tyre Slick-Soft</b>						
		Red Bull KTM Factory Racing							6 Laps at start					3 Laps at start	
		Runs=1	Total laps=5	Full laps=4	Valid laps=4		1	2'16.046	35.019	31.629	31.875	29.628	343.9		
		<b>New Tyre</b>		<b>New Tyre</b>			2	<b>2'04.859</b>	35.648	29.996	30.734	28.481	<b>347.2</b>		
		1	2'31.084	32.376	31.287	31.451	29.162	335.4	3	<b>2'03.815</b>	35.218	29.730	30.483	<b>28.384</b>	347.2
		2	<b>2'04.651</b>	35.404	30.059	30.690	28.498	338.5	4	<b>2'03.456</b>	34.770	29.785	30.466	28.435	341.7
		3	<b>2'03.545</b>	34.996	29.843	30.382	28.324	339.6	5	<b>2'03.213</b>	<b>34.727</b>	<b>29.646</b>	<b>30.357</b>	28.483	342.8
		4	<b>2'03.044</b>	34.615	<b>29.760</b>	30.415	<b>28.254</b>	<b>340.6</b>							
		5	<b>2'02.898</b>	<b>34.532</b>	29.766	<b>30.320</b>	28.280	340.6							
<b>9th</b>	<b>21</b>	<b>Franco MORBIDELLI</b> DUCATI ITA						<b>Run # 1</b>	<b>Front Tyre Slick-Medium Rear Tyre Slick-Soft</b>						
		Prima Pramac Racing							7 Laps at start					4 Laps at start	
		Runs=1	Total laps=5	Full laps=4	Valid laps=4		1	2'18.733	34.325	31.174	31.287	28.706	339.6		

**Fastest Lap:** Maverick VIÑALES Aprilia Racing SPA **2'02.341** 34.550 29.583 30.251 27.957

These data/results cannot be reproduced, stored and/or transmitted in whole or in part by any manner of electronic, mechanical, photocopying, recording, broadcasting or otherwise now known or herein after developed without the previous express consent by the copyright owner, except for reproduction in daily press and regular printed publications on sale to the public within 60 days of the event related to those data/results and always provided that copyright symbol appears together as follows below.  
 © DORNA, 2024



# Warm Up

# MotoGP

Lap	Lap Time	T1	T2	T3	T4	Speed	Lap	Lap Time	T1	T2	T3	T4	Speed
2	2'05.083	35.265	30.302	30.947	28.569	338.5	3	2'04.762	35.297	29.974	30.626	28.865	336.4
3	2'04.215	35.169	30.084	30.516	28.446	339.6	4	2'03.706	35.238	29.683	30.238	28.547	337.5
4	2'03.218	34.881	29.632	30.380	28.325	342.8	5	2'03.389	34.810	29.792	30.285	28.502	337.5
5	2'03.499	34.979	29.694	30.400	28.426	341.7							

**10th 41** **Alex ESPARGARO** APRILIA SPA  
Aprilia Racing  
Runs=1 Total laps=5 Full laps=4 Valid laps=4

Run #	1	Front Tyre	Slick-Medium	Rear Tyre	Slick-Medium	New Tyre
		4 Laps at start			New Tyre	
1	2'22.793	34.420	31.592	31.524	29.218	338.5
2	2'05.639	36.035	30.321	30.917	28.366	339.6
3	2'08.722	35.157	29.856	34.920	28.789	339.6
4	2'03.333	34.903	29.813	30.511	28.106	336.4
5	2'10.274	34.788	29.711	36.889	28.886	335.4

**11th 23** **Enea BASTIANINI** DUCATI ITA  
Ducati Lenovo Team  
Runs=1 Total laps=5 Full laps=4 Valid laps=3

Run #	1	Front Tyre	Slick-Medium	Rear Tyre	Slick-Medium	New Tyre
		7 Laps at start			New Tyre	
1	2'33.010	33.513	31.662	31.045	28.894	340.6
2	2'04.196	35.230	30.254	30.380	28.332	340.6
3	2'04.029 *	34.862*	30.478	30.377	28.312	341.7
4	2'03.581	34.779	30.125	30.400	28.277	339.6
5	2'03.340	34.867	29.922	30.361	28.190	342.8

**12th 88** **Miguel OLIVEIRA** APRILIA POR  
Trackhouse Racing  
Runs=1 Total laps=5 Full laps=4 Valid laps=3

Run #	1	Front Tyre	Slick-Soft	Rear Tyre	Slick-Medium	New Tyre
		New Tyre			New Tyre	
1	2'34.833	33.055	31.737	31.266	29.127	338.5
2	2'04.805	35.632	30.231	30.352	28.590	337.5
3	2'04.076	35.238	29.959	30.361	28.518	337.5
4	2'03.368	34.908	29.745	30.401	28.314	337.5
5	2'05.152 *	34.512*	30.503	31.136	29.001	336.4

**13th 72** **Marco BEZZECCHI** DUCATI ITA  
Pertamina Enduro VR46 Racing Team  
Runs=1 Total laps=5 Full laps=4 Valid laps=4

Run #	1	Front Tyre	Slick-Soft	Rear Tyre	Slick-Soft	New Tyre
		New Tyre			4 Laps at start	
1	2'16.703	33.443	31.460	31.499	29.508	339.6
2	2'04.808	35.261	30.071	30.830	28.646	341.7
3	2'04.174	34.885	30.182	30.756	28.351	342.8
4	2'03.381	34.730	29.829	30.497	28.325	345.0
5	2'23.726	39.269	36.116	39.552	28.789	306.8

**14th 49** **Fabio DI GIANNANTONI** DUCATI ITA  
Pertamina Enduro VR46 Racing Team  
Runs=2 Total laps=5 Full laps=3 Valid laps=3

Run #	1	Front Tyre	Slick-Soft	Rear Tyre	Slick-Soft	New Tyre
		11 Laps at start			10 Laps at start	
1	2'19.024 P	34.941	31.439	31.723	34.413	336.4
Run #	2	Front Tyre	Slick-Soft	Rear Tyre	Slick-Medium	New Tyre
2	2'37.337	34.299	31.177	31.051	29.288	333.3

**15th 1** **Francesco BAGNAIA** DUCATI ITA  
Ducati Lenovo Team  
Runs=1 Total laps=5 Full laps=4 Valid laps=3

Run #	1	Front Tyre	Slick-Medium	Rear Tyre	Slick-Soft	New Tyre
		10 Laps at start			10 Laps at start	
1	2'15.599	35.390	31.710	31.601	29.624	342.8
2	2'04.954	35.448	30.084	30.828	28.594	340.6
3	2'03.719	34.968	29.884	30.519	28.348	339.6
4	2'13.397 *	43.181*	30.889	30.652	28.675	340.6
5	2'03.499	34.707	29.862	30.444	28.486	341.7

**16th 42** **Alex RINS** YAMAHA SPA  
Monster Energy Yamaha MotoGP Team  
Runs=1 Total laps=5 Full laps=4 Valid laps=4

Run #	1	Front Tyre	Slick-Medium	Rear Tyre	Slick-Soft	New Tyre
		11 Laps at start			3 Laps at start	
1	2'22.970	34.807	31.309	31.370	29.142	341.7
2	2'04.221	35.365	30.088	30.486	28.282	339.6
3	2'03.515	34.989	29.807	30.322	28.397	339.6
4	2'05.966	34.780	31.502	30.910	28.774	336.4
5	2'03.793	34.805	29.944	30.493	28.551	338.5

**17th 30** **Takaaki NAKAGAMI** HONDA JPN  
IDEMITSU Honda LCR  
Runs=1 Total laps=5 Full laps=4 Valid laps=3

Run #	1	Front Tyre	Slick-Soft	Rear Tyre	Slick-Soft	New Tyre
		New Tyre			3 Laps at start	
1	2'24.234	36.144	32.540	32.232	29.201	334.3
2	2'04.733	35.486	29.988	30.737	28.522	340.6
3	2'03.989	35.227	29.898	30.436	28.428	338.5
4	2'09.931 *	39.667*	30.596	31.189	28.479	322.3
5	2'03.648	35.077	29.879	30.318	28.374	334.3

**18th 20** **Fabio QUARTARARO** YAMAHA FRA  
Monster Energy Yamaha MotoGP Team  
Runs=1 Total laps=5 Full laps=4 Valid laps=4

Run #	1	Front Tyre	Slick-Medium	Rear Tyre	Slick-Soft	New Tyre
		10 Laps at start			4 Laps at start	
1	2'36.399	31.888	31.559	31.145	28.732	335.4
2	2'04.347	35.175	30.168	30.568	28.436	337.5
3	2'03.750	34.929	29.939	30.438	28.444	338.5
4	2'03.864	34.891	30.043	30.432	28.498	336.4
5	2'14.441	35.040	32.874	34.637	31.890	297.5

**19th 37** **Augusto FERNANDEZ** KTM SPA  
Red Bull GASGAS Tech3  
Runs=1 Total laps=5 Full laps=4 Valid laps=4

Run #	1	Front Tyre	Slick-Medium	Rear Tyre	Slick-Medium	New Tyre
		6 Laps at start			New Tyre	
1	2'21.623	35.398	32.274	31.822	28.932	326.2
2	2'04.655	35.548	30.177	30.608	28.322	339.6
3	2'03.879	34.925	29.844	30.286	28.824	340.6
4	2'03.786	34.841	30.057	30.518	28.370	338.5
5	2'21.720	35.272	40.195	36.189	30.064	291.1

<b>Fastest Lap:</b>	Maverick VIÑALES	Aprilia Racing	SPA	2'02.341	34.550	29.583	30.251	27.957
---------------------	------------------	----------------	-----	----------	--------	--------	--------	--------

These data/results cannot be reproduced, stored and/or transmitted in whole or in part by any manner of electronic, mechanical, photocopying, recording, broadcasting or otherwise now known or herein after developed without the previous express consent by the copyright owner, except for reproduction in daily press and regular printed publications on sale to the public within 60 days of the event related to those data/results and always provided that copyright symbol appears together as follows below.  
© DORNA, 2024



Lap	Lap Time	T1	T2	T3	T4	Speed	Lap	Lap Time	T1	T2	T3	T4	Speed
-----	----------	----	----	----	----	-------	-----	----------	----	----	----	----	-------

**20th 5** **Johann ZARCO** HONDA FRA  
 CASTROL Honda LCR  
 Runs=1 Total laps=5 Full laps=4 Valid laps=4

Run #	1	Front Tyre	Slick-Medium	Rear Tyre	Slick-Medium	New Tyre	
		6 Laps at start					
1	2'18.187	34.745	31.604	31.886	28.866	339.6	
2	<b>2'04.932</b>	35.501	30.336	30.683	28.412	335.4	
3	<b>2'04.005</b>	35.227	29.948	30.434	28.396	338.5	
4	<b>2'03.911</b>	35.004	30.014	30.459	28.434	336.4	
5	<b>2'04.273</b>	35.443	30.094	30.479	28.257	337.5	

**21st 36** **Joan MIR** HONDA SPA  
 Repsol Honda Team  
 Runs=1 Total laps=5 Full laps=4 Valid laps=4

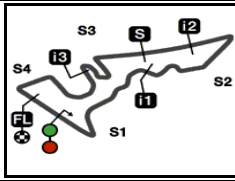
Run #	1	Front Tyre	Slick-Soft	Rear Tyre	Slick-Medium	New Tyre	
		6 Laps at start					
1	2'16.935	35.433	31.407	31.466	29.448	336.4	
2	<b>2'05.072</b>	35.503	30.201	30.664	28.704	335.4	
3	<b>2'03.975</b>	35.118	29.918	30.482	28.457	341.7	
4	<b>2'08.869</b>	35.140	34.048	30.972	28.709	334.3	
5	<b>2'04.065</b>	35.188	29.951	30.264	28.662	333.3	

**22nd 10** **Luca MARINI** HONDA ITA  
 Repsol Honda Team  
 Runs=1 Total laps=5 Full laps=4 Valid laps=4

Run #	1	Front Tyre	Slick-Medium	Rear Tyre	Slick-Soft	New Tyre	
		6 Laps at start			3 Laps at start		
1	2'17.714	36.559	31.622	31.242	29.238	335.4	
2	<b>2'05.924</b>	35.871	30.588	30.869	28.596	338.5	
3	<b>2'04.823</b>	35.242	30.152	30.791	28.638	336.4	
4	<b>2'04.597</b>	35.124	30.215	30.819	28.439	336.4	
5	<b>2'04.379</b>	35.039	30.085	30.484	28.771	335.4	

**Fastest Lap:** Maverick VIÑALES Aprilia Racing SPA **2'02.341** 34.550 29.583 30.251 27.957

These data/results cannot be reproduced, stored and/or transmitted in whole or in part by any manner of electronic, mechanical, photocopying, recording, broadcasting or otherwise now known or herein after developed without the previous express consent by the copyright owner, except for reproduction in daily press and regular printed publications on sale to the public within 60 days of the event related to those data/results and always provided that copyright symbol appears together as follows below.  
 © DORNA, 2024



5513 m.

**RED BULL GRAND PRIX OF THE AMERICAS**  
**Official Starting Grid**

Race : 20 laps = 110.26 km

**28**



1	<b>3</b> 2'01.266 <b>93 Marc MARQUEZ</b> Ducati	<b>2</b> 2'01.192 <b>31 Pedro ACOSTA</b> KTM	<b>1</b> 2'00.864 <b>12 Maverick VIÑALES</b> Aprilia
2	<b>6</b> 2'01.511 <b>89 Jorge MARTIN</b> Ducati	<b>5</b> 2'01.439 <b>23 Enea BASTIANINI</b> Ducati	<b>4</b> 2'01.352 <b>1 Francesco BAGNAIA</b> Ducati
3	<b>9</b> 2'01.737 <b>21 Franco MORBIDELLI</b> Ducati	<b>8</b> 2'01.667 <b>49 Fabio DI GIANNANTONIO</b> Ducati	<b>7</b> 2'01.562 <b>41 Aleix ESPARGARO</b> Aprilia
4	<b>12</b> 2'01.553 <b>73 Alex MARQUEZ</b> Ducati	<b>11</b> 2'02.297 <b>43 Jack MILLER</b> KTM	<b>10</b> 2'02.279 <b>72 Marco BEZZECCHI</b> Ducati
5	<b>15</b> 2'01.893 <b>42 Alex RINS</b> Yamaha	<b>14</b> 2'01.844 <b>88 Miguel OLIVEIRA</b> Aprilia	<b>13</b> 2'01.726 <b>25 Raul FERNANDEZ</b> Aprilia
6	<b>18</b> 2'02.223 <b>37 Augusto FERNANDEZ</b> KTM	<b>17</b> 2'02.140 <b>33 Brad BINDER</b> KTM	<b>16</b> 2'02.089 <b>20 Fabio QUARTARARO</b> Yamaha
7	<b>21</b> 2'03.114 <b>30 Takaaki NAKAGAMI</b> Honda	<b>20</b> 2'02.829 <b>36 Joan MIR</b> Honda	<b>19</b> 2'02.380 <b>5 Johann ZARCO</b> Honda
8			<b>22</b> 2'03.249 <b>10 Luca MARINI</b> Honda

The results are provisional until the end of the limit for protest and appeals and until the ratification of the Event Management Committee.

Time limit for protest expires 60' at the latest after publication of the results - ..... Time: .....

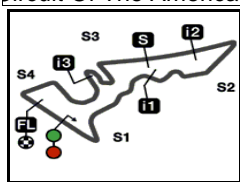
These data/results cannot be reproduced, stored and/or transmitted in whole or in part by any manner of electronic, mechanical, photocopying, recording, broadcasting or otherwise now known or herein after developed without the previous express consent by the copyright owner, except for reproduction in daily press and regular printed publications on sale to the public within 60 days of the event related to those data/results and always provided that copyright symbol appears together as follows below.

© DORNA, 2024

Official MotoGP Timing by TISSOT  
 www.motogp.com



**Austin, Sunday, April 14, 2024**



5513 m.

## RED BULL GRAND PRIX OF THE AMERICAS

## Warm Up

## Best Partial Times

MotoGP™

*IT* Ideal Lap Time, sum of the best partial times*BT* Best Lap Time

<i>T1</i>		<i>T2</i>		<i>T3</i>		<i>T4</i>				<i>IT</i>	<i>BT</i>	
<i>Pos</i>	<i>Rider</i>	<i>Time</i>	<i>Rider</i>	<i>Time</i>	<i>Rider</i>	<i>Time</i>	<i>Rider</i>	<i>Time</i>	<i>Pos</i>	<i>Rider</i>	<i>IT</i>	<i>BT</i>
1	J.MARTIN	34.532	M.MARQUEZ	29.543	M.MARQUEZ	30.136	M.VIÑALES	27.957	1	M.VIÑALES	2'02.341	2'02.341 (1)
2	M.VIÑALES	34.550	M.VIÑALES	29.583	F.DI GIANNANTO	30.238	R.FERNANDEZ	27.983	2	M.MARQUEZ	2'02.445	2'02.517 (2)
3	P.ACOSTA	34.572	F.MORBIDELLI	29.632	M.VIÑALES	30.251	M.MARQUEZ	28.079	3	R.FERNANDEZ	2'02.706	2'02.795 (3)
4	A.MARQUEZ	34.645	J.MILLER	29.646	J.MIR	30.264	P.ACOSTA	28.089	4	P.ACOSTA	2'02.784	2'03.071 (6)
5	M.MARQUEZ	34.687	F.DI GIANNANTO	29.683	P.ACOSTA	30.281	A.ESPARGARO	28.106	5	J.MARTIN	2'02.866	2'02.898 (4)
6	B.BINDER	34.695	B.BINDER	29.687	R.FERNANDEZ	30.285	B.BINDER	28.183	6	B.BINDER	2'02.873	2'03.076 (7)
7	F.BAGNAIA	34.707	R.FERNANDEZ	29.696	A.FERNANDEZ	30.286	E.BASTIANINI	28.190	7	A.MARQUEZ	2'02.905	2'02.919 (5)
8	J.MILLER	34.727	A.MARQUEZ	29.707	B.BINDER	30.308	A.MARQUEZ	28.212	8	J.MILLER	2'03.114	2'03.213 (8)
9	M.BEZZECCHI	34.730	A.ESPARGARO	29.711	T.NAKAGAMI	30.318	J.MARTIN	28.254	9	A.ESPARGAR	2'03.116	2'03.333 (10)
10	R.FERNANDEZ	34.742	M.OLIVEIRA	29.745	J.MARTIN	30.320	J.ZARCO	28.257	10	A.RINS	2'03.191	2'03.515 (16)
11	E.BASTIANINI	34.779	J.MARTIN	29.760	A.RINS	30.322	A.RINS	28.282	11	F.MORBIDELLI	2'03.218	2'03.218 (9)
12	A.RINS	34.780	A.RINS	29.807	A.MARQUEZ	30.341	M.OLIVEIRA	28.314	12	F.DI GIANNAN	2'03.233	2'03.389 (14)
13	A.ESPARGARO	34.788	M.BEZZECCHI	29.829	M.OLIVEIRA	30.352	A.FERNANDEZ	28.322	13	E.BASTIANINI	2'03.252	2'03.340 (11)
14	F.DI GIANNANTO	34.810	P.ACOSTA	29.842	J.MILLER	30.357	F.MORBIDELLI	28.325	14	A.FERNANDEZ	2'03.293	2'03.786 (19)
15	A.FERNANDEZ	34.841	A.FERNANDEZ	29.844	E.BASTIANINI	30.361	M.BEZZECCHI	28.325	15	M.OLIVEIRA	2'03.319	2'03.368 (12)
16	F.MORBIDELLI	34.881	F.BAGNAIA	29.862	F.MORBIDELLI	30.380	F.BAGNAIA	28.348	16	F.BAGNAIA	2'03.361	2'03.499 (15)
17	F.QUARTARARO	34.891	T.NAKAGAMI	29.879	F.QUARTARARO	30.432	T.NAKAGAMI	28.374	17	M.BEZZECCHI	2'03.381	2'03.381 (13)
18	M.OLIVEIRA	34.908	J.MIR	29.918	J.ZARCO	30.434	J.MILLER	28.384	18	J.ZARCO	2'03.643	2'03.911 (20)
19	J.ZARCO	35.004	E.BASTIANINI	29.922	F.BAGNAIA	30.444	F.QUARTARARO	28.436	19	T.NAKAGAMI	2'03.648	2'03.648 (17)
20	L.MARINI	35.039	F.QUARTARARO	29.939	L.MARINI	30.484	L.MARINI	28.439	20	F.QUARTARAR	2'03.698	2'03.750 (18)
21	T.NAKAGAMI	35.077	J.ZARCO	29.948	M.BEZZECCHI	30.497	J.MIR	28.457	21	J.MIR	2'03.757	2'03.975 (21)
22	J.MIR	35.118	L.MARINI	30.085	A.ESPARGARO	30.511	F.DI GIANNANTO	28.502	22	L.MARINI	2'04.047	2'04.379 (22)

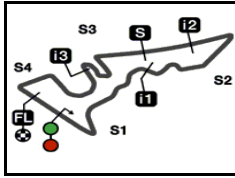
These data/results cannot be reproduced, stored and/or transmitted in whole or in part by any manner of electronic, mechanical, photocopying, recording, broadcasting or otherwise now known or herein after developed without the previous express consent by the copyright owner, except for reproduction in daily press and regular printed publications on sale to the public within 60 days of the event related to those data/results and always provided that copyright symbol appears together as follows below.

© DORNA, 2024

Official MotoGP Timing by TISSOT

www.motogp.com






5513 m.

## RED BULL GRAND PRIX OF THE AMERICAS

## Warm Up

## Fastest Laps Sequence

<i>Practice Time</i>	 <i>Rider</i>	<i>Nation</i>	<i>Motorcycle</i>	<i>Time</i>	<i>Km/h</i>	<i>Rider's Lap</i>
<b>4'19.245</b>	93 <b>Marc MARQUEZ</b>	SPA	DUCATI	<b>2'03.968</b>	160.0	2
<b>5'05.858</b>	12 <b>Maverick VIÑALES</b>	SPA	APRILIA	<b>2'03.166</b>	161.1	2
<b>6'21.975</b>	93 <b>Marc MARQUEZ</b>	SPA	DUCATI	<b>2'02.730</b>	161.7	3
<b>7'08.199</b>	12 <b>Maverick VIÑALES</b>	SPA	APRILIA	<b>2'02.341</b>	162.2	3

These data/results cannot be reproduced, stored and/or transmitted in whole or in part by any manner of electronic, mechanical, photocopying, recording, broadcasting or otherwise now known or herein after developed without the previous express consent by the copyright owner, except for reproduction in daily press and regular printed publications on sale to the public within 60 days of the event related to those data/results and always provided that copyright symbol appears together as follows below.

© DORNA, 2024

Official MotoGP Timing by **TISSOT**  
www.motogp.com



**Austin, Sunday, April 14, 2024**