

5513 m.

RED BULL GRAND PRIX OF THE AMERICAS

Sprint

Classification after 10 laps = 55.13 km

29

Pos		Rider	Nation	Team	Motorcycle	Total Time	Km/h	Gap
1	12	12 Maverick VIÑALES	SPA	Aprilia Racing	APRILIA	20'27.825	161.6	
2	9	93 Marc MARQUEZ	SPA	Gresini Racing MotoGP	DUCATI	20'30.119	161.3	2.294
3	7	89 Jorge MARTIN	SPA	Prima Pramac Racing	DUCATI	20'32.224	161.0	4.399
4	6	31 Pedro ACOSTA	SPA	Red Bull GASGAS Tech3	KTM	20'34.305	160.7	6.480
5	5	41 Aleix ESPARGARO	SPA	Aprilia Racing	APRILIA	20'34.482	160.7	6.657
6	4	23 Enea BASTIANINI	ITA	Ducati Lenovo Team	DUCATI	20'36.446	160.5	8.621
7	3	43 Jack MILLER	AUS	Red Bull KTM Factory Racing	KTM	20'37.062	160.4	9.237
8	2	1 Francesco BAGNAIA	ITA	Ducati Lenovo Team	DUCATI	20'37.174	160.4	9.349
9	1	25 Raul FERNANDEZ	SPA	Trackhouse Racing	APRILIA	20'37.462	160.3	9.637
10		21 Franco MORBIDELLI	ITA	Prima Pramac Racing	DUCATI	20'37.719	160.3	9.894
11		88 Miguel OLIVEIRA	POR	Trackhouse Racing	APRILIA	20'38.189	160.2	10.364
12		33 Brad BINDER	RSA	Red Bull KTM Factory Racing	KTM	20'38.549	160.2	10.724
13		72 Marco BEZZECCHI	ITA	Pertamina Enduro VR46 Racing T	DUCATI	20'39.374	160.1	11.549
14		73 Alex MARQUEZ	SPA	Gresini Racing MotoGP	DUCATI	20'43.293	159.6	15.468
15		20 Fabio QUARTARARO	FRA	Monster Energy Yamaha MotoGP	YAMAHA	20'43.399	159.6	15.574
16		42 Alex RINS	SPA	Monster Energy Yamaha MotoGP	YAMAHA	20'45.971	159.2	18.146
17		10 Luca MARINI	ITA	Repsol Honda Team	HONDA	20'50.814	158.6	22.989
Not classified								
		5 Johann ZARCO	FRA	CASTROL Honda LCR	HONDA	12'29.006	158.9	4 laps
		36 Joan MIR	SPA	Repsol Honda Team	HONDA	6'18.290	157.3	7 laps
Not finished first lap								
		49 Fabio DI GIANNANTONIO	ITA	Pertamina Enduro VR46 Racing T	DUCATI			
		37 Augusto FERNANDEZ	SPA	Red Bull GASGAS Tech3	KTM			
		30 Takaaki NAKAGAMI	JPN	IDEMITSU Honda LCR	HONDA			

Race condition: DryAir: 26°
Humidity: 50%
Ground: 40°**Pole Position:**

		Maverick VIÑALES	2'00.864	164.2 Km/h
Fastest Lap:	Lap 3	Maverick VIÑALES	2'02.275	162.3 Km/h
Best Race Lap:	2023	Alex RINS	2'03.126	161.1 Km/h
All Time Lap Record:	2024	Maverick VIÑALES	2'00.864	164.2 Km/h

14:45'00

14:49'12

15:00'00

15:02'44

15:03'25 Takaaki NAKAGAMI

15:04'10 Fabio DI GIANNANTONIO

15:04'55 Augusto FERNANDEZ

15:07'00 -

15:10'40 Joan MIR

15:16'07 Johann ZARCO

15:20'37 **Brad BINDER****SIGHTING LAP START**

All bikes on grid

WARM UP LAP START**RACE START**

crashed out - Rider OK

stopped with technical issue

crashed out - Rider OK

No jump starts

crashed out - Rider OK

crashed out - Rider OK

track limits warning

The results are provisional until the end of the limit for protest and appeals.

Time limit for protest expires 60' after publication of the results - Time:

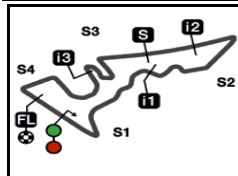
These data/results cannot be reproduced, stored and/or transmitted in whole or in part by any manner of electronic, mechanical, photocopying, recording, broadcasting or otherwise now known or herein after developed without the previous express consent by the copyright owner, except for reproduction in daily press and regular printed publications on sale to the public within 60 days of the event related to those data/results and always provided that copyright symbol appears together as follows below.

© DORNA, 2024

Official MotoGP Timing by TISSOT
www.motogp.com

Austin, Saturday, April 13, 2024





5513 m.

RED BULL GRAND PRIX OF THE AMERICAS

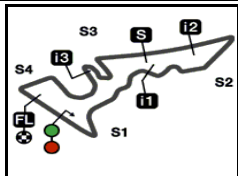
After the Sprint

World Championship Classification

30

Rider	Points	Leader	Prev	QAT	POR	AME	SPA	FRA	CAT	ITA	KAZ	NED	GER	GBR	AUT	ARA	RSM	IND	INA	JPN	AUS	THA	MAL	VAL	
1 MARTIN Jorge [SPA]	67			28 12 16	32 7 25	7 7																			
2 BASTIANINI Enea [ITA]	43	24	24	15 4 11	24 4 20	4 4																			
3 BINDER Brad [RSA]	42	25	1	29 9 20	13 - 13	0 0																			
4 BAGNAIA Francesco [ITA]	39	28	3	31 6 25	6 6 -	2 2																			
5 MARQUEZ Marc [SPA]	36	31	3	18 5 13	9 9 0	9 9																			
6 ACOSTA Pedro [SPA]	34	33	2	9 2 7	19 3 16	6 6																			
7 VIÑALES Maverick [SPA]	31	36	3	7 1 6	12 12 -	12 12																			
8 ESPARGARO Aleix [SPA]	30	37	1	15 7 8	10 2 8	5 5																			
9 MILLER Jack [AUS]	19	48	11	0 0 0	16 5 11	3 3																			
10 DI GIANNANTONIO Fabio [ITA]	15	52	4	9 - 9	6 - 6	-																			
11 QUARTARARO Fabio [FRA]	15	52	0	5 0 5	10 1 9	0 0																			
12 MARQUEZ Alex [SPA]	13	54	2	13 3 10	0 0 -	0 0																			

These data/results cannot be reproduced, stored and/or transmitted in whole or in part by any manner of electronic, mechanical, photocopying, recording, broadcasting or otherwise now known or herein after developed without the previous express consent by the copyright owner, except for reproduction in daily press and regular printed publications on sale to the public within 60 days of the event related to those data/results and always provided that copyright symbol appears together as follows below.
© DORNA, 2024



5513 m.

RED BULL GRAND PRIX OF THE AMERICAS

After the Sprint

World Championship Classification

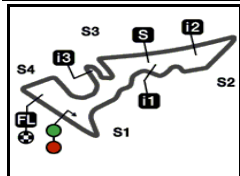
MotoGP™

30

Rider	Points	Leader	Prev	QAT	POR	AME	SPA	FRA	CAT	ITA	KAZ	NED	GER	GBR	AUT	ARA	RSM	IND	INA	JPN	AUS	THA	MAL	VAL	
13 BEZZECCHI Marco [ITA]	12	55	1	2 0 2	10 0 10	0 0																			
14 OLIVEIRA Miguel [POR]	8	59	4	1 0 1	7 0 7	0 0																			
15 MIR Joan [SPA]	7	60	1	3 0 3	4 0 4	-																			
16 FERNANDEZ Augusto [SPA]	5	62	2	0 0 0	5 0 5	-																			
17 ZARCO Johann [FRA]	5	62	0	4 0 4	1 - 1	-																			
18 RINS Alex [SPA]	3	64	2	0 0 0	3 - 3	0 0																			
19 NAKAGAMI Takaaki [JPN]	2	65	1	0 0 0	2 0 2	-																			
20 FERNANDEZ Raul [SPA]	1	66	1	0 0 -	0 0 -	1 - 1																			
21 MORBIDELLI Franco [ITA]	0	67	1	0 0 0	0 0 0	0 0																			
22 MARINI Luca [ITA]	0	67	0	0 0 0	0 0 0	0 0																			

These data/results cannot be reproduced, stored and/or transmitted in whole or in part by any manner of electronic, mechanical, photocopying, recording, broadcasting or otherwise now known or herein after developed without the previous express consent by the copyright owner, except for reproduction in daily press and regular printed publications on sale to the public within 60 days of the event related to those data/results and always provided that copyright symbol appears together as follows below.
© DORNA, 2024





5513 m.

RED BULL GRAND PRIX OF THE AMERICAS

After the Sprint

World Championship Classification

MotoGP™

30

Constructor	Points	Leader	Previous	QAT	POR	AME	SPA	FRA	CAT	ITA	KAZ	NED	GER	GBR	AUT	ARA	RSM	IND	INA	JPN	AUS	THA	MAL	VAL	
1 DUCATI	80			37	34	9																			
2 KTM	56	24	24	29	21	6																			
3 APRILIA	47	33	9	15	20	12																			
4 YAMAHA	15	65	32	5	10	-																			
5 HONDA	8	72	7	4	4	-																			

Team	Points	Leader	Previous	QAT	POR	AME	SPA	FRA	CAT	ITA	KAZ	NED	GER	GBR	AUT	ARA	RSM	IND	INA	JPN	AUS	THA	MAL	VAL	
1 DUCATI LENOVO TEAM	82			46	30	6																			
2 PRIMA PRAMAC RACING	67	15	15	28	32	7																			
3 APRILIA RACING	61	21	6	22	22	17																			
4 RED BULL KTM FACTORY RACING	61	21	0	29	29	3																			
5 GRESINI RACING MOTOGP	49	33	12	31	9	9																			
6 RED BULL GASGAS TECH3	39	43	10	9	24	6																			
7 PERTAMINA ENDURO VR46 RACING TE	27	55	12	11	16	-																			
8 MONSTER ENERGY YAMAHA MOTOGP	18	64	9	5	13	-																			
9 TRACKHOUSE RACING	9	73	9	1	7	1																			
10 REPSOL HONDA TEAM	7	75	2	3	4	-																			
11 LCR HONDA	7	75	0	4	3	-																			

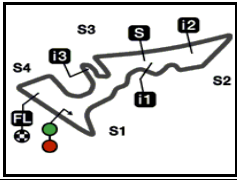
These data/results cannot be reproduced, stored and/or transmitted in whole or in part by any manner of electronic, mechanical, photocopying, recording, broadcasting or otherwise now known or herein after developed without the previous express consent by the copyright owner, except for reproduction in daily press and regular printed publications on sale to the public within 60 days of the event related to those data/results and always provided that copyright symbol appears together as follows below.
© DORNA, 2024

Official MotoGP Timing by TISSOT
www.motogp.com



Austin, Saturday, April 13, 2024

Page 3 of 3



RED BULL GRAND PRIX OF THE AMERICAS
Sprint
Lap Chart

5513 m.

31

Pos	1	2	3	4	5	6	7	8	9	10	11	12	13	14	15	16	17	18	19	20	21	22
Grid	12	31	93	1	23	89	41	49	21	72	43	73	25	88	42	20	33	37	5	36	30	10



1	12	93	31	23	89	41	43	21	25	1	33	88	20	5	73	72	42	10	36
2	12	93	31	23	89	41	43	21	25	1	33	88	20	72	73	5	42	10	36
3	12	93	31	89	23	41	43	21	25	1	33	88	72	20	73	5	42	10	36
4	12	93	31	89	23	41	43	21	25	1	33	88	72	73	20	42	5	10	
5	12	93	31	89	41	23	43	21	25	1	33	88	72	73	20	42	5	10	
6	12	93	89	31	41	43	23	25	21	1	33	88	72	73	20	42	5	10	
7	12	93	89	31	41	43	23	25	1	21	33	88	72	73	20	42	10		
8	12	93	89	31	41	43	23	25	1	21	33	88	72	73	20	42	10		
9	12	93	89	31	41	43	23	25	1	21	33	88	72	73	20	42	10		
10	12	93	89	31	41	23	43	1	25	21	88	33	72	73	20	42	10		

L
a
p
s

Winner Lapped rider

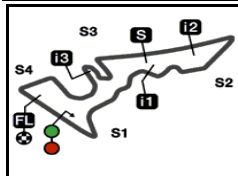
These data/results cannot be reproduced, stored and/or transmitted in whole or in part by any manner of electronic, mechanical, photocopying, recording, broadcasting or otherwise now known or herein after developed without the previous express consent by the copyright owner, except for reproduction in daily press and regular printed publications on sale to the public within 60 days of the event related to those data/results and always provided that copyright symbol appears together as follows below.

© DORNA, 2024

Official MotoGP Timing by **TISSOT**
 www.motogp.com



Austin, Saturday, April 13, 2024




5513 m.

RED BULL GRAND PRIX OF THE AMERICAS

Sprint

Fastest Lap of Each Rider

32

	Rider	Nation	Team	Motorcycle	Time	Lap Total	Gap
1	12 Maverick VIÑALES	SPA	Aprilia Racing	APRILIA	2'02.275	3 10	
2	93 Marc MARQUEZ	SPA	Gresini Racing MotoGP	DUCATI	2'02.562	2 10	0.287 0.287
3	89 Jorge MARTIN	SPA	Prima Pramac Racing	DUCATI	2'02.583	4 10	0.308 0.021
4	31 Pedro ACOSTA	SPA	Red Bull GASGAS Tech3	KTM	2'02.586	2 10	0.311 0.003
5	41 Aleix ESPARGARO	SPA	Aprilia Racing	APRILIA	2'02.617	2 10	0.342 0.031
6	23 Enea BASTIANINI	ITA	Ducati Lenovo Team	DUCATI	2'02.743	2 10	0.468 0.126
7	43 Jack MILLER	AUS	Red Bull KTM Factory Racing	KTM	2'02.781	2 10	0.506 0.038
8	72 Marco BEZZECCHI	ITA	Pertamina Enduro VR46 Racing Tea	DUCATI	2'02.831	8 10	0.556 0.050
9	21 Franco MORBIDELLI	ITA	Prima Pramac Racing	DUCATI	2'02.923	2 10	0.648 0.092
10	25 Raul FERNANDEZ	SPA	Trackhouse Racing	APRILIA	2'03.022	2 10	0.747 0.099
11	33 Brad BINDER	RSA	Red Bull KTM Factory Racing	KTM	2'03.158	4 10	0.883 0.136
12	88 Miguel OLIVEIRA	POR	Trackhouse Racing	APRILIA	2'03.209	6 10	0.934 0.051
13	1 Francesco BAGNAIA	ITA	Ducati Lenovo Team	DUCATI	2'03.236	8 10	0.961 0.027
14	42 Alex RINS	SPA	Monster Energy Yamaha MotoGP T	YAMAHA	2'03.303	2 10	1.028 0.067
15	73 Alex MARQUEZ	SPA	Gresini Racing MotoGP	DUCATI	2'03.513	4 10	1.238 0.210
16	20 Fabio QUARTARARO	FRA	Monster Energy Yamaha MotoGP T	YAMAHA	2'03.529	5 10	1.254 0.016
17	5 Johann ZARCO	FRA	CASTROL Honda LCR	HONDA	2'04.131	3 6	1.856 0.602
18	10 Luca MARINI	ITA	Repsol Honda Team	HONDA	2'04.272	3 10	1.997 0.141
19	36 Joan MIR	SPA	Repsol Honda Team	HONDA	2'04.397	3 3	2.122 0.125

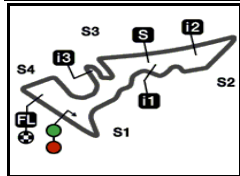
These data/results cannot be reproduced, stored and/or transmitted in whole or in part by any manner of electronic, mechanical, photocopying, recording, broadcasting or otherwise now known or herein after developed without the previous express consent by the copyright owner, except for reproduction in daily press and regular printed publications on sale to the public within 60 days of the event related to those data/results and always provided that copyright symbol appears together as follows below.

© DORNA, 2024

Official MotoGP Timing by TISSOT
www.motogp.com

Austin, Saturday, April 13, 2024





5513 m.

RED BULL GRAND PRIX OF THE AMERICAS

After the Sprint

Event Best Maximum Speed

33



Rider	Nation Team	Motorcycle	Km/h
33 Brad BINDER	RSA Red Bull KTM Factory Racing	KTM	355.2 Sprint
88 Miguel OLIVEIRA	POR Trackhouse Racing	APRILIA	351.7 Sprint
72 Marco BEZZECCHI	ITA Pertamina Enduro VR46 Racing T	DUCATI	351.7 Sprint
25 Raul FERNANDEZ	SPA Trackhouse Racing	APRILIA	350.6 Sprint
1 Francesco BAGNAIA	ITA Ducati Lenovo Team	DUCATI	350.6 Sprint
43 Jack MILLER	AUS Red Bull KTM Factory Racing	KTM	349.5 Sprint
21 Franco MORBIDELLI	ITA Prima Pramac Racing	DUCATI	348.3 Sprint
23 Enea BASTIANINI	ITA Ducati Lenovo Team	DUCATI	348.3 Sprint
20 Fabio QUARTARARO	FRA Monster Energy Yamaha MotoGP	YAMAHA	347.2 Sprint
31 Pedro ACOSTA	SPA Red Bull GASGAS Tech3	KTM	347.2 Sprint
36 Joan MIR	SPA Repsol Honda Team	HONDA	347.2 Qualifying Nr. 1
93 Marc MARQUEZ	SPA Gresini Racing MotoGP	DUCATI	347.2 Sprint
41 Aleix ESPARGARO	SPA Aprilia Racing	APRILIA	347.2 Sprint
89 Jorge MARTIN	SPA Prima Pramac Racing	DUCATI	347.2 Qualifying Nr. 2
73 Alex MARQUEZ	SPA Gresini Racing MotoGP	DUCATI	346.1 Sprint
12 Maverick VIÑALES	SPA Aprilia Racing	APRILIA	345.0 Qualifying Nr. 2
42 Alex RINS	SPA Monster Energy Yamaha MotoGP	YAMAHA	343.9 Free Practice Nr. 1
30 Takaaki NAKAGAMI	JPN IDEMITSU Honda LCR	HONDA	343.9 Practice
49 Fabio DI GIANNANTONIO	ITA Pertamina Enduro VR46 Racing T	DUCATI	343.9 Sprint
10 Luca MARINI	ITA Repsol Honda Team	HONDA	343.9 Free Practice Nr. 1
37 Augusto FERNANDEZ	SPA Red Bull GASGAS Tech3	KTM	343.9 Practice
5 Johann ZARCO	FRA CASTROL Honda LCR	HONDA	341.7 Qualifying Nr. 1

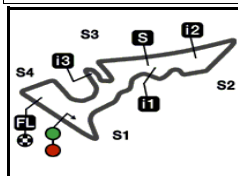
These data/results cannot be reproduced, stored and/or transmitted in whole or in part by any manner of electronic, mechanical, photocopying, recording, broadcasting or otherwise now known or herein after developed without the previous express consent by the copyright owner, except for reproduction in daily press and regular printed publications on sale to the public within 60 days of the event related to those data/results and always provided that copyright symbol appears together as follows below.

© DORNA, 2024

Official MotoGP Timing by TISSOT
www.motogp.com



Austin, Saturday, April 13, 2024



5513 m.

RED BULL GRAND PRIX OF THE AMERICAS**Sprint****Chronological Analysis of Performances****34**

* Lap / Sector time cancelled

T1 Time from finish line to 1st intermediate

T3 Time from 2nd intermed. to 3rd intermed.

P Crossing the finish line in pit lane

T2 Time from 1st intermed. to 2nd intermed.

T4 Time from 3rd intermediate to finish line

**Tyre data subject to further updates

Lap	Lap Time	T1	T2	T3	T4	Speed	Lap	Lap Time	T1	T2	T3	T4	Speed		
1st	12	Maverick VIÑALES				APRILIA	SPA	10	2'04.149	35.014	29.842	30.644	28.649	342.8	
		Aprilia Racing													
		Runs=1	Total laps=10	Full laps=9	Valid laps=9										
Run #	1	Front Tyre	Slick-Medium	Rear Tyre	Slick-Soft		4th	31	Pedro ACOSTA				KTM	SPA	
		New Tyre		New Tyre					Red Bull GASGAS Tech3						
		Runs=1	Total laps=10	Full laps=9	Valid laps=9				Runs=1	Total laps=10	Full laps=9	Valid laps=9			
		Run #	1	Front Tyre	Slick-Medium	Rear Tyre	Slick-Soft		Run #	1	Front Tyre	Slick-Medium	Rear Tyre	Slick-Soft	
				New Tyre		New Tyre					New Tyre		New Tyre		
1	2'02.631	34.829	29.492	30.260	28.050	340.6	1	2'03.192	35.178	29.783	30.300	27.931	345.0		
2	2'02.600	34.718	29.574	30.352	27.956	340.6	2	2'02.586	34.518	29.710	30.315	28.043	343.9		
3	2'02.275	34.434	29.543	30.272	28.026	340.6	3	2'02.783	34.532	29.552	30.405	28.294	342.8		
4	2'02.469	34.528	29.562	30.406	27.973	339.6	4	2'03.198	34.834	29.721	30.506	28.137	340.6		
5	2'02.566	34.562	29.636	30.312	28.056	339.6	5	2'03.194	34.895	29.811	30.378	28.110	347.2		
6	2'03.128	34.689	29.832	30.403	28.204	339.6	6	2'03.983	34.628	30.576	30.465	28.314	346.1		
7	2'02.663	34.547	29.675	30.357	28.084	339.6	7	2'03.399	34.724	29.873	30.481	28.321	342.8		
8	2'03.062	34.486	29.700	30.800	28.076	342.8	8	2'03.444	34.851	29.870	30.354	28.369	343.9		
9	2'02.899	34.601	29.784	30.336	28.178	340.6	9	2'03.892	34.869	30.063	30.466	28.494	343.9		
10	2'03.532	35.002	29.668	30.478	28.384	340.6	10	2'04.634	35.134	30.277	30.493	28.730	341.7		
2nd	93	Marc MARQUEZ				DUCATI	SPA	5th	41	Aleix ESPARGARO				APRILIA	SPA
		Gresini Racing MotoGP								Aprilia Racing					
		Runs=1	Total laps=10	Full laps=9	Valid laps=9				Runs=1	Total laps=10	Full laps=9	Valid laps=9			
Run #	1	Front Tyre	Slick-Medium	Rear Tyre	Slick-Soft		Run #	1	Front Tyre	Slick-Medium	Rear Tyre	Slick-Soft			
		New Tyre		New Tyre					New Tyre		New Tyre				
1	2'02.838	35.093	29.615	30.166	27.964	345.0	1	2'04.417	35.856	30.242	30.482	27.837	343.9		
2	2'02.562	34.712	29.580	30.320	27.950	347.2	2	2'02.617	34.620	29.749	30.262	27.986	345.0		
3	2'02.921	34.606	29.660	30.278	28.377	342.8	3	2'03.395	34.947	29.788	30.466	28.194	347.2		
4	2'03.170	34.929	29.560	30.528	28.153	341.7	4	2'03.038	34.785	29.792	30.416	28.045	345.0		
5	2'03.102	35.064	29.713	30.243	28.082	340.6	5	2'03.963	34.884	30.037	30.669	28.373	340.6		
6	2'02.894	34.969	29.708	30.108	28.109	341.7	6	2'03.206	34.908	29.919	30.355	28.024	342.8		
7	2'02.672	34.748	29.465	30.294	28.165	341.7	7	2'03.119	34.885	29.865	30.309	28.060	341.7		
8	2'03.297	35.004	29.573	30.435	28.285	342.8	8	2'03.214	34.856	29.828	30.391	28.139	345.0		
9	2'03.035	34.961	29.599	30.216	28.259	342.8	9	2'03.512	34.977	29.910	30.441	28.184	343.9		
10	2'03.628	35.030	29.727	30.387	28.484	341.7	10	2'04.001	35.113	29.988	30.619	28.281	343.9		
3rd	89	Jorge MARTIN				DUCATI	SPA	6th	23	Enea BASTIANINI				DUCATI	ITA
		Prima Pramac Racing								Ducati Lenovo Team					
		Runs=1	Total laps=10	Full laps=9	Valid laps=9				Runs=1	Total laps=10	Full laps=9	Valid laps=9			
Run #	1	Front Tyre	Slick-Medium	Rear Tyre	Slick-Soft		Run #	1	Front Tyre	Slick-Medium	Rear Tyre	Slick-Soft			
		New Tyre		New Tyre					New Tyre		New Tyre				
1	2'04.005	35.966	29.763	30.346	27.930	345.0	1	2'03.795	35.557	29.787	30.407	28.044	343.9		
2	2'02.670	34.627	29.706	30.198	28.139	346.1	2	2'02.743	34.666	29.691	30.211	28.175	345.0		
3	2'02.672	34.632	29.764	30.319	27.957	341.7	3	2'03.635	34.727	30.199	30.432	28.277	346.1		
4	2'02.583	34.576	29.565	30.325	28.117	345.0	4	2'03.047	34.748	29.770	30.437	28.092	342.8		
5	2'03.204	34.892	29.706	30.476	28.130	343.9	5	2'04.313	34.958	30.187	30.458	28.710	339.6		
6	2'03.211	34.552	30.220	30.280	28.159	341.7	6	2'04.491	34.965	30.376	30.852	28.298	345.0		
7	2'02.936	34.557	29.735	30.338	28.306	341.7	7	2'03.278	34.678	29.834	30.457	28.309	343.9		
8	2'03.148	34.739	29.759	30.374	28.276	343.9									
9	2'03.646	34.967	29.885	30.426	28.368	341.7									
Fastest Lap:	Maverick VIÑALES	Aprilia Racing	SPA	2'02.275	34.434	29.543	30.272	28.026							

These data/results cannot be reproduced, stored and/or transmitted in whole or in part by any manner of electronic, mechanical, photocopying, recording, broadcasting or otherwise now known or herein after developed without the previous express consent by the copyright owner, except for reproduction in daily press and regular printed publications on sale to the public within 60 days of the event related to those data/results and always provided that copyright symbol appears together as follows below.
© DORNA, 2024

Sprint

MotoGP

Lap	Lap Time	T1	T2	T3	T4	Speed	Lap	Lap Time	T1	T2	T3	T4	Speed
8	2'03.598	34.888	29.825	30.413	28.472	346.1	1	2'05.505	36.519	30.080	30.661	28.245	341.7
9	2'03.986	34.874	29.984	30.421	28.707	347.2	2	2'02.923	34.916	29.636	30.213	28.158	342.8
10	2'03.560	34.927	30.016	30.278	28.339	348.3	3	2'03.061	34.878	29.625	30.295	28.263	347.2

7th 43 Jack MILLER KTM AUS
Red Bull KTM Factory Racing
Runs=1 Total laps=10 Full laps=9 Valid laps=8

Run #	1	Front Tyre	Slick-Medium	Rear Tyre	Slick-Soft	Speed
		New Tyre		New Tyre		
1	2'04.943	36.302	30.045	30.478	28.118	348.3
2	2'02.781	34.744	29.646	30.186	28.205	349.5
3	2'03.239	34.749	29.734	30.421	28.335	347.2
4	2'03.281	34.922	29.791	30.290	28.278	345.0
5	2'03.568	34.828	29.753	30.645	28.342	347.2
6	2'03.940 *	35.022	30.117*	30.411	28.390	348.3
7	2'03.427	34.749	29.831	30.426	28.421	345.0
8	2'03.556	34.855	29.783	30.429	28.489	345.0
9	2'03.900	34.905	29.923	30.472	28.600	343.9
10	2'04.427	35.036	30.038	30.738	28.615	343.9

8th 1 Francesco BAGNAIA DUCATI ITA
Ducati Lenovo Team
Runs=1 Total laps=10 Full laps=9 Valid laps=8

Run #	1	Front Tyre	Slick-Medium	Rear Tyre	Slick-Soft	Speed
		New Tyre		New Tyre		
1	2'06.246	36.702	30.499	30.788	28.257	348.3
2	2'03.571	35.042	29.838	30.509	28.182	343.9
3	2'03.376	34.877	29.786	30.447	28.266	343.9
4	2'03.338	34.798	29.839	30.474	28.227	343.9
5	2'03.446	35.058	29.952	30.231	28.205	342.8
6	2'02.984 *	34.892	29.704	30.244	28.144*	343.9
7	2'03.275	35.019	29.696	30.418	28.142	346.1
8	2'03.236	34.715	29.797	30.369	28.355	350.6
9	2'03.724	34.942	29.919	30.486	28.377	350.6
10	2'03.978	35.063	29.974	30.421	28.520	345.0

9th 25 Raul FERNANDEZ APRILIA SPA
Trackhouse Racing
Runs=1 Total laps=10 Full laps=9 Valid laps=9

Run #	1	Front Tyre	Slick-Medium	Rear Tyre	Slick-Soft	Speed
		New Tyre		New Tyre		
1	2'05.749	36.826	30.128	30.707	28.088	345.0
2	2'03.022	34.803	29.869	30.338	28.012	345.0
3	2'03.209	34.678	29.889	30.468	28.174	346.1
4	2'03.080	34.869	29.921	30.319	27.971	345.0
5	2'03.244	34.841	29.837	30.378	28.188	345.0
6	2'04.071	35.019	30.010	30.712	28.330	350.6
7	2'03.238	34.864	29.849	30.278	28.247	347.2
8	2'03.581	34.966	29.930	30.396	28.289	348.3
9	2'03.760	34.935	30.006	30.388	28.431	348.3
10	2'04.508	35.160	30.327	30.464	28.557	343.9

10th 21 Franco MORBIDELLI DUCATI ITA
Prima Pramac Racing
Runs=1 Total laps=10 Full laps=9 Valid laps=9

Run #	1	Front Tyre	Slick-Medium	Rear Tyre	Slick-Soft	Speed
		New Tyre		New Tyre		
1	2'07.808	38.306	30.734	30.608	28.160	347.2
2	2'03.412	34.746	29.838	30.418	28.410	350.6
3	2'03.092	34.966	29.695	30.199	28.232	350.6
4	2'03.619	35.162	29.936	30.448	28.073	343.9
5	2'03.052	34.758	29.846	30.457	27.991	343.9
6	2'03.903	34.769	29.856	30.935	28.343	348.3
7	2'03.329	34.823	29.667	30.494	28.345	345.0
8	2'02.831	34.796	29.595	30.215	28.225	346.1
9	2'03.468	34.778	29.771	30.587	28.332	348.3

11th 88 Miguel OLIVEIRA APRILIA POR
Trackhouse Racing
Runs=1 Total laps=10 Full laps=9 Valid laps=9

Run #	1	Front Tyre	Slick-Medium	Rear Tyre	Slick-Soft	Speed
		New Tyre		New Tyre		
1	2'06.616	37.234	30.218	30.917	28.247	340.6
2	2'03.870	35.184	29.850	30.492	28.344	351.7
3	2'03.614	34.899	29.717	30.527	28.471	350.6
4	2'03.375	35.107	29.712	30.328	28.228	342.8
5	2'03.214	34.843	29.773	30.453	28.145	347.2
6	2'03.209	34.773	29.812	30.312	28.312	348.3
7	2'03.393	35.001	29.693	30.407	28.292	348.3
8	2'03.249	35.000	29.709	30.275	28.265	346.1
9	2'03.707	35.125	29.687	30.543	28.352	349.5
10	2'03.942	34.902	29.855	30.750	28.435	350.6

12th 33 Brad BINDER KTM RSA
Red Bull KTM Factory Racing
Runs=1 Total laps=10 Full laps=9 Valid laps=8

Run #	1	Front Tyre	Slick-Medium	Rear Tyre	Slick-Soft	Speed
		New Tyre		New Tyre		
1	2'06.379	36.994	30.250	30.954	28.181	339.6
2	2'03.818	35.049	29.874	30.630	28.265	348.3
3	2'03.316	34.822	29.777	30.571	28.146	345.0
4	2'03.158	34.861	29.651	30.447	28.199	346.1
5	2'03.458	35.036	29.976	30.357	28.089	347.2
6	2'03.401	34.906	29.855	30.417	28.223	347.2
7	2'03.300	35.072	29.675	30.414	28.139	343.9
8	2'03.388	34.932	29.773	30.498	28.185	348.3
9	2'03.710 *	35.087	29.827*	30.511	28.285	345.0
10	2'04.621	34.781	30.017	31.532	28.291	355.2

13th 72 Marco BEZZECCHI DUCATI ITA
Pertamina Enduro VR46 Racing Team
Runs=1 Total laps=10 Full laps=9 Valid laps=9

Run #	1	Front Tyre	Slick-Medium	Rear Tyre	Slick-Soft	Speed
		New Tyre		New Tyre		
1	2'07.808	38.306	30.734	30.608	28.160	347.2
2	2'03.412	34.746	29.838	30.418	28.410	350.6
3	2'03.092	34.966	29.695	30.199	28.232	350.6
4	2'03.619	35.162	29.936	30.448	28.073	343.9
5	2'03.052	34.758	29.846	30.457	27.991	343.9
6	2'03.903	34.769	29.856	30.935	28.343	348.3
7	2'03.329	34.823	29.667	30.494	28.345	345.0
8	2'02.831	34.796	29.595	30.215	28.225	346.1
9	2'03.468	34.778	29.771	30.587	28.332	348.3

Fastest Lap: Maverick VIÑALES Aprilia Racing SPA 2'02.275 34.434 29.543 30.272 28.026

These data/results cannot be reproduced, stored and/or transmitted in whole or in part by any manner of electronic, mechanical, photocopying, recording, broadcasting or otherwise now known or herein after developed without the previous express consent by the copyright owner, except for reproduction in daily press and regular printed publications on sale to the public within 60 days of the event related to those data/results and always provided that copyright symbol appears together as follows below.
© DORNA, 2024



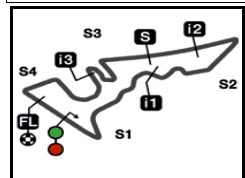
Sprint

MotoGP

Lap	Lap Time	T1	T2	T3	T4	Speed	Lap	Lap Time	T1	T2	T3	T4	Speed	
10	2'04.860	34.901	29.754	31.205	29.000	351.7	3	2'04.272	35.328	29.989	30.481	28.474	337.5	
14th	73	Alex MARQUEZ		DUCATI		SPA	4	2'04.320	35.181	30.199	30.488	28.452	337.5	
		Gresini Racing MotoGP					5	2'04.514	35.390	30.150	30.557	28.417	337.5	
		Runs=1	Total laps=10	Full laps=9	Valid laps=9		6	2'04.603	35.289	30.206	30.485	28.623	337.5	
Run #	1	Front Tyre	Slick-Medium	Rear Tyre	Slick-Soft		7	2'04.874	35.242	30.313	30.669	28.650	336.4	
		New Tyre		New Tyre			8	2'04.976	35.257	30.316	30.627	28.776	338.5	
1	2'07.675	38.129	30.498	30.716	28.332	340.6	9	2'04.700	35.333	30.200	30.544	28.623	336.4	
2	2'03.718	35.038	29.840	30.473	28.367	346.1	10	2'04.819	35.400	30.186	30.601	28.632	337.5	
3	2'03.588	34.968	29.813	30.493	28.314	345.0								
4	2'03.513	34.976	29.944	30.470	28.123	341.7	18th	5	Johann ZARCO		HONDA		FRA	
5	2'03.535	34.805	29.926	30.627	28.177	341.7			CASTROL Honda LCR		Runs=1	Total laps=6	Full laps=5	Valid laps=4
6	2'03.748	34.764	29.944	30.702	28.338	340.6	Run #	1	Front Tyre	Slick-Medium	Rear Tyre	Slick-Soft		
7	2'03.646	34.784	29.979	30.639	28.244	338.5			New Tyre		New Tyre			
8	2'04.264	34.958	30.259	30.583	28.464	340.6	1	2'07.601	37.665	30.714	30.447	28.775	337.5	
9	2'04.311	34.968	30.137	30.654	28.552	339.6	2	2'04.132	35.264	30.089	30.457	28.322	340.6	
10	2'05.295	35.112	30.390	30.768	29.025	339.6	3	2'04.131	35.107	30.040	30.563	28.421	334.3	
							4	2'04.790 *	35.102	30.624*	30.621	28.443	339.6	
15th	20	Fabio QUARTARARO		YAMAHA		FRA	5	2'04.141	35.228	29.847	30.558	28.508	335.4	
		Monster Energy Yamaha MotoGP Team					6	2'04.211	35.136	30.171	30.553	28.351	334.3	
		Runs=1	Total laps=10	Full laps=9	Valid laps=9									
Run #	1	Front Tyre	Slick-Medium	Rear Tyre	Slick-Soft		19th	36	Joan MIR		HONDA		SPA	
		New Tyre		New Tyre					Repsol Honda Team		Runs=1	Total laps=3	Full laps=2	Valid laps=2
1	2'07.233	37.200	30.615	30.812	28.606	347.2	Run #	1	Front Tyre	Slick-Medium	Rear Tyre	Slick-Soft		
2	2'03.910	35.098	29.857	30.436	28.519	341.7			New Tyre		New Tyre			
3	2'03.665	34.884	29.711	30.616	28.454	341.7	1	2'09.448	37.512	31.984	31.304	28.648	341.7	
4	2'04.280	35.371	30.031	30.485	28.393	339.6	2	2'04.445	35.438	29.987	30.430	28.590	345.0	
5	2'03.529	34.926	29.881	30.365	28.357	340.6	3	2'04.397	35.409	29.972	30.522	28.494	340.6	
6	2'03.718	34.992	30.005	30.384	28.337	339.6		unfinished	35.440	30.499			338.5	
7	2'03.624	34.958	29.899	30.415	28.352	342.8								
8	2'04.039	35.115	30.030	30.417	28.477	342.8	20th	49	Fabio DI GIANNANTONI		DUCATI		ITA	
9	2'04.189	35.096	29.963	30.522	28.608	342.8			Pertamina Enduro VR46 Racing Team		Runs=1	Total laps=0	Full laps=0	Valid laps=0
10	2'05.212	35.279	30.102	30.807	29.024	341.7	Run #	1	Front Tyre	Slick-Medium	Rear Tyre	Slick-Soft		
									New Tyre		New Tyre			
16th	42	Alex RINS		YAMAHA		SPA	unfinished	36.075	30.396			343.9		
		Monster Energy Yamaha MotoGP Team												
		Runs=1	Total laps=10	Full laps=9	Valid laps=9		21st	37	Augusto FERNANDEZ		KTM		SPA	
Run #	1	Front Tyre	Slick-Medium	Rear Tyre	Slick-Soft				Red Bull GASGAS Tech3		Runs=1	Total laps=0	Full laps=0	Valid laps=0
		New Tyre		New Tyre			Run #	1	Front Tyre	Slick-Medium	Rear Tyre	Slick-Soft		
1	2'08.808	38.378	30.887	31.150	28.393	340.6			New Tyre		New Tyre			
2	2'03.303	34.811	29.758	30.374	28.360	342.8	unfinished	37.571	30.923			340.6		
3	2'03.955	34.896	29.976	30.728	28.355	342.8								
4	2'04.242	34.912	30.423	30.502	28.405	337.5	22nd	30	Takaaki NAKAGAMI		HONDA		JPN	
5	2'03.623	34.952	29.819	30.464	28.388	338.5			IDEMITSU Honda LCR		Runs=1	Total laps=0	Full laps=0	Valid laps=0
6	2'03.947	34.895	29.980	30.674	28.398	337.5	Run #	1	Front Tyre	Slick-Medium	Rear Tyre	Slick-Soft		
7	2'03.963	35.035	29.910	30.528	28.490	337.5			New Tyre		New Tyre			
8	2'04.202	35.019	30.006	30.708	28.469	339.6	unfinished	38.088						
9	2'04.825	35.213	30.091	30.833	28.688	337.5								
10	2'05.103	35.301	30.173	30.671	28.958	337.5								
							17th	10	Luca MARINI		HONDA		ITA	
									Repsol Honda Team		Runs=1	Total laps=10	Full laps=9	Valid laps=9
Run #	1	Front Tyre	Slick-Medium	Rear Tyre	Slick-Soft		Run #	1	Front Tyre	Slick-Medium	Rear Tyre	Slick-Soft		
		New Tyre		New Tyre					New Tyre		New Tyre			
1	2'09.285	37.936	31.271	31.361	28.717	341.7								
2	2'04.451	35.351	30.047	30.469	28.584	338.5								

Fastest Lap: Maverick VIÑALES Aprilia Racing SPA 2'02.275 34.434 29.543 30.272 28.026

These data/results cannot be reproduced, stored and/or transmitted in whole or in part by any manner of electronic, mechanical, photocopying, recording, broadcasting or otherwise now known or herein after developed without the previous express consent by the copyright owner, except for reproduction in daily press and regular printed publications on sale to the public within 60 days of the event related to those data/results and always provided that copyright symbol appears together as follows below.
© DORNA, 2024



5513 m.

RED BULL GRAND PRIX OF THE AMERICAS

Sprint

Analysis by Lap

35

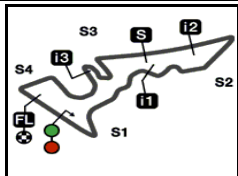
Num Lap Time Gap

Num	Lap	Time	Gap	Num	Lap	Time	Gap	Num	Lap	Time	Gap				
Lap 1				Lap 4				Lap 7							
12	2'02.631			12	2'02.469			12	2'02.663						
93	2'02.838	0.207		93	2'03.170	1.516		93	2'02.672	1.827					
31	2'03.192	0.561		31	2'03.198	1.784		89	2'02.936	2.949					
23	2'03.795	1.164		89	2'02.583	1.955		31	2'03.399	4.003					
89	2'04.005	1.374		23	2'03.047	3.245		41	2'03.119	5.423					
41	2'04.417	1.786		41	2'03.038	3.492		43	2'03.427	6.847					
43	2'04.943	2.312		43	2'03.281	4.269		23	2'03.278	6.970					
21	2'05.505	2.874		21	2'03.108	4.622		25	2'03.238	7.281					
25	2'05.749	3.118		25	2'03.080	5.085		1	2'03.275	7.904					
1	2'06.246	3.615		1	2'03.338	6.556		21	2'03.863	8.176					
33	2'06.379	3.748		33	2'03.158	6.696		33	2'03.300	8.498					
88	2'06.616	3.985		88	2'03.375	7.500		88	2'03.393	8.959					
20	2'07.233	4.602		72	2'03.619	7.956		72	2'03.329	9.883					
5	2'07.601	4.970		73	2'03.513	8.519		73	2'03.646	11.091					
73	2'07.675	5.044		20	2'04.280	9.113		20	2'03.624	11.627					
72	2'07.808	5.177		42	2'04.242	10.333		42	2'03.963	13.509					
42	2'08.808	6.177		5	2'04.790	10.679		10	2'04.874	17.987					
10	2'09.285	6.654		10	2'04.320	12.353		Lap 8							
36	2'09.448	6.817		Lap 5				12	2'03.062						
Lap 2				12	2'02.566			93	2'03.297	2.062					
12	2'02.600			93	2'03.102	2.052		89	2'03.148	3.035					
93	2'02.562	0.169		31	2'03.194	2.412		31	2'03.444	4.385					
31	2'02.586	0.547		89	2'03.204	2.593		41	2'03.214	5.575					
23	2'02.743	1.307		41	2'03.963	4.889		43	2'03.556	7.341					
89	2'02.670	1.444		23	2'04.313	4.992		23	2'03.598	7.506					
41	2'02.617	1.803		43	2'03.568	5.271		25	2'03.581	7.800					
43	2'02.781	2.493		21	2'03.521	5.577		1	2'03.236	8.078					
21	2'02.923	3.197		25	2'03.244	5.763		21	2'03.333	8.447					
25	2'03.022	3.540		1	2'03.446	7.436		33	2'03.388	8.824					
1	2'03.571	4.586		33	2'03.458	7.588		88	2'03.249	9.146					
33	2'03.818	4.966		88	2'03.214	8.148		72	2'02.831	9.652					
88	2'03.870	5.255		72	2'03.052	8.442		73	2'04.264	12.293					
20	2'03.910	5.912		73	2'03.535	9.488		20	2'04.039	12.604					
72	2'03.412	5.989		20	2'03.529	10.076		42	2'04.202	14.649					
73	2'03.718	6.162		42	2'03.623	11.390		10	2'04.976	19.901					
5	2'04.132	6.502		5	2'04.141	12.254		Lap 9							
42	2'03.303	6.880		10	2'04.514	14.301		12	2'02.899						
10	2'04.451	8.505		Lap 6				93	2'03.035	2.198					
36	2'04.445	8.662		12	2'03.128			89	2'03.646	3.782					
Lap 3				93	2'02.894	1.818		31	2'03.892	5.378					
12	2'02.275			89	2'03.211	2.676		41	2'03.512	6.188					
93	2'02.921	0.815		31	2'03.983	3.267		43	2'03.900	8.342					
31	2'02.783	1.055		41	2'03.206	4.967		23	2'03.986	8.593					
89	2'02.672	1.841		43	2'03.940	6.083		25	2'03.760	8.661					
23	2'03.635	2.667		23	2'04.491	6.355		1	2'03.724	8.903					
41	2'03.395	2.923		25	2'04.071	6.706		21	2'03.648	9.196					
43	2'03.239	3.457		21	2'04.527	6.976		33	2'03.710	9.635					
21	2'03.061	3.983		1	2'02.984	7.292		88	2'03.707	9.954					
25	2'03.209	4.474		33	2'03.401	7.861		72	2'03.468	10.221					
1	2'03.376	5.687		88	2'03.209	8.229		73	2'04.311	13.705					
33	2'03.316	6.007		72	2'03.903	9.217		20	2'04.189	13.894					
88	2'03.614	6.594		73	2'03.748	10.108		42	2'04.825	16.575					
72	2'03.092	6.806		20	2'03.718	10.666		10	2'04.700	21.702					
20	2'03.665	7.302													
73	2'03.588	7.475													
5	2'04.131	8.358													

☐ Lapped rider

These data/results cannot be reproduced, stored and/or transmitted in whole or in part by any manner of electronic, mechanical, photocopying, recording, broadcasting or otherwise now known or herein after developed without the previous express consent by the copyright owner, except for reproduction in daily press and regular printed publications on sale to the public within 60 days of the event related to those data/results and always provided that copyright symbol appears together as follows below.

© DORNA, 2024



5513 m.

RED BULL GRAND PRIX OF THE AMERICAS

After the Sprint

2024 Rookie of the Year Classification

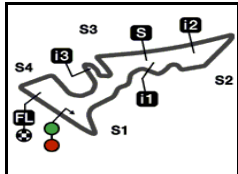
MotoGP™

36

Rider	Points	Leader	Prev	QAT	POR	AME	SPA	FRA	CAT	ITA	KAZ	NED	GER	GBR	AUT	ARA	RSM	IND	INA	JPN	AUS	THA	MAL	VAL	
1 ACOSTA Pedro [SPA]	34			9 2 7	19 3 16	6 6																			

These data/results cannot be reproduced, stored and/or transmitted in whole or in part by any manner of electronic, mechanical, photocopying, recording, broadcasting or otherwise now known or herein after developed without the previous express consent by the copyright owner, except for reproduction in daily press and regular printed publications on sale to the public within 60 days of the event related to those data/results and always provided that copyright symbol appears together as follows below.
© DORNA, 2024





5513 m.

RED BULL GRAND PRIX OF THE AMERICAS

After the Sprint

2024 Independent Team Classification

MotoGP™

36

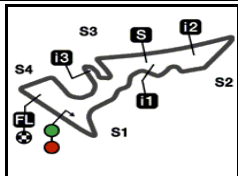
Rider	Points	Leader	Prev	QAT	POR	AME	SPA	FRA	CAT	ITA	KAZ	NED	GER	GBR	AUT	ARA	RSM	IND	INA	JPN	AUS	THA	MAL	VAL	
1 MARTIN Jorge [SPA]	67			28 12 16	32 7 25	7 7																			
2 MARQUEZ Marc [SPA]	36	31	31	18 5 13	9 9 -	9 9																			
3 ACOSTA Pedro [SPA]	34	33	2	9 2 7	19 3 16	6 6																			
4 DI GIANNANTONIO Fabio [ITA]	15	52	19	9 - 9	6 - 6	-																			
5 MARQUEZ Alex [SPA]	13	54	2	13 3 10	- - -	-																			
6 BEZZECCHI Marco [ITA]	12	55	1	2 - 2	10 - 10	-																			
7 OLIVEIRA Miguel [POR]	8	59	4	1 - 1	7 - 7	-																			
8 FERNANDEZ Augusto [SPA]	5	62	3	- - -	5 - 5	-																			
9 ZARCO Johann [FRA]	5	62	0	4 - 4	1 - 1	-																			
10 NAKAGAMI Takaaki [JPN]	2	65	3	- - -	2 - 2	-																			
11 FERNANDEZ Raul [SPA]	1	66	1	- - -	- - -	1 1																			

These data/results cannot be reproduced, stored and/or transmitted in whole or in part by any manner of electronic, mechanical, photocopying, recording, broadcasting or otherwise now known or herein after developed without the previous express consent by the copyright owner, except for reproduction in daily press and regular printed publications on sale to the public within 60 days of the event related to those data/results and always provided that copyright symbol appears together as follows below.
© DORNA, 2024

Official MotoGP Timing by **TISSOT**
www.motogp.com



Austin, Saturday, April 13, 2024



5513 m.

RED BULL GRAND PRIX OF THE AMERICAS

After the Sprint

2024 Independent Team Classification

MotoGP™

36

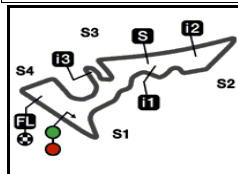
Team	Points	Leader	Previous	QAT	POR	AME	SPA	FRA	CAT	ITA	KAZ	NED	GER	GBR	AUT	ARA	RSM	IND	INA	JPN	AUS	THA	MAL	VAL	
1 PRIMA PRAMAC RACING	67			28	32	7																			
2 GRESINI RACING MOTOGP	49	18	18	31	9	9																			
3 RED BULL GASGAS TECH3	39	28	10	9	24	6																			
4 PERTAMINA ENDURO VR46 RACING TE	27	40	12	11	16	-																			
5 TRACKHOUSE RACING	9	58	18	1	7	1																			
6 LCR HONDA	7	60	2	4	3	-																			

These data/results cannot be reproduced, stored and/or transmitted in whole or in part by any manner of electronic, mechanical, photocopying, recording, broadcasting or otherwise now known or herein after developed without the previous express consent by the copyright owner, except for reproduction in daily press and regular printed publications on sale to the public within 60 days of the event related to those data/results and always provided that copyright symbol appears together as follows below.
© DORNA, 2024

Official MotoGP Timing by 
www.motogp.com

Austin, Saturday, April 13, 2024





5513 m.

RED BULL GRAND PRIX OF THE AMERICAS

Sprint - Starting Grid

Race : 10 laps = 55.13 km



1	3 2'01.266 93 Marc MARQUEZ Ducati	2 2'01.192 31 Pedro ACOSTA KTM	1 2'00.864 12 Maverick VIÑALES Aprilia
2	6 2'01.511 89 Jorge MARTIN Ducati	5 2'01.439 23 Enea BASTIANINI Ducati	4 2'01.352 1 Francesco BAGNAIA Ducati
3	9 2'01.737 21 Franco MORBIDELLI Ducati	8 2'01.667 49 Fabio DI GIANNANTONIO Ducati	7 2'01.562 41 Aleix ESPARGARO Aprilia
4	12 2'01.553 73 Alex MARQUEZ Ducati	11 2'02.297 43 Jack MILLER KTM	10 2'02.279 72 Marco BEZZECCHI Ducati
5	15 2'01.893 42 Alex RINS Yamaha	14 2'01.844 88 Miguel OLIVEIRA Aprilia	13 2'01.726 25 Raul FERNANDEZ Aprilia
6	18 2'02.223 37 Augusto FERNANDEZ KTM	17 2'02.140 33 Brad BINDER KTM	16 2'02.089 20 Fabio QUARTARARO Yamaha
7	21 2'03.114 30 Takaaki NAKAGAMI Honda	20 2'02.829 36 Joan MIR Honda	19 2'02.380 5 Johann ZARCO Honda
8			22 2'03.249 10 Luca MARINI Honda

The results are provisional until the end of the limit for protest and appeals and until the ratification of the Event Management Committee.

Time limit for protest expires 60' at the latest after publication of the results - Time:

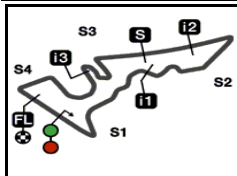
These data/results cannot be reproduced, stored and/or transmitted in whole or in part by any manner of electronic, mechanical, photocopying, recording, broadcasting or otherwise now known or herein after developed without the previous express consent by the copyright owner, except for reproduction in daily press and regular printed publications on sale to the public within 60 days of the event related to those data/results and always provided that copyright symbol appears together as follows below.

© DORNA, 2024

Official MotoGP Timing by TISSOT
www.motogp.com



Austin, Saturday, April 13, 2024



5513 m.

RED BULL GRAND PRIX OF THE AMERICAS**Sprint****Top Speed & Average**

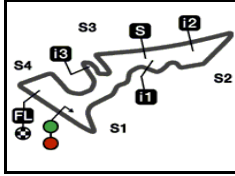
<i>Rider</i>	<i>Nation</i>	<i>Motorcycle</i>	<i>Top 5 speeds</i>					<i>Average</i>	<i>Top</i>
33 Brad BINDER	RSA	KTM	355.2	348.3	348.3	347.2	347.2	349.2	355.2
72 Marco BEZZECCHI	ITA	DUCATI	351.7	350.6	350.6	348.3	348.3	349.9	351.7
88 Miguel OLIVEIRA	POR	APRILIA	351.7	350.6	350.6	349.5	348.3	349.8	351.7
1 Francesco BAGNAIA	ITA	DUCATI	350.6	350.6	348.3	346.1	345.0	348.1	350.6
25 Raul FERNANDEZ	SPA	APRILIA	350.6	348.3	348.3	347.2	346.1	348.1	350.6
43 Jack MILLER	AUS	KTM	349.5	348.3	348.3	347.2	347.2	348.1	349.5
21 Franco MORBIDELLI	ITA	DUCATI	348.3	347.2	346.1	346.1	345.0	346.3	348.3
23 Enea BASTIANINI	ITA	DUCATI	348.3	347.2	346.1	346.1	345.0	346.3	348.3
20 Fabio QUARTARARO	FRA	YAMAHA	347.2	342.8	342.8	342.8	341.7	343.0	347.2
31 Pedro ACOSTA	SPA	KTM	347.2	346.1	345.0	343.9	343.9	345.0	347.2
41 Aleix ESPARGARO	SPA	APRILIA	347.2	345.0	345.0	345.0	343.9	344.8	347.2
93 Marc MARQUEZ	SPA	DUCATI	347.2	345.0	342.8	342.8	342.8	344.1	347.2
73 Alex MARQUEZ	SPA	DUCATI	346.1	345.0	341.7	341.7	340.6	342.3	346.1
89 Jorge MARTIN	SPA	DUCATI	346.1	345.0	345.0	343.9	343.9	344.8	346.1
36 Joan MIR	SPA	HONDA	345.0	341.7	340.6	338.5		341.5	345.0
49 Fabio DI GIANNANTONIO	ITA	DUCATI	343.9					343.9	343.9
12 Maverick VIÑALES	SPA	APRILIA	342.8	340.6	340.6	340.6	340.6	341.0	342.8
42 Alex RINS	SPA	YAMAHA	342.8	342.8	340.6	339.6	338.5	340.9	342.8
10 Luca MARINI	ITA	HONDA	341.7	338.5	338.5	337.5	337.5	338.3	341.7
5 Johann ZARCO	FRA	HONDA	340.6	339.6	337.5	335.4	334.3	337.0	340.6
37 Augusto FERNANDEZ	SPA	KTM	340.6					340.6	340.6

These data/results cannot be reproduced, stored and/or transmitted in whole or in part by any manner of electronic, mechanical, photocopying, recording, broadcasting or otherwise now known or herein after developed without the previous express consent by the copyright owner, except for reproduction in daily press and regular printed publications on sale to the public within 60 days of the event related to those data/results and always provided that copyright symbol appears together as follows below.

© DORNA, 2024

Official MotoGP Timing by TISSOT
www.motogp.com

**Austin, Saturday, April 13, 2024**




5513 m.

RED BULL GRAND PRIX OF THE AMERICAS

Sprint

Fastest Laps Sequence

<i>Lap</i>	<i>Race Time</i>	 <i>Rider</i>	<i>Nation</i>	<i>Motorcycle</i>	<i>Time</i>	<i>Km/h</i>	<i>Riders's Lap</i>
2	4'05.231	12 Maverick VIÑALES	SPA	APRILIA	2'02.600	161.8	2
2	4'05.400	93 Marc MARQUEZ	SPA	DUCATI	2'02.562	161.9	2
3	6'07.506	12 Maverick VIÑALES	SPA	APRILIA	2'02.275	162.3	3

These data/results cannot be reproduced, stored and/or transmitted in whole or in part by any manner of electronic, mechanical, photocopying, recording, broadcasting or otherwise now known or herein after developed without the previous express consent by the copyright owner, except for reproduction in daily press and regular printed publications on sale to the public within 60 days of the event related to those data/results and always provided that copyright symbol appears together as follows below.

© DORNA, 2024

Official MotoGP Timing by TISSOT
www.motogp.com



Austin, Saturday, April 13, 2024