


5513 m.

## RED BULL GRAND PRIX OF THE AMERICAS

## Free Practice Nr. 2

## Classification

10

	Rider	Nation	Team	Motorcycle	Time	Lap	Total	Gap	Top Speed
1	31 <b>Pedro ACOSTA</b>	SPA	Red Bull GASGAS Tech3	KTM	<b>2'02.243</b>	8	12		<b>346.1</b>
2	1 <b>Francesco BAGNAIA</b>	ITA	Ducati Lenovo Team	DUCATI	<b>2'02.414</b>	9	9	0.171 0.171	<b>345.0</b>
3	93 <b>Marc MARQUEZ</b>	SPA	Gresini Racing MotoGP	DUCATI	<b>2'02.440</b>	9	12	0.197 0.026	<b>343.9</b>
4	12 <b>Maverick VIÑALES</b>	SPA	Aprilia Racing	APRILIA	<b>2'02.556</b>	5	11	0.313 0.116	<b>342.8</b>
5	73 <b>Alex MARQUEZ</b>	SPA	Gresini Racing MotoGP	DUCATI	<b>2'02.605</b>	8	12	0.362 0.049	<b>339.6</b>
6	89 <b>Jorge MARTIN</b>	SPA	Prima Pramac Racing	DUCATI	<b>2'02.607</b>	5	11	0.364 0.002	<b>347.2</b>
7	41 <b>Aleix ESPARGARO</b>	SPA	Aprilia Racing	APRILIA	<b>2'02.681</b>	9	11	0.438 0.074	<b>342.8</b>
8	21 <b>Franco MORBIDELLI</b>	ITA	Prima Pramac Racing	DUCATI	<b>2'02.780</b>	9	11	0.537 0.099	<b>343.9</b>
9	25 <b>Raul FERNANDEZ</b>	SPA	Trackhouse Racing	APRILIA	<b>2'02.807</b>	8	10	0.564 0.027	<b>345.0</b>
10	72 <b>Marco BEZZECCHI</b>	ITA	Pertamina Enduro VR46 Racing Te	DUCATI	<b>2'02.829</b>	5	12	0.586 0.022	<b>343.9</b>
11	43 <b>Jack MILLER</b>	AUS	Red Bull KTM Factory Racing	KTM	<b>2'02.854</b>	4	13	0.611 0.025	<b>345.0</b>
12	88 <b>Miguel OLIVEIRA</b>	POR	Trackhouse Racing	APRILIA	<b>2'02.955</b>	5	11	0.712 0.101	<b>340.6</b>
13	49 <b>Fabio DI GIANNANTONIO</b>	ITA	Pertamina Enduro VR46 Racing Te	DUCATI	<b>2'02.985</b>	11	12	0.742 0.030	<b>341.7</b>
14	23 <b>Enea BASTIANINI</b>	ITA	Ducati Lenovo Team	DUCATI	<b>2'03.063</b>	7	10	0.820 0.078	<b>345.0</b>
15	33 <b>Brad BINDER</b>	RSA	Red Bull KTM Factory Racing	KTM	<b>2'03.303</b>	6	12	1.060 0.240	<b>346.1</b>
16	20 <b>Fabio QUARTARARO</b>	FRA	Monster Energy Yamaha MotoGP	YAMAHA	<b>2'03.322</b>	9	12	1.079 0.019	<b>339.6</b>
17	42 <b>Alex RINS</b>	SPA	Monster Energy Yamaha MotoGP	YAMAHA	<b>2'03.385</b>	3	11	1.142 0.063	<b>342.8</b>
18	37 <b>Augusto FERNANDEZ</b>	SPA	Red Bull GASGAS Tech3	KTM	<b>2'03.503</b>	4	10	1.260 0.118	<b>339.6</b>
19	36 <b>Joan MIR</b>	SPA	Repsol Honda Team	HONDA	<b>2'03.603</b>	9	11	1.360 0.100	<b>342.8</b>
20	30 <b>Takaaki NAKAGAMI</b>	JPN	IDEMITSU Honda LCR	HONDA	<b>2'03.742</b>	10	11	1.499 0.139	<b>339.6</b>
21	10 <b>Luca MARINI</b>	ITA	Repsol Honda Team	HONDA	<b>2'04.245</b>	9	11	2.002 0.503	<b>338.5</b>
22	5 <b>Johann ZARCO</b>	FRA	CASTROL Honda LCR	HONDA	<b>2'04.269</b>	11	12	2.026 0.024	<b>341.7</b>

Practice condition: Dry

Air: 21°

Humidity: 76%

Ground: 28°

<b>Fastest Lap:</b>	Lap: 8	<b>Pedro ACOSTA</b>	<b>2'02.243</b>	162.3 Km/h
<b>Best Race Lap:</b>	2023	<b>Alex RINS</b>	<b>2'03.126</b>	161.1 Km/h
<b>All Time Lap Record:</b>	2024	<b>Jorge MARTIN</b>	<b>2'01.397</b>	163.4 Km/h

The results are provisional until the end of the limit for protest and appeals.

Time limit for protest expires 60' after publication of the results - ..... Time: .....

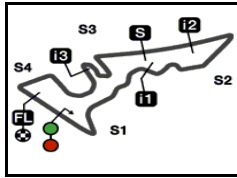
These data/results cannot be reproduced, stored and/or transmitted in whole or in part by any manner of electronic, mechanical, photocopying, recording, broadcasting or otherwise now known or herein after developed without the previous express consent by the copyright owner, except for reproduction in daily press and regular printed publications on sale to the public within 60 days of the event related to those data/results and always provided that copyright symbol appears together as follows below.

© DORNA, 2024

Official MotoGP Timing by TISSOT  
www.motogp.com



Austin, Saturday, April 13, 2024



5513 m.

## RED BULL GRAND PRIX OF THE AMERICAS

## Free Practice Nr. 2

## Top Speed &amp; Average

12



Rider	Nation	Motorcycle	Top 5 speeds					Average	Top
89 <b>Jorge MARTIN</b>	SPA	DUCATI	347.2	346.1	345.0	342.8	341.7	344.6	<b>347.2</b>
31 <b>Pedro ACOSTA</b>	SPA	KTM	346.1	345.0	343.9	342.8	342.8	344.1	<b>346.1</b>
33 <b>Brad BINDER</b>	RSA	KTM	346.1	345.0	345.0	343.9	343.9	344.4	<b>346.1</b>
1 <b>Francesco BAGNAIA</b>	ITA	DUCATI	345.0	342.8	341.7	341.7	341.7	342.4	<b>345.0</b>
23 <b>Enea BASTIANINI</b>	ITA	DUCATI	345.0	343.9	342.8	342.8	342.8	343.5	<b>345.0</b>
25 <b>Raul FERNANDEZ</b>	SPA	APRILIA	345.0	342.8	341.7	340.6	339.6	341.6	<b>345.0</b>
43 <b>Jack MILLER</b>	AUS	KTM	345.0	343.9	343.9	342.8	342.8	343.4	<b>345.0</b>
21 <b>Franco MORBIDELLI</b>	ITA	DUCATI	343.9	341.7	340.6	339.6	339.6	340.8	<b>343.9</b>
72 <b>Marco BEZZECCHI</b>	ITA	DUCATI	343.9	342.8	342.8	341.7	341.7	342.3	<b>343.9</b>
93 <b>Marc MARQUEZ</b>	SPA	DUCATI	343.9	341.7	341.7	341.7	340.6	341.7	<b>343.9</b>
12 <b>Maverick VIÑALES</b>	SPA	APRILIA	342.8	340.6	340.6	339.6	339.6	340.5	<b>342.8</b>
36 <b>Joan MIR</b>	SPA	HONDA	342.8	341.7	340.6	339.6	338.5	340.3	<b>342.8</b>
41 <b>Aleix ESPARGARO</b>	SPA	APRILIA	342.8	342.8	341.7	340.6	340.6	341.7	<b>342.8</b>
42 <b>Alex RINS</b>	SPA	YAMAHA	342.8	339.6	339.6	337.5	336.4	338.4	<b>342.8</b>
5 <b>Johann ZARCO</b>	FRA	HONDA	341.7	341.7	338.5	338.5	337.5	339.2	<b>341.7</b>
49 <b>Fabio DI GIANNANTONIO</b>	ITA	DUCATI	341.7	340.6	340.6	340.6	339.6	340.2	<b>341.7</b>
88 <b>Miguel OLIVEIRA</b>	POR	APRILIA	340.6	340.6	340.6	340.6	339.6	340.3	<b>340.6</b>
20 <b>Fabio QUARTARARO</b>	FRA	YAMAHA	339.6	338.5	338.5	338.5	338.5	338.7	<b>339.6</b>
30 <b>Takaaki NAKAGAMI</b>	JPN	HONDA	339.6	339.6	336.4	335.4	335.4	337.3	<b>339.6</b>
37 <b>Augusto FERNANDEZ</b>	SPA	KTM	339.6	338.5	338.5	338.5	337.5	338.2	<b>339.6</b>
73 <b>Alex MARQUEZ</b>	SPA	DUCATI	339.6	339.6	338.5	338.5	338.5	338.8	<b>339.6</b>
10 <b>Luca MARINI</b>	ITA	HONDA	338.5	336.4	336.4	336.4	336.4	336.6	<b>338.5</b>

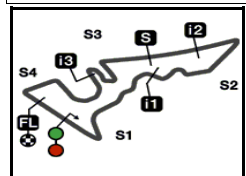
These data/results cannot be reproduced, stored and/or transmitted in whole or in part by any manner of electronic, mechanical, photocopying, recording, broadcasting or otherwise now known or herein after developed without the previous express consent by the copyright owner, except for reproduction in daily press and regular printed publications on sale to the public within 60 days of the event related to those data/results and always provided that copyright symbol appears together as follows below.

© DORNA, 2024

Official MotoGP Timing by TISSOT  
www.motogp.com



Austin, Saturday, April 13, 2024



5513 m.

## RED BULL GRAND PRIX OF THE AMERICAS

## Free Practice Nr. 2

## Chronological Analysis of Performances

13

\* Lap / Sector time cancelled

T1 Time from finish line to 1st intermediate

T3 Time from 2nd intermed. to 3rd intermed.

P Crossing the finish line in pit lane

T2 Time from 1st intermed. to 2nd intermed.

T4 Time from 3rd intermediate to finish line

\*\*Tyre data subject to further updates

Lap	Lap Time	T1	T2	T3	T4	Speed	Lap	Lap Time	T1	T2	T3	T4	Speed	
<b>1st</b>	<b>31</b>	<b>Pedro ACOSTA</b> KTM SPA Red Bull GASGAS Tech3 Runs=2 Total laps=12 Full laps=8 Valid laps=6						2	<b>2'03.441</b>	35.188	29.636	30.380	28.237	340.6
<i>Run # 1</i>	<i>Front Tyre Slick-Medium</i>	<i>Rear Tyre Slick-Soft</i>					3	<b>2'02.809</b>	34.875	29.459	30.214	28.261	340.6	
	7 Laps at start		4 Laps at start				4	<b>2'08.565</b>	35.370	30.501	31.770	30.924	339.6	
1	2'32.023	35.325	30.976	31.827	28.956	342.8	5	<b>2'02.723</b>	34.654	29.698	30.138	28.233	339.6	
2	<b>2'04.824</b>	35.263	29.792	30.960	28.809	346.1	6	2'12.914 P	37.545*	30.899	31.202	33.268	341.7	
3	<b>2'03.619</b>	34.984	29.943	30.492	28.200	341.7	<i>Run # 2</i>	<i>Front Tyre Slick-Medium</i>	<i>Rear Tyre Slick-Soft</i>					
4	<b>2'03.233</b>	34.699	29.845	30.463	28.226	340.6		7 Laps at start		10 Laps at start				
5	2'10.118 *	40.553*	30.362	30.954	28.249	345.0	7	7'35.144	34.453	30.731	35.403	29.052	337.5	
6	2'10.336 P	34.803*	32.559	30.498	32.476	343.9	8	<b>2'03.816</b>	35.398	29.864	30.329	28.225	341.7	
<i>Run # 2</i>	<i>Front Tyre Slick-Medium</i>	<i>Rear Tyre Slick-Soft</i>					9	<b>2'02.440</b>	34.728	29.437	30.099	28.176	343.9	
	13 Laps at start		3 Laps at start				10	<b>2'06.228</b>	34.879	31.779	30.832	28.738	339.6	
7	8'27.614	32.398	30.906	31.020	28.965	339.6	11	<b>2'02.899</b>	34.853	29.420	30.243	28.383	341.7	
8	<b>2'02.243</b>	34.556	29.596	30.067	28.024	340.6	12	<b>2'10.988</b>	34.796	34.982	31.661	29.549	338.5	
9	<b>2'02.360</b>	34.441	29.551	30.248	28.120	340.6	<b>4th</b>	<b>12</b>	<b>Maverick VIÑALES</b> APRILIA SPA Aprilia Racing Runs=2 Total laps=11 Full laps=8 Valid laps=8					
10	2'06.066 *	34.452	31.236*	31.449	28.929	333.3	<i>Run # 1</i>	<i>Front Tyre Slick-Soft</i>	<i>Rear Tyre Slick-Soft</i>					
11	<b>2'03.004</b>	34.685	29.762	30.243	28.314	342.8		5 Laps at start		4 Laps at start				
12	2'15.981 P	38.926*	31.999	31.444	33.612	339.6	1	2'51.351	34.030	31.126	31.696	28.943	335.4	
<b>2nd</b>	<b>1</b>	<b>Francesco BAGNAIA</b> DUCATI ITA Ducati Lenovo Team Runs=3 Total laps=9 Full laps=4 Valid laps=4						2	<b>2'03.877</b>	35.397	29.794	30.567	28.119	338.5
<i>Run # 1</i>	<i>Front Tyre Slick-Medium</i>	<i>Rear Tyre Slick-Soft</i>					3	<b>2'02.979</b>	34.703	29.653	30.464	28.159	340.6	
	6 Laps at start		3 Laps at start				4	<b>2'02.833</b>	34.707	29.698	30.340	28.088	340.6	
1	2'24.824	34.920	31.680	31.408	28.996	345.0	5	<b>2'02.556</b>	34.571	29.650	30.289	28.046	342.8	
2	<b>2'04.936</b>	35.679	30.236	30.545	28.476	341.7	6	2'12.360 P	37.596	30.619	31.259	32.886	339.6	
3	<b>2'03.174</b>	34.830	29.687	30.340	28.317	341.7	<i>Run # 2</i>	<i>Front Tyre Slick-Medium</i>	<i>Rear Tyre Slick-Soft</i>					
4	<b>2'02.844</b>	34.698	29.629	30.214	28.303	342.8		7 Laps at start		3 Laps at start				
5	2'18.566 P	41.650*	32.626	32.176	32.114	330.2	7	9'49.174	33.548	30.469	30.797	28.381	337.5	
<i>Run # 2</i>	<i>Front Tyre Slick-Medium</i>	<i>Rear Tyre Slick-Soft</i>					8	<b>2'03.330</b>	34.838	29.846	30.503	28.143	339.6	
	11 Laps at start		8 Laps at start				9	<b>2'06.300</b>	34.534	32.507	30.925	28.334	337.5	
6	9'04.669	35.634	30.933	30.500	28.478	338.5	10	<b>2'03.269</b>	34.605	29.818	30.513	28.333	339.6	
7	2'06.896 P	34.774	29.785	30.305	32.032	340.6	11	<b>2'09.707</b>	36.062	30.327	33.224	30.094	337.5	
<i>Run # 3</i>	<i>Front Tyre Slick-Medium</i>	<i>Rear Tyre Slick-Soft</i>					<b>5th</b>	<b>73</b>	<b>Alex MARQUEZ</b> DUCATI SPA Gresini Racing MotoGP Runs=2 Total laps=12 Full laps=8 Valid laps=8					
	13 Laps at start		10 Laps at start				<i>Run # 1</i>	<i>Front Tyre Slick-Medium</i>	<i>Rear Tyre Slick-Soft</i>					
8	6'48.878	32.979	30.219	30.927	28.471	341.7		6 Laps at start		3 Laps at start				
9	<b>2'02.414</b>	34.575	29.544	30.074	28.221	341.7	1	2'14.359	34.727	31.243	32.153	29.365	336.4	
<b>3rd</b>	<b>93</b>	<b>Marc MARQUEZ</b> DUCATI SPA Gresini Racing MotoGP Runs=2 Total laps=12 Full laps=9 Valid laps=9						2	<b>2'04.185</b>	35.365	29.975	30.492	28.353	339.6
<i>Run # 1</i>	<i>Front Tyre Slick-Medium</i>	<i>Rear Tyre Slick-Soft</i>					3	<b>2'03.643</b>	34.867	29.866	30.607	28.303	339.6	
	11 Laps at start		4 Laps at start				4	<b>2'03.818</b>	34.762	30.030	30.535	28.491	338.5	
1	2'12.712	34.671	31.076	31.408	28.894	338.5	5	2'09.911 P	34.954	30.838	31.477	32.642	329.2	

**Fastest Lap:** Pedro ACOSTA Red Bull GASGAS Te SPA **2'02.243** 34.556 29.596 30.067 28.024

These data/results cannot be reproduced, stored and/or transmitted in whole or in part by any manner of electronic, mechanical, photocopying, recording, broadcasting or otherwise now known or herein after developed without the previous express consent by the copyright owner, except for reproduction in daily press and regular printed publications on sale to the public within 60 days of the event related to those data/results and always provided that copyright symbol appears together as follows below.  
© DORNA, 2024

# Free Practice Nr. 2

# MotoGP

Lap	Lap Time	T1	T2	T3	T4	Speed	Lap	Lap Time	T1	T2	T3	T4	Speed	
Run # 2	Front Tyre Slick-Medium Rear Tyre Slick-Soft						5	2'03.561	34.978	29.765	30.393	28.425	340.6	
	11 Laps at start				3 Laps at start			6	2'20.709	P 42.442*	31.335	32.446	34.486	338.5
6	6'27.706	33.921	31.908	31.012	29.381	338.5	Run # 2	Front Tyre Slick-Medium Rear Tyre Slick-Soft						
7	2'06.386	34.933	30.040	32.705	28.708	336.4		18 Laps at start				4 Laps at start		
8	2'02.605	34.719	29.551	30.216	28.119	338.5	7	9'18.239	41.034	30.848	30.947	28.502	338.5	
9	2'03.094	34.716	29.696	30.462	28.220	337.5	8	2'03.529	34.848	29.960	30.474	28.247	337.5	
10	2'03.282	34.848	29.796	30.351	28.287	338.5	9	2'02.780	34.723	29.523	30.431	28.103	339.6	
11	2'03.175	34.894	29.797	30.311	28.173	337.5	10	2'12.178	39.442	32.329	31.706	28.701	336.4	
12	2'12.938	P 38.013	30.634	31.644	32.647	338.5	11	2'02.876	34.676	29.773	30.253	28.174	339.6	

**6th 89 Jorge MARTIN** DUCATI SPA  
 Prima Pramac Racing  
 Runs=2 Total laps=11 Full laps=8 Valid laps=8

Run #	1	Front Tyre	Slick-Medium	Rear Tyre	Slick-Soft	6 Laps at start	3 Laps at start
1	2'35.852	34.201	31.168	31.475	28.874	337.5	
2	2'04.085	35.370	29.769	30.558	28.388	340.6	
3	2'03.190	34.789	29.600	30.588	28.213	346.1	
4	2'05.956	34.732	30.064	32.029	29.131	347.2	
5	2'02.607	34.508	29.662	30.104	28.333	345.0	
6	2'12.665	P 38.038*	30.614	31.690	32.323	341.7	

Run #	2	Front Tyre	Slick-Medium	Rear Tyre	Slick-Soft	12 Laps at start	9 Laps at start
7	9'07.033	34.436	30.332	30.722	28.568	337.5	
8	2'03.072	34.864	29.867	30.065	28.276	339.6	
9	2'02.700	34.603	29.621	30.154	28.322	340.6	
10	2'09.700	37.762	30.651	32.633	28.654	340.6	
11	2'11.659	34.623	29.652	36.398	30.986	342.8	

**7th 41 Aleix ESPARGARO** APRILIA SPA  
 Aprilia Racing  
 Runs=2 Total laps=11 Full laps=8 Valid laps=7

Run #	1	Front Tyre	Slick-Medium	Rear Tyre	Slick-Soft	11 Laps at start	3 Laps at start
1	2'32.941	34.290	31.060	31.777	29.001	342.8	
2	2'07.847	35.403	30.047	30.825	31.572	342.8	
3	2'05.502	35.627	30.381	30.812	28.682	338.5	
4	2'04.795	35.179	30.297	30.787	28.532	340.6	
5	2'04.667	35.187	30.357	30.692	28.431	340.6	
6	2'20.582	P 38.393*	32.832	35.797	33.560	317.6	

Run #	2	Front Tyre	Slick-Medium	Rear Tyre	Slick-Soft	6 Laps at start	3 Laps at start
7	9'34.545	34.877	30.730	31.169	28.748	338.5	
8	2'03.477	34.777	29.828	30.631	28.241	339.6	
9	2'02.681	34.873	29.591	30.169	28.048	339.6	
10	2'02.900	34.685	29.805	30.252	28.158	341.7	
11	2'15.139	* 38.212*	33.021	33.785	30.121	306.8	

**8th 21 Franco MORBIDELLI** DUCATI ITA  
 Prima Pramac Racing  
 Runs=2 Total laps=11 Full laps=8 Valid laps=7

Run #	1	Front Tyre	Slick-Medium	Rear Tyre	Slick-Soft	12 Laps at start	12 Laps at start
1	2'29.657	35.565	31.866	32.065	29.237	338.5	
2	2'07.117	* 35.517	30.245*	32.377	28.978	339.6	
3	2'04.226	35.282	29.986	30.479	28.479	343.9	
4	2'03.682	35.096	29.684	30.523	28.379	341.7	

**9th 25 Raul FERNANDEZ** APRILIA SPA  
 Trackhouse Racing  
 Runs=2 Total laps=10 Full laps=6 Valid laps=6

Run #	1	Front Tyre	Slick-Soft	Rear Tyre	Slick-Soft	8 Laps at start	3 Laps at start
1	2'59.307	34.406	31.103	31.458	28.586	338.5	
2	2'03.757	35.143	29.941	30.490	28.183	338.5	
3	2'02.869	34.650	29.766	30.229	28.224	339.6	
4	2'03.513	34.895	29.853	30.362	28.403	340.6	
5	2'11.571	P 37.351*	30.543	30.841	32.836	337.5	

Run #	2	Front Tyre	Slick-Medium	Rear Tyre	Slick-Soft	6 Laps at start	8 Laps at start
6	8'47.760	33.842	30.389	30.887	28.427	336.4	
7	2'03.213	34.832	29.841	30.337	28.203	342.8	
8	2'02.807	34.650	29.780	30.215	28.162	345.0	
9	2'08.422	34.604	29.953	35.289	28.576	341.7	
10	2'17.497	P 38.586*	30.868	35.381	32.662	339.6	

**10th 72 Marco BEZZECCHI** DUCATI ITA  
 Pertamina Enduro VR46 Racing Team  
 Runs=3 Total laps=12 Full laps=7 Valid laps=6

Run #	1	Front Tyre	Slick-Medium	Rear Tyre	Slick-Soft	18 Laps at start	4 Laps at start
1	2'25.713	34.533	31.130	33.771	29.118	340.6	
2	2'05.090	35.701	30.518	30.487	28.384	342.8	
3	2'06.850	P 35.071	29.696	30.192	31.891	341.7	

Run #	2	Front Tyre	Slick-Medium	Rear Tyre	Slick-Soft	7 Laps at start	3 Laps at start
4	2'33.166	33.608	30.390	30.568	28.478	339.6	
5	2'02.829	34.757	29.668	30.141	28.263	342.8	
6	2'05.067	* 35.037*	30.114	31.517	28.399	341.7	
7	2'07.682	36.985	31.053	30.316	29.328	340.6	
8	2'03.310	34.855	29.780	30.244	28.431	341.7	
9	2'09.377	P 35.459*	30.675	30.629	32.614	341.7	

Run #	3	Front Tyre	Slick-Medium	Rear Tyre	Slick-Soft	13 Laps at start	9 Laps at start
10	6'38.546	32.358	30.889	32.310	30.462	340.6	
11	2'09.859	34.834	31.223	35.494	28.308	327.2	
12	2'03.530	34.803	29.698	30.374	28.655	343.9	

**11th 43 Jack MILLER** KTM AUS  
 Red Bull KTM Factory Racing  
 Runs=2 Total laps=13 Full laps=9 Valid laps=9

Run #	1	Front Tyre	Slick-Medium	Rear Tyre	Slick-Soft	11 Laps at start	5 Laps at start
1	2'14.251	33.353	30.752	31.171	29.065	342.8	

**Fastest Lap:** Pedro ACOSTA Red Bull GASGAS Te SPA 2'02.243 34.556 29.596 30.067 28.024

These data/results cannot be reproduced, stored and/or transmitted in whole or in part by any manner of electronic, mechanical, photocopying, recording, broadcasting or otherwise now known or herein after developed without the previous express consent by the copyright owner, except for reproduction in daily press and regular printed publications on sale to the public within 60 days of the event related to those data/results and always provided that copyright symbol appears together as follows below.  
 © DORNA, 2024



# Free Practice Nr. 2

# MotoGP

Lap	Lap Time	T1	T2	T3	T4	Speed	Lap	Lap Time	T1	T2	T3	T4	Speed		
2	<b>2'03.650</b>	35.111	29.702	30.348	28.489	343.9	<b>Run # 1</b>	<i>Front Tyre Slick-Medium</i>	<i>Rear Tyre Slick-Soft</i>						
3	<b>2'02.996</b>	34.905	29.605	30.209	28.277	342.8				<b>11 Laps at start</b>			<b>4 Laps at start</b>		
4	<b>2'02.854</b>	34.724	<b>29.542</b>	30.172	28.416	<b>345.0</b>	1	2'41.079	34.769	31.365	31.862	28.948	338.5		
5	<b>2'04.112</b>	35.001	29.975	30.608	28.528	342.8	2	<b>2'04.372</b>	35.483	30.114	30.544	28.231	341.7		
6	2'14.906 P	39.330	30.575	31.444	33.557	341.7	3	<b>2'03.640</b>	35.106	<b>29.799</b>	30.351	28.384	340.6		
<b>Run # 2</b>	<i>Front Tyre Slick-Medium</i>	<i>Rear Tyre Slick-Soft</i>							4	<b>2'03.268</b>	34.830	29.922	30.246	28.270	342.8
			<b>17 Laps at start</b>			<b>3 Laps at start</b>			5	2'10.242 P	35.619*	30.726	30.834	33.063	342.8
7	6'30.849	36.417	30.355	33.579	28.551	341.7	<b>Run # 2</b>	<i>Front Tyre Slick-Medium</i>	<i>Rear Tyre Slick-Soft</i>						
8	<b>2'04.328</b>	36.285	29.757	<b>30.088</b>	<b>28.198</b>	341.7				<b>16 Laps at start</b>			<b>9 Laps at start</b>		
9	<b>2'03.238</b>	<b>34.711</b>	29.660	30.355	28.512	343.9	6	11'13.662	34.741	30.421	30.684	28.519	340.6		
10	<b>2'03.170</b>	34.882	29.691	30.244	28.353	341.7	7	<b>2'03.063</b>	34.715	29.809	30.342	<b>28.197</b>	341.7		
11	<b>2'18.963</b>	38.850	35.322	34.351	30.440	340.6	8	<b>2'06.699</b>	37.795	30.120	30.270	28.514	343.9		
12	<b>2'03.506</b>	34.917	29.765	30.504	28.320	342.8	9	<b>2'03.389</b>	<b>34.675</b>	29.855	30.303	28.556	<b>345.0</b>		
13	2'15.256 P	39.699	30.640	31.068	33.849	342.8	10	<b>2'03.091</b>	34.855	29.872	<b>30.118</b>	28.246	342.8		

**12th 88 Miguel OLIVEIRA** APRILIA POR  
Trackhouse Racing  
Runs=2 Total laps=11 Full laps=7 Valid laps=7

Run #	1	Front Tyre	Slick-Medium	Rear Tyre	Slick-Soft	
		<b>7 Laps at start</b>			<b>4 Laps at start</b>	
1	2'47.603	35.575	31.898	31.248	29.313	338.5
2	<b>2'05.356</b>	35.564	29.990	31.032	28.770	<b>340.6</b>
3	<b>2'03.761</b>	35.221	29.819	30.364	28.357	339.6
4	<b>2'03.463</b>	35.021	29.851	30.263	28.328	339.6
5	<b>2'02.955</b>	34.830	<b>29.647</b>	<b>30.161</b>	<b>28.317</b>	340.6
6	2'10.662 P	35.575*	31.432	31.068	32.587	337.5
<b>Run # 2</b>	<i>Front Tyre Slick-Medium</i>	<i>Rear Tyre Slick-Soft</i>				
		<b>13 Laps at start</b>			<b>3 Laps at start</b>	
7	7'17.452	34.158	31.038	33.093	28.922	338.5
8	<b>2'03.481</b>	35.041	29.831	30.252	28.357	340.6
9	<b>2'03.027</b>	<b>34.789</b>	29.682	30.195	28.361	340.6
10	<b>2'08.611</b>	35.112	32.192	32.139	29.168	333.3
11	2'09.916 P	34.998	30.870	31.612	32.436	336.4

**13th 49 Fabio DI GIANNANTONI** DUCATI ITA  
Pertamina Enduro VR46 Racing Team  
Runs=2 Total laps=12 Full laps=8 Valid laps=6

Run #	1	Front Tyre	Slick-Medium	Rear Tyre	Slick-Soft	
		<b>6 Laps at start</b>			<b>3 Laps at start</b>	
1	2'28.335	35.694	31.712	31.689	29.270	336.4
2	<b>2'05.314</b>	35.721	30.203	30.810	28.580	339.6
3	2'04.338 *	35.071	30.246*	30.602	28.419	340.6
4	<b>2'03.676</b>	34.880	29.909	30.460	28.427	<b>341.7</b>
5	2'14.950 P	40.637*	30.838	30.787	32.688	340.6
<b>Run # 2</b>	<i>Front Tyre Slick-Medium</i>	<i>Rear Tyre Slick-Soft</i>				
		<b>11 Laps at start</b>			<b>3 Laps at start</b>	
6	8'27.015	33.709	30.488	30.480	28.549	336.4
7	<b>2'03.406</b>	34.890	29.891	30.288	28.337	339.6
8	<b>2'03.138</b>	34.778	29.680	<b>30.253</b>	28.427	338.5
9	2'02.875 *	<b>34.620</b>	29.662*	30.266	<b>28.327</b>	340.6
10	<b>2'13.039</b>	34.728	29.902	30.334	38.075	339.6
11	<b>2'02.985</b>	34.717	<b>29.602</b>	30.337	28.329	339.6
12	2'21.957 P	41.889*	33.153	31.827	35.088	336.4

**14th 23 Enea BASTIANINI** DUCATI ITA  
Ducati Lenovo Team  
Runs=2 Total laps=10 Full laps=7 Valid laps=7

<b>Fastest Lap:</b>	Pedro ACOSTA	Red Bull GASGAS Te SPA	<b>2'02.243</b>	34.556	29.596	30.067	28.024
---------------------	--------------	------------------------	-----------------	--------	--------	--------	--------

These data/results cannot be reproduced, stored and/or transmitted in whole or in part by any manner of electronic, mechanical, photocopying, recording, broadcasting or otherwise now known or herein after developed without the previous express consent by the copyright owner, except for reproduction in daily press and regular printed publications on sale to the public within 60 days of the event related to those data/results and always provided that copyright symbol appears together as follows below.  
© DORNA, 2024



# Free Practice Nr. 2

MotoGP

Lap	Lap Time	T1	T2	T3	T4	Speed	Lap	Lap Time	T1	T2	T3	T4	Speed								
<b>17th</b>	<b>42</b>	<b>Alex RINS</b>				YAMAHA	SPA	<b>20th</b>				<b>30</b>	<b>Takaaki NAKAGAMI</b>				HONDA	JPN			
Monster Energy Yamaha MotoGP Team							IDEMITSU Honda LCR							Runs=2 Total laps=11 Full laps=8 Valid laps=8				Runs=2 Total laps=11 Full laps=7 Valid laps=6			
<b>Run #</b>	<b>1</b>	<b>Front Tyre Slick-Medium</b>			<b>Rear Tyre Slick-Soft</b>			<b>Run #</b>	<b>1</b>	<b>Front Tyre Slick-Soft</b>			<b>Rear Tyre Slick-Soft</b>								
6 Laps at start						3 Laps at start						New Tyre 3 Laps at start									
1	2'24.029	34.484	31.288	31.474	30.107	335.4	1	2'30.238	36.528	31.987	32.734	29.420	335.4								
2	<b>2'05.944</b>	36.365	30.534	30.602	28.443	342.8	2	<b>2'06.303</b>	35.833	29.935	31.710	28.825	339.6								
3	<b>2'03.385</b>	34.980	29.810	<b>30.335</b>	<b>28.260</b>	339.6	3	<b>2'10.306</b>	<b>35.148</b>	33.957	31.507	29.694	334.3								
4	<b>2'06.024</b>	<b>34.808</b>	<b>29.707</b>	32.809	28.700	339.6	4	<b>2'04.495</b>	35.455	<b>29.734</b>	30.772	28.534	339.6								
5	<b>2'03.630</b>	35.025	29.829	30.380	28.396	337.5	5	2'09.951 P	35.424	29.930	31.133	<b>33.464</b>	336.4								
6	<b>2'03.973</b>	35.018	30.104	30.400	28.451	336.4	<b>Run # 2</b>	<b>Front Tyre Slick-Soft</b>			<b>Rear Tyre Slick-Soft</b>										
7	2'17.039 P	38.444*	32.856	32.079	33.660	329.2	5 Laps at start						4 Laps at start								
<b>Run #</b>	<b>2</b>	<b>Front Tyre Slick-Medium</b>			<b>Rear Tyre Slick-Soft</b>			6	6'45.146	34.582	32.625	32.014	29.663	329.2							
13 Laps at start						10 Laps at start						7	<b>2'05.458</b>	36.036	30.327	30.618	28.477	333.3			
8	8'42.472	32.086	31.136	31.410	28.942	334.3	8	<b>2'04.128</b>	35.340	29.769	30.422	28.597	335.4								
9	<b>2'05.749</b>	35.057	29.944	31.958	28.790	335.4	9	2'12.263 *	39.934*	32.353	30.925	29.051	333.3								
10	<b>2'03.941</b>	35.062	30.016	30.472	28.391	336.4	10	<b>2'03.742</b>	35.327	29.813	<b>30.325</b>	<b>28.277</b>	334.3								
11	<b>2'03.934</b>	35.063	29.878	30.488	28.505	336.4	11	2'23.811 P	37.720*	34.549	37.781	<b>33.761</b>	237.3								
<b>18th</b>	<b>37</b>	<b>Augusto FERNANDEZ</b>				KTM	SPA	<b>21st</b>				<b>10</b>	<b>Luca MARINI</b>				HONDA	ITA			
Red Bull GASGAS Tech3							Repsol Honda Team							Runs=2 Total laps=10 Full laps=6 Valid laps=5				Runs=2 Total laps=11 Full laps=7 Valid laps=7			
<b>Run #</b>	<b>1</b>	<b>Front Tyre Slick-Medium</b>			<b>Rear Tyre Slick-Soft</b>			<b>Run #</b>	<b>1</b>	<b>Front Tyre Slick-Medium</b>			<b>Rear Tyre Slick-Soft</b>								
6 Laps at start						3 Laps at start						7 Laps at start 3 Laps at start									
1	2'32.278	35.504	32.240	32.254	28.977	336.4	1	2'25.388	34.978	31.766	31.867	29.124	334.3								
2	<b>2'05.242</b>	35.668	30.000	31.019	28.555	338.5	2	<b>2'06.009</b>	35.726	30.749	30.829	28.705	<b>338.5</b>								
3	<b>2'04.180</b>	35.314	30.115	30.402	28.349	<b>339.6</b>	3	<b>2'04.665</b>	35.328	<b>30.042</b>	30.569	28.726	336.4								
4	<b>2'03.503</b>	<b>34.940</b>	29.924	<b>30.372</b>	<b>28.267</b>	338.5	4	<b>2'04.849</b>	35.225	30.290	30.627	28.707	336.4								
5	2'08.917 *	36.889*	31.153	32.484	28.391	333.3	5	<b>2'04.524</b>	35.227	30.229	30.449	28.619	336.4								
6	2'10.827 P	35.175	32.608	30.749	<b>32.295</b>	337.5	6	2'24.714 P	42.514*	36.277	32.748	<b>33.175</b>	336.4								
<b>Run #</b>	<b>2</b>	<b>Front Tyre Slick-Medium</b>			<b>Rear Tyre Slick-Soft</b>			<b>Run #</b>	<b>2</b>	<b>Front Tyre Slick-Medium</b>			<b>Rear Tyre Slick-Soft</b>								
12 Laps at start						9 Laps at start						13 Laps at start 9 Laps at start									
7	9'11.863	34.143	30.964	34.289	30.304	334.3	7	7'08.968	32.876	31.467	30.812	28.774	336.4								
8	<b>2'03.831</b>	35.085	<b>29.881</b>	30.531	28.334	337.5	8	<b>2'04.373</b>	35.226	30.145	30.470	<b>28.532</b>	336.4								
9	<b>2'04.041</b>	35.086	29.997	30.447	28.511	337.5	9	<b>2'04.245</b>	<b>35.141</b>	30.084	<b>30.404</b>	28.616	336.4								
10	2'08.542 P	34.969	30.092	30.807	<b>32.674</b>	338.5	10	<b>2'07.866</b>	35.142	30.323	33.554	28.847	335.4								
11	2'13.811 P	35.331	30.481	34.190	<b>33.809</b>	336.4															
<b>19th</b>	<b>36</b>	<b>Joan MIR</b>				HONDA	SPA	<b>22nd</b>				<b>5</b>	<b>Johann ZARCO</b>				HONDA	FRA			
Repsol Honda Team							CASTROL Honda LCR							Runs=2 Total laps=11 Full laps=7 Valid laps=7				Runs=2 Total laps=12 Full laps=8 Valid laps=8			
<b>Run #</b>	<b>1</b>	<b>Front Tyre Slick-Medium</b>			<b>Rear Tyre Slick-Soft</b>			<b>Run #</b>	<b>1</b>	<b>Front Tyre Slick-Medium</b>			<b>Rear Tyre Slick-Soft</b>								
5 Laps at start						3 Laps at start						6 Laps at start 4 Laps at start									
1	2'25.529	34.751	34.113	31.738	28.999	338.5	1	2'26.066	34.913	33.499	33.955	28.873	338.5								
2	<b>2'07.345</b>	35.602	30.340	32.606	28.797	<b>342.8</b>	2	<b>2'05.527</b>	35.642	30.430	30.728	28.727	<b>341.7</b>								
3	<b>2'04.594</b>	35.601	30.088	30.323	28.582	340.6	3	<b>2'10.762</b>	35.277	30.028	35.898	29.559	341.7								
4	<b>2'03.905</b>	35.141	<b>29.918</b>	30.291	28.555	339.6	4	2'11.557 P	35.218	<b>30.018</b>	30.793	<b>35.528</b>	337.5								
5	<b>2'04.235</b>	35.080	30.049	30.492	28.614	341.7	<b>Run # 2</b>	<b>Front Tyre Slick-Medium</b>			<b>Rear Tyre Slick-Soft</b>										
6	2'26.767 P	44.100*	34.223	33.539	<b>34.905</b>	336.4	13 Laps at start						8 Laps at start								
<b>Run #</b>	<b>2</b>	<b>Front Tyre Slick-Medium</b>			<b>Rear Tyre Slick-Soft</b>			5	7'11.466	34.407	32.382	31.191	28.847	335.4							
11 Laps at start						9 Laps at start						6	<b>2'04.725</b>	35.400	30.062	30.623	28.640	335.4			
7	7'03.934	33.086	30.716	30.541	28.648	337.5	7	<b>2'04.657</b>	35.277	30.094	30.685	<b>28.601</b>	334.3								
8	<b>2'03.952</b>	35.253	29.966	30.310	<b>28.423</b>	338.5	8	<b>2'04.806</b>	35.285	30.221	30.598	28.702	336.4								
9	<b>2'03.603</b>	<b>34.915</b>	29.954	<b>30.222</b>	28.512	337.5	9	<b>2'05.135</b>	35.362	30.167	30.859	28.747	333.3								
10	<b>2'10.883</b>	35.082	34.661	32.476	28.664	327.2	10	<b>2'06.434</b>	35.148	31.577	30.996	28.713	337.5								
11	2'22.494 P	35.132	35.044	37.204	35.114	218.1	11	<b>2'04.269</b>	<b>35.107</b>	30.045	<b>30.456</b>	28.661	338.5								

<b>Fastest Lap:</b>	Pedro ACOSTA	Red Bull GASGAS Te	SPA	<b>2'02.243</b>	34.556	29.596	30.067	28.024
---------------------	--------------	--------------------	-----	-----------------	--------	--------	--------	--------

These data/results cannot be reproduced, stored and/or transmitted in whole or in part by any manner of electronic, mechanical, photocopying, recording, broadcasting or otherwise now known or herein after developed without the previous express consent by the copyright owner, except for reproduction in daily press and regular printed publications on sale to the public within 60 days of the event related to those data/results and always provided that copyright symbol appears together as follows below.  
© DORNA, 2024



# Free Practice Nr. 2

MotoGP

Lap	Lap Time		T1	T2	T3	T4	Speed	Lap	Lap Time	T1	T2	T3	T4	Speed
12	2'34.251	P	50.043*	34.385	34.087	35.736	333.3							

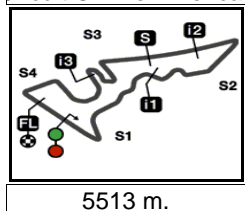
<b>Fastest Lap:</b>	Pedro ACOSTA	Red Bull GASGAS Te SPA	<b>2'02.243</b>	34.556	29.596	30.067	28.024
---------------------	--------------	------------------------	-----------------	--------	--------	--------	--------

These data/results cannot be reproduced, stored and/or transmitted in whole or in part by any manner of electronic, mechanical, photocopying, recording, broadcasting or otherwise now known or herein after developed without the previous express consent by the copyright owner, except for reproduction in daily press and regular printed publications on sale to the public within 60 days of the event related to those data/results and always provided that copyright symbol appears together as follows below.  
© DORNA, 2024

Official MotoGP Timing by **TISSOT**  
www.motogp.com



**Austin, Saturday, April 13, 2024**




5513 m.

## RED BULL GRAND PRIX OF THE AMERICAS

## Free Practice Nr. 2

## Combined Practice Times

7

	Rider	Nation	Team	MOTORCYCLE	FP1	FP2	Gap
1	31 P.ACOSTA	SPA	Red Bull GASGAS Tech3	KTM	2'03.606 15	<b>2'02.243</b> 8	
2	1 F.BAGNAIA	ITA	Ducati Lenovo Team	DUCATI	2'04.242 14	<b>2'02.414</b> 9	0.171 0.171
3	93 M.MARQUEZ	SPA	Gresini Racing MotoGP	DUCATI	2'04.003 12	<b>2'02.440</b> 9	0.197 0.026
4	12 M.VIÑALES	SPA	Aprilia Racing	APRILIA	2'03.294 17	<b>2'02.556</b> 5	0.313 0.116
5	73 A.MARQUEZ	SPA	Gresini Racing MotoGP	DUCATI	2'04.857 12	<b>2'02.605</b> 8	0.362 0.049
6	89 J.MARTIN	SPA	Prima Pramac Racing	DUCATI	2'03.443 17	<b>2'02.607</b> 5	0.364 0.002
7	41 A.ESPARGARO	SPA	Aprilia Racing	APRILIA	2'04.813 12	<b>2'02.681</b> 9	0.438 0.074
8	21 F.MORBIDELLI	ITA	Prima Pramac Racing	DUCATI	2'03.904 17	<b>2'02.780</b> 9	0.537 0.099
9	25 R.FERNANDEZ	SPA	Trackhouse Racing	APRILIA	2'04.272 12	<b>2'02.807</b> 8	0.564 0.027
10	72 M.BEZZECCHI	ITA	Pertamina Enduro VR46 Racing Team	DUCATI	2'03.812 16	<b>2'02.829</b> 5	0.586 0.022
11	43 J.MILLER	AUS	Red Bull KTM Factory Racing	KTM	2'04.210 11	<b>2'02.854</b> 4	0.611 0.025
12	88 M.OLIVEIRA	POR	Trackhouse Racing	APRILIA	2'04.514 15	<b>2'02.955</b> 5	0.712 0.101
13	49 F.DI GIANNANTO	ITA	Pertamina Enduro VR46 Racing Team	DUCATI	2'04.226 14	<b>2'02.985</b> 11	0.742 0.030
14	23 E.BASTIANINI	ITA	Ducati Lenovo Team	DUCATI	2'03.700 16	<b>2'03.063</b> 7	0.820 0.078
15	33 B.BINDER	RSA	Red Bull KTM Factory Racing	KTM	2'03.865 17	<b>2'03.303</b> 6	1.060 0.240
16	20 F.QUARTARARO	FRA	Monster Energy Yamaha MotoGP Team	YAMAHA	2'04.311 15	<b>2'03.322</b> 9	1.079 0.019
17	42 A.RINS	SPA	Monster Energy Yamaha MotoGP Team	YAMAHA	2'04.305 17	<b>2'03.385</b> 3	1.142 0.063
18	37 A.FERNANDEZ	SPA	Red Bull GASGAS Tech3	KTM	2'04.559 10	<b>2'03.503</b> 4	1.260 0.118
19	36 J.MIR	SPA	Repsol Honda Team	HONDA	2'04.435 15	<b>2'03.603</b> 9	1.360 0.100
20	30 T.NAKAGAMI	JPN	IDEMITSU Honda LCR	HONDA	2'05.372 13	<b>2'03.742</b> 10	1.499 0.139
21	10 L.MARINI	ITA	Repsol Honda Team	HONDA	2'04.402 16	<b>2'04.245</b> 9	2.002 0.503
22	5 J.ZARCO	FRA	CASTROL Honda LCR	HONDA	2'05.345 15	<b>2'04.269</b> 11	2.026 0.024

<b>Pole Position Record:</b>	2023	<b>Francesco BAGNAIA</b>	<b>2'01.892</b>	162.8 Km/h
<b>Best Race Lap:</b>	2023	<b>Alex RINS</b>	<b>2'03.126</b>	161.1 Km/h
<b>All Time Lap Record:</b>	2024	<b>Jorge MARTIN</b>	<b>2'01.397</b>	163.4 Km/h

The results are provisional until the end of the limit for protest and appeals.

Time limit for protest expires 60' after publication of the results - ..... Time: .....

These data/results cannot be reproduced, stored and/or transmitted in whole or in part by any manner of electronic, mechanical, photocopying, recording, broadcasting or otherwise now known or herein after developed without the previous express consent by the copyright owner, except for reproduction in daily press and regular printed publications on sale to the public within 60 days of the event related to those data/results and always provided that copyright symbol appears together as follows below.

© DORNA, 2024

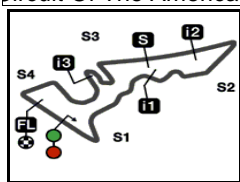
Official MotoGP Timing by TISSOT

www.motogp.com

Austin, Saturday, April 13, 2024







5513 m.

## RED BULL GRAND PRIX OF THE AMERICAS

## Free Practice Nr. 2

## Best Partial Times

MotoGP™

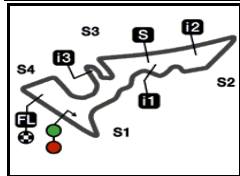
IT Ideal Lap Time, sum of the best partial times

BT Best Lap Time

T1		T2		T3		T4				IT	BT	
Pos	Rider	Time	Rider	Time	Rider	Time	Rider	Time	Pos	Rider	IT	BT
1	P.ACOSTA	34.441	M.MARQUEZ	29.420	J.MARTIN	30.065	P.ACOSTA	28.024	1	P.ACOSTA	2'02.083	2'02.243 (1)
2	J.MARTIN	<b>34.508</b>	F.MORBIDELLI	<b>29.523</b>	P.ACOSTA	<b>30.067</b>	M.VIÑALES	<b>28.046</b>	2	M.MARQUEZ	2'02.349	2'02.440 (3)
3	M.VIÑALES	34.534	J.MILLER	29.542	F.BAGNAIA	30.074	A.ESPARGARO	28.048	3	J.MARTIN	2'02.386	2'02.607 (6)
4	F.BAGNAIA	<b>34.575</b>	F.BAGNAIA	<b>29.544</b>	J.MILLER	<b>30.088</b>	F.MORBIDELLI	<b>28.103</b>	4	F.BAGNAIA	2'02.414	2'02.414 (2)
5	R.FERNANDEZ	34.604	P.ACOSTA	29.551	M.MARQUEZ	30.099	A.MARQUEZ	28.119	5	A.ESPARGAR	2'02.493	2'02.681 (7)
6	DI GIANNANTO	<b>34.620</b>	A.MARQUEZ	<b>29.551</b>	E.BASTIANINI	<b>30.118</b>	R.FERNANDEZ	<b>28.162</b>	6	M.VIÑALES	2'02.519	2'02.556 (4)
7	M.MARQUEZ	34.654	A.ESPARGARO	29.591	M.BEZZECCHI	30.141	M.MARQUEZ	28.176	7	J.MILLER	2'02.539	2'02.854 (11)
8	E.BASTIANINI	<b>34.675</b>	J.MARTIN	<b>29.600</b>	M.OLIVEIRA	<b>30.161</b>	E.BASTIANINI	<b>28.197</b>	8	F.MORBIDELLI	2'02.555	2'02.780 (8)
9	F.MORBIDELLI	34.676	F.DI GIANNANTO	29.602	A.ESPARGARO	30.169	J.MILLER	28.198	9	A.MARQUEZ	2'02.602	2'02.605 (5)
10	A.ESPARGARO	<b>34.685</b>	M.OLIVEIRA	<b>29.647</b>	F.QUARTARARO	<b>30.192</b>	B.BINDER	<b>28.205</b>	10	R.FERNANDEZ	2'02.747	2'02.807 (9)
11	J.MILLER	34.711	M.VIÑALES	29.650	R.FERNANDEZ	30.215	J.MARTIN	28.213	11	E.BASTIANINI	2'02.789	2'03.063 (14)
12	A.MARQUEZ	<b>34.716</b>	M.BEZZECCHI	<b>29.668</b>	A.MARQUEZ	<b>30.216</b>	F.BAGNAIA	<b>28.221</b>	12	F.DI GIANNAN	2'02.802	2'02.985 (13)
13	B.BINDER	34.730	A.RINS	29.707	J.MIR	30.222	F.QUARTARARO	28.241	13	M.BEZZECCHI	2'02.829	2'02.829 (10)
14	M.BEZZECCHI	<b>34.757</b>	T.NAKAGAMI	<b>29.734</b>	F.MORBIDELLI	<b>30.253</b>	A.RINS	<b>28.260</b>	14	M.OLIVEIRA	2'02.914	2'02.955 (12)
15	M.OLIVEIRA	34.789	B.BINDER	29.760	F.DI GIANNANTO	30.253	M.BEZZECCHI	28.263	15	B.BINDER	2'02.961	2'03.303 (15)
16	A.RINS	<b>34.808</b>	R.FERNANDEZ	<b>29.766</b>	B.BINDER	<b>30.266</b>	A.FERNANDEZ	<b>28.267</b>	16	F.QUARTARAR	2'03.041	2'03.322 (16)
17	F.QUARTARARO	34.840	F.QUARTARARO	29.768	M.VIÑALES	30.289	T.NAKAGAMI	28.277	17	A.RINS	2'03.110	2'03.385 (17)
18	J.MIR	<b>34.915</b>	E.BASTIANINI	<b>29.799</b>	T.NAKAGAMI	<b>30.325</b>	M.OLIVEIRA	<b>28.317</b>	18	A.FERNANDEZ	2'03.460	2'03.503 (18)
19	R.FERNANDEZ	34.940	A.FERNANDEZ	29.881	A.RINS	30.335	F.DI GIANNANTO	28.327	19	J.MIR	2'03.478	2'03.603 (19)
20	J.ZARCO	<b>35.107</b>	J.MIR	<b>29.918</b>	A.FERNANDEZ	<b>30.372</b>	J.MIR	<b>28.423</b>	20	T.NAKAGAMI	2'03.484	2'03.742 (20)
21	L.MARINI	35.141	J.ZARCO	30.018	L.MARINI	30.404	L.MARINI	28.532	21	L.MARINI	2'04.119	2'04.245 (21)
22	T.NAKAGAMI	<b>35.148</b>	L.MARINI	<b>30.042</b>	J.ZARCO	<b>30.456</b>	J.ZARCO	<b>28.601</b>	22	J.ZARCO	2'04.182	2'04.269 (22)

These data/results cannot be reproduced, stored and/or transmitted in whole or in part by any manner of electronic, mechanical, photocopying, recording, broadcasting or otherwise now known or herein after developed without the previous express consent by the copyright owner, except for reproduction in daily press and regular printed publications on sale to the public within 60 days of the event related to those data/results and always provided that copyright symbol appears together as follows below.

© DORNA, 2024




5513 m.

## RED BULL GRAND PRIX OF THE AMERICAS

## Free Practice Nr. 2

## Fastest Laps Sequence

<i>Practice Time</i>	 <i>Rider</i>	<i>Nation</i>	<i>Motorcycle</i>	<i>Time</i>	<i>Km/h</i>	<i>Rider's Lap</i>
<b>4'16.153</b>	93 <b>Marc MARQUEZ</b>	SPA	DUCATI	<b>2'03.441</b>	160.7	2
<b>6'18.962</b>	93 <b>Marc MARQUEZ</b>	SPA	DUCATI	<b>2'02.809</b>	161.6	3
<b>10'30.250</b>	93 <b>Marc MARQUEZ</b>	SPA	DUCATI	<b>2'02.723</b>	161.7	5
<b>10'51.690</b>	89 <b>Jorge MARTIN</b>	SPA	DUCATI	<b>2'02.607</b>	161.8	5
<b>11'03.596</b>	12 <b>Maverick VIÑALES</b>	SPA	APRILIA	<b>2'02.556</b>	161.9	5
<b>23'34.010</b>	31 <b>Pedro ACOSTA</b>	SPA	KTM	<b>2'02.243</b>	162.3	8

These data/results cannot be reproduced, stored and/or transmitted in whole or in part by any manner of electronic, mechanical, photocopying, recording, broadcasting or otherwise now known or herein after developed without the previous express consent by the copyright owner, except for reproduction in daily press and regular printed publications on sale to the public within 60 days of the event related to those data/results and always provided that copyright symbol appears together as follows below.

© DORNA, 2024