




GRANDE PRÉMIO TISSOT DE PORTUGAL
Warm Up
Classification

25

	Rider	Nation	Team	Motorcycle	Time	Lap	Total	Gap	Top Speed
1	89 Jorge MARTIN	SPA	Prima Pramac Racing	DUCATI	1'39.093	5	6		345.0
2	23 Enea BASTIANINI	ITA	Ducati Lenovo Team	DUCATI	1'39.442	5	6	0.349	0.349 345.0
3	43 Jack MILLER	AUS	Red Bull KTM Factory Racing	KTM	1'39.486	6	6	0.393	0.044 343.9
4	12 Maverick VIÑALES	SPA	Aprilia Racing	APRILIA	1'39.511	5	6	0.418	0.025 336.4
5	30 Takaaki NAKAGAMI	JPN	IDEMITSU Honda LCR	HONDA	1'39.546	6	6	0.453	0.035 339.6
6	31 Pedro ACOSTA	SPA	Red Bull GASGAS Tech3	KTM	1'39.550	4	6	0.457	0.004 342.8
7	33 Brad BINDER	RSA	Red Bull KTM Factory Racing	KTM	1'39.550	6	6	0.457	342.8
8	25 Raul FERNANDEZ	SPA	Trackhouse Racing	APRILIA	1'39.559	6	6	0.466	0.009 337.5
9	73 Alex MARQUEZ	SPA	Gresini Racing MotoGP	DUCATI	1'39.593	6	6	0.500	0.034 341.7
10	49 Fabio DI GIANNANTONIO	ITA	Pertamina Enduro VR46 Racing Te	DUCATI	1'39.633	6	6	0.540	0.040 341.7
11	1 Francesco BAGNAIA	ITA	Ducati Lenovo Team	DUCATI	1'39.644	6	6	0.551	0.011 340.6
12	21 Franco MORBIDELLI	ITA	Prima Pramac Racing	DUCATI	1'39.716	4	6	0.623	0.072 340.6
13	41 Aleix ESPARGARO	SPA	Aprilia Racing	APRILIA	1'39.719	4	6	0.626	0.003 341.7
14	5 Johann ZARCO	FRA	CASTROL Honda LCR	HONDA	1'39.742	6	6	0.649	0.023 341.7
15	20 Fabio QUARTARARO	FRA	Monster Energy Yamaha MotoGP	YAMAHA	1'39.785	6	6	0.692	0.043 340.6
16	42 Alex RINS	SPA	Monster Energy Yamaha MotoGP	YAMAHA	1'39.793	6	6	0.700	0.008 339.6
17	72 Marco BEZZECCHI	ITA	Pertamina Enduro VR46 Racing Te	DUCATI	1'39.818	6	6	0.725	0.025 343.9
18	88 Miguel OLIVEIRA	POR	Trackhouse Racing	APRILIA	1'39.893	4	6	0.800	0.075 341.7
19	37 Augusto FERNANDEZ	SPA	Red Bull GASGAS Tech3	KTM	1'39.932	6	6	0.839	0.039 339.6
20	36 Joan MIR	SPA	Repsol Honda Team	HONDA	1'39.991	6	6	0.898	0.059 336.4
21	10 Luca MARINI	ITA	Repsol Honda Team	HONDA	1'40.109	6	6	1.016	0.118 342.8
22	93 Marc MARQUEZ	SPA	Gresini Racing MotoGP	DUCATI	1'41.587	3	3	2.494	1.478 339.6

Practice condition: Dry
 Air: 21°
 Humidity: 58%
 Ground: 21°

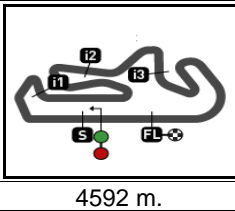
Fastest Lap:	Lap: 5	Jorge MARTIN	1'39.093	166.8 Km/h
Best Race Lap:	2023	Aleix ESPARGARO	1'38.872	167.1 Km/h
All Time Lap Record:	2023	Marc MARQUEZ	1'37.226	170.0 Km/h

The results are provisional until the end of the limit for protest and appeals.

Time limit for protest expires 60' after publication of the results - Time:

These data/results cannot be reproduced, stored and/or transmitted in whole or in part by any manner of electronic, mechanical, photocopying, recording, broadcasting or otherwise now known or herein after developed without the previous express consent by the copyright owner, except for reproduction in daily press and regular printed publications on sale to the public within 60 days of the event related to those data/results and always provided that copyright symbol appears together as follows below.

© DORNA, 2024




GRANDE PRÉMIO TISSOT DE PORTUGAL

Warm Up

Top Speed & Average

26

	Rider	Nation	Motorcycle	Top 5 speeds					Average	Top
23	Enea BASTIANINI	ITA	DUCATI	345.0	345.0	345.0	341.7	340.6	343.5	345.0
89	Jorge MARTIN	SPA	DUCATI	345.0	342.8	341.7	341.7	341.7	342.6	345.0
43	Jack MILLER	AUS	KTM	343.9	342.8	342.8	341.7	340.6	342.4	343.9
72	Marco BEZZECCHI	ITA	DUCATI	343.9	343.9	340.6	340.6	339.6	341.7	343.9
10	Luca MARINI	ITA	HONDA	342.8	341.7	340.6	339.6	338.5	340.6	342.8
31	Pedro ACOSTA	SPA	KTM	342.8	339.6	339.6	338.5	335.4	339.2	342.8
33	Brad BINDER	RSA	KTM	342.8	342.8	342.8	341.7	340.6	342.1	342.8
5	Johann ZARCO	FRA	HONDA	341.7	339.6	338.5	337.5	334.3	338.3	341.7
41	Aleix ESPARGARO	SPA	APRILIA	341.7	341.7	338.5	338.5	336.4	339.4	341.7
49	Fabio DI GIANNANTONIO	ITA	DUCATI	341.7	339.6	338.5	338.5	337.5	339.2	341.7
73	Alex MARQUEZ	SPA	DUCATI	341.7	341.7	341.7	339.6	337.5	340.4	341.7
88	Miguel OLIVEIRA	POR	APRILIA	341.7	341.7	340.6	339.6	337.5	340.2	341.7
1	Francesco BAGNAIA	ITA	DUCATI	340.6	339.6	338.5	338.5	336.4	338.7	340.6
20	Fabio QUARTARARO	FRA	YAMAHA	340.6	340.6	340.6	336.4	336.4	338.9	340.6
21	Franco MORBIDELLI	ITA	DUCATI	340.6	340.6	339.6	339.6	337.5	339.6	340.6
30	Takaaki NAKAGAMI	JPN	HONDA	339.6	333.3	333.3	331.2	331.2	333.7	339.6
37	Augusto FERNANDEZ	SPA	KTM	339.6	338.5	338.5	338.5	337.5	338.5	339.6
42	Alex RINS	SPA	YAMAHA	339.6	338.5	336.4	336.4	335.4	337.3	339.6
93	Marc MARQUEZ	SPA	DUCATI	339.6					339.6	339.6
25	Raul FERNANDEZ	SPA	APRILIA	337.5	336.4	335.4	335.4	334.3	335.8	337.5
12	Maverick VIÑALES	SPA	APRILIA	336.4	336.4	335.4	335.4	334.3	335.6	336.4
36	Joan MIR	SPA	HONDA	336.4	335.4	335.4	334.3	334.3	335.2	336.4

These data/results cannot be reproduced, stored and/or transmitted in whole or in part by any manner of electronic, mechanical, photocopying, recording, broadcasting or otherwise now known or herein after developed without the previous express consent by the copyright owner, except for reproduction in daily press and regular printed publications on sale to the public within 60 days of the event related to those data/results and always provided that copyright symbol appears together as follows below.

© DORNA, 2024



GRANDE PRÉMIO TISSOT DE PORTUGAL
Warm Up
Chronological Analysis of Performances

27

* Lap / Sector time cancelled T1 Time from finish line to 1st intermediate T3 Time from 2nd intermed. to 3rd intermed.
P Crossing the finish line in pit lane T2 Time from 1st intermed. to 2nd intermed. T4 Time from 3rd intermediate to finish line
**Tyre data subject to further updates

Lap	Lap Time	T1	T2	T3	T4	Speed	Lap	Lap Time	T1	T2	T3	T4	Speed	
1st	89	Jorge MARTIN DUCATI SPA						6	1'39.760	20.834	31.793	15.264	31.869	335.4
		Prima Pramac Racing												
		Runs=1 Total laps=6 Full laps=5 Valid laps=5												
Run #	1	Front Tyre Slick-Medium		Rear Tyre Slick-Medium		New Tyre								
		8 Laps at start												
1	2'11.489	22.614	34.437	15.931	33.384									
2	1'43.857	23.367	32.764	15.532	32.194	341.7								
3	1'45.215	21.212	34.880	17.284	31.839	345.0								
4	1'39.718	20.962	31.815	15.203	31.738	342.8								
5	1'39.093	20.770	31.541	15.074	31.708	341.7								
6	1'39.295	20.806	31.674	15.173	31.642	341.7								
5th	30	Takaaki NAKAGAMI HONDA JPN						6	1'39.546	20.822	31.704	15.117	31.903	331.2
		IDEMITSU Honda LCR												
		Runs=1 Total laps=6 Full laps=5 Valid laps=5												
Run #	1	Front Tyre Slick-Soft		Rear Tyre Slick-Medium		New Tyre								
		8 Laps at start												
1	2'03.804	22.226	37.048	16.608	33.225									
2	1'43.043	21.580	32.673	15.629	33.161	333.3								
3	1'40.897	21.185	32.284	15.342	32.086	339.6								
4	1'40.434	21.188	31.947	15.196	32.103	333.3								
5	1'39.761	20.891	31.743	15.126	32.001	331.2								
2nd	23	Enea BASTIANINI DUCATI ITA						6	1'39.546	20.822	31.704	15.117	31.903	331.2
		Ducati Lenovo Team												
		Runs=1 Total laps=6 Full laps=5 Valid laps=5												
Run #	1	Front Tyre Slick-Medium		Rear Tyre Slick-Medium		New Tyre								
		4 Laps at start												
1	2'07.879	23.204	35.025	16.969	35.755									
2	1'47.971	21.144	32.238	15.367	39.222	345.0								
3	1'43.129	21.069	33.675	16.358	32.027	345.0								
4	1'39.749	20.767	31.900	15.235	31.847	340.6								
5	1'39.442	20.842	31.684	15.258	31.658	341.7								
6	1'46.410	22.688	36.195	15.550	31.977	345.0								
6th	31	Pedro ACOSTA KTM SPA						6	1'39.546	20.822	31.704	15.117	31.903	331.2
		Red Bull GASGAS Tech3												
		Runs=1 Total laps=6 Full laps=5 Valid laps=5												
Run #	1	Front Tyre Slick-Medium		Rear Tyre Slick-Medium		New Tyre								
		7 Laps at start												
1	2'06.443	22.444	35.110	16.706	34.054									
2	1'43.262	23.113	32.614	15.394	32.141	339.6								
3	1'39.783	21.008	31.919	15.165	31.691	342.8								
4	1'39.550	20.808	31.801	15.084	31.857	339.6								
5	1'41.783	22.119	32.086	15.091	32.487	335.4								
6	1'39.801	20.760	32.197	15.168	31.676	338.5								
3rd	43	Jack MILLER KTM AUS						6	1'39.546	20.822	31.704	15.117	31.903	331.2
		Red Bull KTM Factory Racing												
		Runs=1 Total laps=6 Full laps=5 Valid laps=4												
Run #	1	Front Tyre Slick-Medium		Rear Tyre Slick-Medium		New Tyre								
		5 Laps at start												
1	1'53.714	23.455	37.621	16.223	33.161									
2	1'41.517	21.427	32.436	15.471	32.183	342.8								
3	1'40.244	20.882	32.138	15.314	31.910	341.7								
4	1'40.227	21.027	31.906	15.238	32.056	343.9								
5	1'41.431 *	21.265*	32.687*	15.381	32.098	342.8								
6	1'39.486	20.770	31.760	15.113	31.843	340.6								
7th	33	Brad BINDER KTM RSA						6	1'39.546	20.822	31.704	15.117	31.903	331.2
		Red Bull KTM Factory Racing												
		Runs=1 Total laps=6 Full laps=5 Valid laps=5												
Run #	1	Front Tyre Slick-Medium		Rear Tyre Slick-Medium		New Tyre								
		8 Laps at start												
1	2'11.935	23.487	35.228	16.547	40.919									
2	1'42.301	21.776	32.681	15.536	32.308	342.8								
3	1'39.981	20.805	32.068	15.280	31.828	342.8								
4	1'40.191	20.774	32.134	15.331	31.952	342.8								
5	1'39.897	20.855	32.019	15.264	31.759	341.7								
6	1'39.550	20.677	31.926	15.093	31.854	340.6								
4th	12	Maverick VIÑALES APRILIA SPA						6	1'39.546	20.822	31.704	15.117	31.903	331.2
		Aprilia Racing												
		Runs=1 Total laps=6 Full laps=5 Valid laps=5												
Run #	1	Front Tyre Slick-Medium		Rear Tyre Slick-Medium		New Tyre								
		8 Laps at start												
1	2'57.770	21.310	33.851	16.004	32.482									
2	1'41.321	21.149	32.377	15.592	32.203	336.4								
3	1'40.493	20.914	31.926	15.608	32.045	336.4								
4	1'39.746	20.852	31.877	15.213	31.804	335.4								
5	1'39.511	20.668	31.724	15.228	31.891	334.3								
8th	25	Raul FERNANDEZ APRILIA SPA						6	1'39.546	20.822	31.704	15.117	31.903	331.2
		Trackhouse Racing												
		Runs=1 Total laps=6 Full laps=5 Valid laps=5												
Run #	1	Front Tyre Slick-Medium		Rear Tyre Slick-Medium		New Tyre								
		8 Laps at start												
1	2'40.384	21.611	34.408	15.878	32.645									
2	1'41.024	21.201	32.462	15.351	32.010	335.4								
3	1'40.255	21.078	31.936	15.224	32.017	337.5								
4	1'39.729	20.955	31.764	15.156	31.854	334.3								

Fastest Lap: Jorge MARTIN Prima Pramac Racing SPA **1'39.093** 20.770 31.541 15.074 31.708

These data/results cannot be reproduced, stored and/or transmitted in whole or in part by any manner of electronic, mechanical, photocopying, recording, broadcasting or otherwise now known or herein after developed without the previous express consent by the copyright owner, except for reproduction in daily press and regular printed publications on sale to the public within 60 days of the event related to those data/results and always provided that copyright symbol appears together as follows below.
© DORNA, 2024



Warm Up

MotoGP

Lap	Lap Time	T1	T2	T3	T4	Speed	Lap	Lap Time	T1	T2	T3	T4	Speed
5	1'39.729	20.969	31.691	15.145	31.924	336.4	3	1'40.400	20.907	32.166	15.333	31.994	341.7
6	1'39.559	20.913	31.671	15.101	31.874	335.4	4	1'39.719	20.771	31.974	15.223	31.751	341.7
9th 73 Alex MARQUEZ DUCATI SPA Gresini Racing MotoGP Runs=1 Total laps=6 Full laps=5 Valid laps=4							14th 5 Johann ZARCO HONDA FRA CASTROL Honda LCR Runs=1 Total laps=6 Full laps=5 Valid laps=4						
Run #	1	Front Tyre	Slick-Medium	Rear Tyre	Slick-Medium		Run #	1	Front Tyre	Slick-Medium	Rear Tyre	Slick-Medium	
		3 Laps at start			3 Laps at start					2 Laps at start		New Tyre	
1	1'53.473	24.237	35.208	16.926	34.044		1	1'58.193	21.191	35.000	16.121	33.253	
2	1'42.360	21.388	32.902	15.519	32.551	337.5	2	1'41.246	21.297	32.577	15.388	31.984	338.5
3	1'40.087	20.941	32.083	15.266	31.797	341.7	3	1'40.402	21.215	31.997	15.347	31.843	337.5
4	1'39.943	20.913	31.913	15.254	31.863	341.7	4	1'40.690	21.040	32.030	15.191	32.429	339.6
5	1'41.897 *	21.234*	32.722*	15.378	32.563	341.7	5	1'56.707 *	26.778*	37.755*	19.598	32.576	334.3
6	1'39.593	20.771	31.805	15.184	31.833	339.6	6	1'39.742	21.023	31.820	15.170	31.729	341.7
10th 49 Fabio DI GIANNANTONI DUCATI ITA Pertamina Enduro VR46 Racing Team Runs=1 Total laps=6 Full laps=5 Valid laps=5							15th 20 Fabio QUARTARARO YAMAHA FRA Monster Energy Yamaha MotoGP Team Runs=1 Total laps=6 Full laps=5 Valid laps=4						
Run #	1	Front Tyre	Slick-Medium	Rear Tyre	Slick-Medium		Run #	1	Front Tyre	Slick-Hard	Rear Tyre	Slick-Medium	
		6 Laps at start			New Tyre					New Tyre		6 Laps at start	
1	2'23.860	22.103	34.361	15.875	32.621		1	1'53.154	21.584	35.105	16.388	33.182	
2	1'41.751	21.040	32.593	15.605	32.513	341.7	2	1'41.641	21.384	32.731	15.394	32.132	340.6
3	1'40.226	20.779	32.160	15.233	32.054	338.5	3	1'40.150	20.837	32.197	15.234	31.882	340.6
4	1'39.838	20.651	31.993	15.186	32.008	339.6	4	1'39.926	20.962	31.903	15.166	31.895	340.6
5	1'39.954	20.692	31.972	15.265	32.025	338.5	5	1'39.921 *	20.859*	31.880*	15.186	31.996	336.4
6	1'39.633	20.720	31.857	15.174	31.882	337.5	6	1'39.785	20.957	31.794	15.142	31.892	336.4
11th 1 Francesco BAGNAIA DUCATI ITA Ducati Lenovo Team Runs=1 Total laps=6 Full laps=5 Valid laps=4							16th 42 Alex RINS YAMAHA SPA Monster Energy Yamaha MotoGP Team Runs=1 Total laps=6 Full laps=5 Valid laps=5						
Run #	1	Front Tyre	Slick-Medium	Rear Tyre	Slick-Medium		Run #	1	Front Tyre	Slick-Medium	Rear Tyre	Slick-Medium	
		8 Laps at start			New Tyre					New Tyre		New Tyre	
1	1'52.953	22.496	35.129	16.276	33.156		1	2'03.083	22.431	34.976	16.327	32.985	
2	1'41.357	21.193	32.646	15.356	32.162	336.4	2	1'43.663	21.970	32.864	15.631	33.198	335.4
3	1'40.388	20.987	32.143	15.221	32.037	338.5	3	1'40.852	21.104	32.319	15.363	32.066	336.4
4	1'40.808	20.856	31.973	15.813	32.166	338.5	4	1'48.275	27.775	33.029	15.421	32.050	336.4
5	1'40.787 *	21.144*	32.556*	15.149	31.938	340.6	5	1'40.172	21.120	31.962	15.243	31.847	338.5
6	1'39.644	20.735	31.869	15.229	31.811	339.6	6	1'39.793	20.865	31.956	15.148	31.824	339.6
12th 21 Franco MORBIDELLI DUCATI ITA Prima Pramac Racing Runs=1 Total laps=6 Full laps=5 Valid laps=5							17th 72 Marco BEZZECCHI DUCATI ITA Pertamina Enduro VR46 Racing Team Runs=1 Total laps=6 Full laps=5 Valid laps=4						
Run #	1	Front Tyre	Slick-Medium	Rear Tyre	Slick-Medium		Run #	1	Front Tyre	Slick-Medium	Rear Tyre	Slick-Medium	
		6 Laps at start			New Tyre					New Tyre		New Tyre	
1	2'04.303	23.420	34.963	16.580	33.093		1	1'55.420	21.793	34.771	16.499	33.858	
2	1'44.080	21.412	32.523	15.661	34.484	339.6	2	1'40.837	21.244	32.158	15.376	32.059	343.9
3	1'44.003	24.058	32.529	15.455	31.961	340.6	3	1'41.090	21.548	32.196	15.281	32.065	343.9
4	1'39.716	20.843	31.807	15.267	31.799	339.6	4	1'40.146	20.855	31.798	15.341	32.152	340.6
5	1'39.938	20.750	31.747	15.477	31.964	340.6	5	1'40.935 *	21.135*	31.999*	15.426	32.375	339.6
6	1'40.758	20.771	31.757	16.200	32.030	337.5	6	1'39.818	20.808	31.988	15.160	31.862	340.6
13th 41 Aleix ESPARGARO APRILIA SPA Aprilia Racing Runs=1 Total laps=6 Full laps=5 Valid laps=5													
Run #	1	Front Tyre	Slick-Medium	Rear Tyre	Slick-Medium								
		New Tyre			New Tyre								
1	2'23.206	21.589	34.322	16.258	33.075								
2	1'43.257	21.236	32.781	15.724	33.516	338.5							

Fastest Lap: Jorge MARTIN Prima Pramac Racing SPA **1'39.093** 20.770 31.541 15.074 31.708

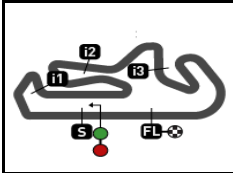
These data/results cannot be reproduced, stored and/or transmitted in whole or in part by any manner of electronic, mechanical, photocopying, recording, broadcasting or otherwise now known or herein after developed without the previous express consent by the copyright owner, except for reproduction in daily press and regular printed publications on sale to the public within 60 days of the event related to those data/results and always provided that copyright symbol appears together as follows below.
 © DORNA, 2024



Lap	Lap Time	T1	T2	T3	T4	Speed	Lap	Lap Time	T1	T2	T3	T4	Speed
18th	88	Miguel OLIVEIRA			APRILIA	POR	3	1'41.587	21.169	32.930	15.472	32.016	339.6
		Trackhouse Racing											
		Runs=1 Total laps=6 Full laps=5 Valid laps=5											
Run #	1	Front Tyre Slick-Medium		Rear Tyre Slick-Medium									
		New Tyre		New Tyre									
1	2'07.037	22.196	34.150	16.255	33.206								
2	1'41.526	21.350	32.499	15.527	32.150	341.7							
3	1'40.494	21.107	32.211	15.367	31.809	341.7							
4	1'39.893	20.881	31.798	15.281	31.933	340.6							
5	1'40.962	21.063	31.850	15.288	32.761	339.6							
6	1'40.211	21.059	31.825	15.402	31.925	337.5							
19th	37	Augusto FERNANDEZ			KTM	SPA							
		Red Bull GASGAS Tech3											
		Runs=1 Total laps=6 Full laps=5 Valid laps=5											
Run #	1	Front Tyre Slick-Medium		Rear Tyre Slick-Medium									
		14 Laps at start		New Tyre									
1	2'12.625	23.615	35.159	16.555	40.086								
2	1'42.535	21.987	32.859	15.502	32.187	338.5							
3	1'40.694	21.252	32.091	15.340	32.011	339.6							
4	1'40.906	21.275	31.916	15.397	32.318	338.5							
5	1'40.219	21.135	31.893	15.286	31.905	338.5							
6	1'39.932	21.020	31.802	15.267	31.843	337.5							
20th	36	Joan MIR			HONDA	SPA							
		Repsol Honda Team											
		Runs=1 Total laps=6 Full laps=5 Valid laps=5											
Run #	1	Front Tyre Slick-Soft		Rear Tyre Slick-Medium									
		New Tyre		New Tyre									
1	2'08.646	22.322	34.433	16.051	33.184								
2	1'41.964	21.303	32.719	15.534	32.408	336.4							
3	1'40.496	20.940	32.024	15.392	32.140	335.4							
4	1'40.136	20.858	31.844	15.320	32.114	335.4							
5	1'42.621	21.752	33.078	15.597	32.194	334.3							
6	1'39.991	20.904	31.773	15.239	32.075	334.3							
21st	10	Luca MARINI			HONDA	ITA							
		Repsol Honda Team											
		Runs=1 Total laps=6 Full laps=5 Valid laps=4											
Run #	1	Front Tyre Slick-Medium		Rear Tyre Slick-Medium									
		New Tyre		New Tyre									
1	1'55.294	21.329	35.511	16.688	33.866								
2	1'41.834	21.609	32.470	15.502	32.253	338.5							
3	1'40.570	20.912	32.204	15.424	32.030	339.6							
4	1'40.415	21.032	32.020	15.378	31.985	342.8							
5	1'40.566 *	20.975 *	31.977 *	15.299	32.315	340.6							
6	1'40.109	20.970	31.956	15.209	31.974	341.7							
22nd	93	Marc MARQUEZ			DUCATI	SPA							
		Gresini Racing MotoGP											
		Runs=2 Total laps=3 Full laps=1 Valid laps=1											
Run #	1	Front Tyre Slick-Medium		Rear Tyre Slick-Medium									
		17 Laps at start		14 Laps at start									
1	2'11.102 P	23.295	35.600	16.670	49.822								
Run #	2	Front Tyre Slick-Medium		Rear Tyre Slick-Medium									
		1 Laps at start		New Tyre									
2	2'28.385	30.629	34.479	16.341	32.472								

Fastest Lap: Jorge MARTIN Prima Pramac Racing SPA **1'39.093** 20.770 31.541 15.074 31.708

These data/results cannot be reproduced, stored and/or transmitted in whole or in part by any manner of electronic, mechanical, photocopying, recording, broadcasting or otherwise now known or herein after developed without the previous express consent by the copyright owner, except for reproduction in daily press and regular printed publications on sale to the public within 60 days of the event related to those data/results and always provided that copyright symbol appears together as follows below.
© DORNA, 2024



GRANDE PRÉMIO TISSOT DE PORTUGAL
Official Starting Grid

4592 m.

Race : 25 laps = 114.8 km

28



1	1 1'37.706 23 Enea BASTIANINI Ducati	2	2 1'37.788 12 Maverick VIÑALES Aprilia	3	3 1'37.812 89 Jorge MARTIN Ducati
2	4 1'37.922 1 Francesco BAGNAIA Ducati	3	5 1'38.032 43 Jack MILLER KTM	4	6 1'38.072 72 Marco BEZZECCHI Ducati
3	7 1'38.138 31 Pedro ACOSTA KTM	4	8 1'38.147 93 Marc MARQUEZ Ducati	5	9 1'38.322 20 Fabio QUARTARARO Yamaha
4	10 1'38.412 33 Brad BINDER KTM	5	11 1'38.502 42 Alex RINS Yamaha	6	12 1'38.060 73 Alex MARQUEZ Ducati
5	13 1'38.279 41 Aleix ESPARGARO Aprilia	6	14 1'38.309 49 Fabio DI GIANNANTONIO Ducati	7	15 1'38.385 88 Miguel OLIVEIRA Aprilia
6	16 1'38.448 25 Raul FERNANDEZ Aprilia	7	17 1'38.454 21 Franco MORBIDELLI Ducati	8	18 1'38.934 37 Augusto FERNANDEZ KTM
7	19 1'39.004 5 Johann ZARCO Honda	8	20 1'39.025 36 Joan MIR Honda	9	21 1'39.058 30 Takaaki NAKAGAMI Honda
8	22 1'39.451 10 Luca MARINI Honda				

The results are provisional until the end of the limit for protest and appeals and until the ratification of the Event Management Committee.

Time limit for protest expires 60' at the latest after publication of the results - Time:

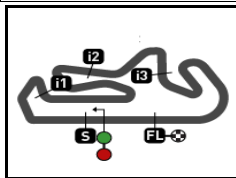
These data/results cannot be reproduced, stored and/or transmitted in whole or in part by any manner of electronic, mechanical, photocopying, recording, broadcasting or otherwise now known or herein after developed without the previous express consent by the copyright owner, except for reproduction in daily press and regular printed publications on sale to the public within 60 days of the event related to those data/results and always provided that copyright symbol appears together as follows below.

© DORNA, 2024

Official MotoGP Timing by TISSOT
 www.motogp.com



Portimao, Sunday, March 24, 2024



4592 m.

GRANDE PRÉMIO TISSOT DE PORTUGAL

Warm Up

Best Partial Times

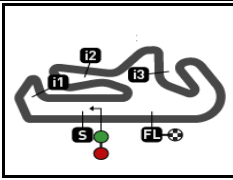
MotoGP™

IT Ideal Lap Time, sum of the best partial times

BT Best Lap Time

T1		T2		T3		T4				IT		BT	
Pos	Rider	Time	Rider	Time	Rider	Time	Rider	Time	Pos	Rider			
1	F.DI GIANNANTO	20.651	J.MARTIN	31.541	J.MARTIN	15.074	J.MARTIN	31.642	1	J.MARTIN	1'39.027	1'39.093	(1)
2	M.VIÑALES	20.668	R.FERNANDEZ	31.671	P.ACOSTA	15.084	E.BASTIANINI	31.658	2	P.ACOSTA	1'39.321	1'39.550	(6)
3	B.BINDER	20.677	E.BASTIANINI	31.684	B.BINDER	15.093	P.ACOSTA	31.676	3	E.BASTIANINI	1'39.344	1'39.442	(2)
4	F.BAGNAIA	20.735	T.NAKAGAMI	31.704	R.FERNANDEZ	15.101	J.ZARCO	31.729	4	M.VIÑALES	1'39.409	1'39.511	(4)
5	F.MORBIDELLI	20.750	M.VIÑALES	31.724	J.MILLER	15.113	A.ESPARGARO	31.751	5	B.BINDER	1'39.455	1'39.550	(7)
6	P.ACOSTA	20.760	F.MORBIDELLI	31.747	T.NAKAGAMI	15.117	B.BINDER	31.759	6	J.MILLER	1'39.486	1'39.486	(3)
7	E.BASTIANINI	20.767	J.MILLER	31.760	F.QUARTARARO	15.142	A.MARQUEZ	31.797	7	R.FERNANDEZ	1'39.539	1'39.559	(8)
8	J.MILLER	20.770	J.MIR	31.773	A.RINS	15.148	F.MORBIDELLI	31.799	8	T.NAKAGAMI	1'39.546	1'39.546	(5)
9	J.MARTIN	20.770	F.QUARTARARO	31.794	F.BAGNAIA	15.149	M.VIÑALES	31.804	9	A.MARQUEZ	1'39.557	1'39.593	(9)
10	A.ESPARGARO	20.771	M.BEZZECCHI	31.798	M.BEZZECCHI	15.160	M.OLIVEIRA	31.809	10	F.MORBIDELLI	1'39.563	1'39.716	(12)
11	A.MARQUEZ	20.771	M.OLIVEIRA	31.798	J.ZARCO	15.170	F.BAGNAIA	31.811	11	F.BAGNAIA	1'39.564	1'39.644	(11)
12	M.BEZZECCHI	20.808	P.ACOSTA	31.801	F.DI GIANNANTO	15.174	A.RINS	31.824	11	F.DI GIANNAN	1'39.564	1'39.633	(10)
13	T.NAKAGAMI	20.822	A.FERNANDEZ	31.802	A.MARQUEZ	15.184	A.FERNANDEZ	31.843	13	A.ESPARGAR	1'39.615	1'39.719	(13)
14	F.QUARTARARO	20.837	A.MARQUEZ	31.805	L.MARINI	15.209	J.MILLER	31.843	14	M.BEZZECCHI	1'39.628	1'39.818	(17)
15	J.MIR	20.858	J.ZARCO	31.820	M.VIÑALES	15.213	R.FERNANDEZ	31.854	15	F.QUARTARAR	1'39.655	1'39.785	(15)
16	A.RINS	20.865	F.DI GIANNANTO	31.857	A.ESPARGARO	15.223	M.BEZZECCHI	31.862	16	J.ZARCO	1'39.742	1'39.742	(14)
17	M.OLIVEIRA	20.881	F.BAGNAIA	31.869	E.BASTIANINI	15.235	F.QUARTARARO	31.882	17	M.OLIVEIRA	1'39.769	1'39.893	(18)
18	L.MARINI	20.912	A.ESPARGARO	31.870	J.MIR	15.239	F.DI GIANNANTO	31.882	18	A.RINS	1'39.793	1'39.793	(16)
19	R.FERNANDEZ	20.913	B.BINDER	31.926	F.MORBIDELLI	15.267	T.NAKAGAMI	31.903	19	A.FERNANDEZ	1'39.932	1'39.932	(19)
20	A.FERNANDEZ	21.020	L.MARINI	31.956	A.FERNANDEZ	15.267	L.MARINI	31.974	20	J.MIR	1'39.945	1'39.991	(20)
21	J.ZARCO	21.023	A.RINS	31.956	M.OLIVEIRA	15.281	M.MARQUEZ	32.016	21	L.MARINI	1'40.051	1'40.109	(21)
22	M.MARQUEZ	21.169	M.MARQUEZ	32.930	M.MARQUEZ	15.472	J.MIR	32.075	22	M.MARQUEZ	1'41.587	1'41.587	(22)

These data/results cannot be reproduced, stored and/or transmitted in whole or in part by any manner of electronic, mechanical, photocopying, recording, broadcasting or otherwise now known or herein after developed without the previous express consent by the copyright owner, except for reproduction in daily press and regular printed publications on sale to the public within 60 days of the event related to those data/results and always provided that copyright symbol appears together as follows below.
© DORNA, 2024




GRANDE PRÉMIO TISSOT DE PORTUGAL

Warm Up

Fastest Laps Sequence

4592 m.

<i>Practice Time</i>	 <i>Rider</i>	<i>Nation</i>	<i>Motorcycle</i>	<i>Time</i>	<i>Km/h</i>	<i>Rider's Lap</i>
3'34.310	1 Francesco BAGNAIA	ITA	DUCATI	1'41.357	163.0	2
3'36.257	72 Marco BEZZECCHI	ITA	DUCATI	1'40.837	163.9	2
5'14.698	1 Francesco BAGNAIA	ITA	DUCATI	1'40.388	164.6	3
5'14.945	20 Fabio QUARTARARO	FRA	YAMAHA	1'40.150	165.0	3
5'15.920	73 Alex MARQUEZ	SPA	DUCATI	1'40.087	165.1	3
5'29.488	31 Pedro ACOSTA	SPA	KTM	1'39.783	165.6	3
7'09.038	31 Pedro ACOSTA	SPA	KTM	1'39.550	166.0	4
8'58.170	23 Enea BASTIANINI	ITA	DUCATI	1'39.442	166.2	5
8'59.372	89 Jorge MARTIN	SPA	DUCATI	1'39.093	166.8	5

These data/results cannot be reproduced, stored and/or transmitted in whole or in part by any manner of electronic, mechanical, photocopying, recording, broadcasting or otherwise now known or herein after developed without the previous express consent by the copyright owner, except for reproduction in daily press and regular printed publications on sale to the public within 60 days of the event related to those data/results and always provided that copyright symbol appears together as follows below.

© DORNA, 2024