




**GRANDE PRÉMIO TISSOT DE PORTUGAL**  
Practice  
Classification

6

	Rider	Nation	Team	Motorcycle	Time	Lap	Total	Gap	Top Speed
1	23 Enea BASTIANINI	ITA	Ducati Lenovo Team	DUCATI	<b>1'38.057</b>	17	21		<b>341.7</b>
2	43 Jack MILLER	AUS	Red Bull KTM Factory Racing	KTM	<b>1'38.175</b>	21	23	0.118 0.118	<b>346.1</b>
3	93 Marc MARQUEZ	SPA	Gresini Racing MotoGP	DUCATI	<b>1'38.210</b>	21	23	0.153 0.035	<b>343.9</b>
4	89 Jorge MARTIN	SPA	Prima Pramac Racing	DUCATI	<b>1'38.288</b>	20	25	0.231 0.078	<b>342.8</b>
5	33 Brad BINDER	RSA	Red Bull KTM Factory Racing	KTM	<b>1'38.387</b>	23	23	0.330 0.099	<b>343.9</b>
6	72 Marco BEZZECCHI	ITA	Pertamina Enduro VR46 Racing Te	DUCATI	<b>1'38.409</b>	25	25	0.352 0.022	<b>342.8</b>
7	12 Maverick VIÑALES	SPA	Aprilia Racing	APRILIA	<b>1'38.411</b>	18	21	0.354 0.002	<b>346.1</b>
8	1 Francesco BAGNAIA	ITA	Ducati Lenovo Team	DUCATI	<b>1'38.541</b>	21	21	0.484 0.130	<b>342.8</b>
9	20 Fabio QUARTARARO	FRA	Monster Energy Yamaha MotoGP	YAMAHA	<b>1'38.552</b>	19	20	0.495 0.011	<b>345.0</b>
10	42 Alex RINS	SPA	Monster Energy Yamaha MotoGP	YAMAHA	<b>1'38.560</b>	22	22	0.503 0.008	<b>342.8</b>
11	31 Pedro ACOSTA	SPA	Red Bull GASGAS Tech3	KTM	<b>1'38.599</b>	19	24	0.542 0.039	<b>342.8</b>
12	49 Fabio DI GIANNANTONIO	ITA	Pertamina Enduro VR46 Racing Te	DUCATI	<b>1'38.635</b>	19	21	0.578 0.036	<b>339.6</b>
13	73 Alex MARQUEZ	SPA	Gresini Racing MotoGP	DUCATI	<b>1'38.809</b>	20	20	0.752 0.174	<b>340.6</b>
14	41 Aleix ESPARGARO	SPA	Aprilia Racing	APRILIA	<b>1'38.812</b>	20	20	0.755 0.003	<b>342.8</b>
15	21 Franco MORBIDELLI	ITA	Prima Pramac Racing	DUCATI	<b>1'38.882</b>	17	19	0.825 0.070	<b>337.5</b>
16	30 Takaaki NAKAGAMI	JPN	IDEMITSU Honda LCR	HONDA	<b>1'38.962</b>	15	22	0.905 0.080	<b>338.5</b>
17	88 Miguel OLIVEIRA	POR	Trackhouse Racing	APRILIA	<b>1'39.048</b>	18	22	0.991 0.086	<b>343.9</b>
18	25 Raul FERNANDEZ	SPA	Trackhouse Racing	APRILIA	<b>1'39.048</b>	17	21	0.991	<b>349.5</b>
19	36 Joan MIR	SPA	Repsol Honda Team	HONDA	<b>1'39.119</b>	20	24	1.062 0.071	<b>340.6</b>
20	5 Johann ZARCO	FRA	CASTROL Honda LCR	HONDA	<b>1'39.147</b>	18	21	1.090 0.028	<b>341.7</b>
21	37 Augusto FERNANDEZ	SPA	Red Bull GASGAS Tech3	KTM	<b>1'39.160</b>	22	23	1.103 0.013	<b>345.0</b>
22	10 Luca MARINI	ITA	Repsol Honda Team	HONDA	<b>1'39.781</b>	18	20	1.724 0.621	<b>343.9</b>

Practice condition: Dry  
Air: 25°  
Humidity: 45%  
Ground: 30°

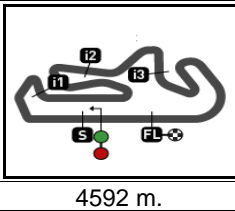
<b>Fastest Lap:</b>	Lap: 17	<b>Enea BASTIANINI</b>	<b>1'38.057</b>	168.5 Km/h
<b>Best Race Lap:</b>	2023	<b>Aleix ESPARGARO</b>	<b>1'38.872</b>	167.1 Km/h
<b>All Time Lap Record:</b>	2023	<b>Marc MARQUEZ</b>	<b>1'37.226</b>	170.0 Km/h

The results are provisional until the end of the limit for protest and appeals.

Time limit for protest expires 60' after publication of the results - ..... Time: .....

These data/results cannot be reproduced, stored and/or transmitted in whole or in part by any manner of electronic, mechanical, photocopying, recording, broadcasting or otherwise now known or herein after developed without the previous express consent by the copyright owner, except for reproduction in daily press and regular printed publications on sale to the public within 60 days of the event related to those data/results and always provided that copyright symbol appears together as follows below.

© DORNA, 2024



GRANDE PRÉMIO TISSOT DE PORTUGAL

Practice

Top Speed & Average

8

Rider	Nation	Motorcycle	Top 5 speeds					Average	Top
25 Raul FERNANDEZ	SPA	APRILIA	349.5	347.2	346.1	345.0	343.9	346.3	349.5
12 Maverick VIÑALES	SPA	APRILIA	346.1	345.0	343.9	342.8	340.6	343.7	346.1
43 Jack MILLER	AUS	KTM	346.1	345.0	345.0	343.9	343.9	344.8	346.1
20 Fabio QUARTARARO	FRA	YAMAHA	345.0	343.9	343.9	342.8	341.7	343.2	345.0
37 Augusto FERNANDEZ	SPA	KTM	345.0	343.9	343.9	341.7	341.7	343.2	345.0
10 Luca MARINI	ITA	HONDA	343.9	342.8	342.8	340.6	339.6	341.9	343.9
33 Brad BINDER	RSA	KTM	343.9	343.9	343.9	342.8	342.8	343.2	343.9
88 Miguel OLIVEIRA	POR	APRILIA	343.9	343.9	342.8	341.7	340.6	342.6	343.9
93 Marc MARQUEZ	SPA	DUCATI	343.9	341.7	340.6	339.6	339.6	341.1	343.9
1 Francesco BAGNAIA	ITA	DUCATI	342.8	341.7	340.6	340.6	340.6	341.2	342.8
31 Pedro ACOSTA	SPA	KTM	342.8	342.8	342.8	341.7	340.6	342.1	342.8
41 Aleix ESPARGARO	SPA	APRILIA	342.8	341.7	341.7	340.6	339.6	341.3	342.8
42 Alex RINS	SPA	YAMAHA	342.8	341.7	341.7	341.7	340.6	341.7	342.8
72 Marco BEZZECCHI	ITA	DUCATI	342.8	342.8	341.7	341.7	341.7	342.1	342.8
89 Jorge MARTIN	SPA	DUCATI	342.8	341.7	341.7	341.7	340.6	341.2	342.8
5 Johann ZARCO	FRA	HONDA	341.7	341.7	340.6	340.6	340.6	341.0	341.7
23 Enea BASTIANINI	ITA	DUCATI	341.7	341.7	339.6	339.6	339.6	340.4	341.7
36 Joan MIR	SPA	HONDA	340.6	340.6	338.5	338.5	338.5	339.3	340.6
73 Alex MARQUEZ	SPA	DUCATI	340.6	340.6	339.6	339.6	338.5	339.8	340.6
49 Fabio DI GIANNANTONIO	ITA	DUCATI	339.6	338.5	338.5	338.5	337.5	338.2	339.6
30 Takaaki NAKAGAMI	JPN	HONDA	338.5	337.5	336.4	336.4	336.4	337.0	338.5
21 Franco MORBIDELLI	ITA	DUCATI	337.5	336.4	336.4	336.4	336.4	336.6	337.5

These data/results cannot be reproduced, stored and/or transmitted in whole or in part by any manner of electronic, mechanical, photocopying, recording, broadcasting or otherwise now known or herein after developed without the previous express consent by the copyright owner, except for reproduction in daily press and regular printed publications on sale to the public within 60 days of the event related to those data/results and always provided that copyright symbol appears together as follows below.

© DORNA, 2024



# GRANDE PRÉMIO TISSOT DE PORTUGAL

## Practice

### Chronological Analysis of Performances

9

\* Lap / Sector time cancelled      T1 Time from finish line to 1st intermediate      T3 Time from 2nd intermed. to 3rd intermed.  
 P Crossing the finish line in pit lane      T2 Time from 1st intermed. to 2nd intermed.      T4 Time from 3rd intermediate to finish line  
 \*\*Tyre data subject to further updates

Lap	Lap Time	T1	T2	T3	T4	Speed	Lap	Lap Time	T1	T2	T3	T4	Speed			
<b>1st</b>	<b>23</b>	<b>Enea BASTIANINI</b>					DUCATI	ITA	6	8'43.244	30.956	34.277	16.034	32.800		
		Ducati Lenovo Team							7	<b>1'40.741</b>	21.014	32.117	15.436	32.174	336.4	
		Runs=4 Total laps=21 Full laps=14 Valid laps=13							8	<b>1'40.502</b>	20.903	31.927	15.432	32.240	337.5	
		<b>Run #</b>	<b>1</b>	<b>Front Tyre Slick-Hard</b>		<b>Rear Tyre Slick-Medium</b>			9	<b>1'40.543</b>	20.944	32.018	15.470	32.111	337.5	
				<b>New Tyre</b>		<b>New Tyre</b>			10	<b>1'40.226</b>	20.928	31.871	15.320	32.107	338.5	
		1	2'36.031	30.445	39.182	16.146	33.081		11	<b>1'40.047</b>	20.879	31.808	15.274	32.086	337.5	
		2	<b>1'41.127</b>	21.248	32.305	15.431	32.143	336.4	12	<b>1'49.202</b>	24.743	34.552	17.238	32.669	338.5	
		3	<b>1'40.268</b>	21.096	31.962	15.244	31.966	336.4	13	<b>1'39.789</b>	20.776	31.957	15.170	31.886	341.7	
		4	<b>1'44.038</b>	20.898	35.398	15.488	32.254	339.6	14	<b>1'39.659</b>	20.714	31.657	15.298	31.990	343.9	
		5	1'40.123 *	20.956	31.969*	15.253	31.945	337.5	15	2'01.252 P	22.556	33.390	15.996	49.310	342.8	
		6	<b>1'46.302</b>	24.566	34.207	15.467	32.062	337.5	<b>Run # 3</b>		<b>Front Tyre Slick-Soft</b>		<b>Rear Tyre Slick-Soft</b>			
		7	<b>1'40.006</b>	20.906	31.895	15.210	31.995	336.4			<b>New Tyre</b>		<b>New Tyre</b>			
		8	2'00.891 P	22.172	33.456	15.802	49.461	333.3	16	9'31.157	32.203	33.672	18.560	32.396		
		<b>Run # 2</b>		<b>Front Tyre Slick-Hard</b>		<b>Rear Tyre Slick-Medium</b>			17	<b>1'38.638</b>	20.568	31.530	14.987	31.553	342.8	
				8 Laps at start		8 Laps at start			18	<b>1'46.093</b>	20.633	33.956	16.464	35.040	345.0	
9	9'30.015	30.196	33.235	16.128	33.967		19	1'58.564 P	20.703	31.587	15.411	50.863	346.1			
10	<b>1'39.825</b>	20.847	31.966	15.235	31.777	337.5	<b>Run # 4</b>		<b>Front Tyre Slick-Soft</b>		<b>Rear Tyre Slick-Soft</b>					
11	<b>1'39.562</b>	20.843	31.744	15.156	31.819	337.5			<b>4 Laps at start</b>		<b>New Tyre</b>					
12	<b>1'39.542</b>	20.829	31.707	15.139	31.867	338.5	20	6'48.757	30.289	33.758	21.128	36.028				
13	<b>1'42.729</b>	22.839	32.531	15.316	32.043	339.6	21	1'38.175	20.550	31.353	14.943	31.329	342.8			
14	<b>1'39.499</b>	20.790	31.728	15.183	31.798	338.5	22	1'46.198 *	20.809	33.772*	17.243	34.374	343.9			
15	2'02.329 P	23.580	32.989	15.698	50.062	338.5	23	<b>1'39.639</b>	20.676	31.726	15.368	31.869	342.8			
<b>Run # 3</b>		<b>Front Tyre Slick-Medium</b>		<b>Rear Tyre Slick-Soft</b>			<b>3rd</b>						<b>93</b>	<b>Marc MARQUEZ</b>	DUCATI	SPA
		<b>New Tyre</b>		<b>New Tyre</b>			Gresini Racing MotoGP					Runs=5 Total laps=23 Full laps=14 Valid laps=14				
16	11'41.722	31.053	33.353	15.478	31.923		<b>Run # 1</b>		<b>Front Tyre Slick-Hard</b>		<b>Rear Tyre Slick-Medium</b>					
17	1'38.057	20.473	31.338	14.991	31.255	339.6			<b>New Tyre</b>		<b>New Tyre</b>					
18	2'06.002 P	24.853	32.759	18.239	50.151	341.7	1	1'58.706	22.438	34.938	16.258	33.096				
<b>Run # 4</b>		<b>Front Tyre Slick-Medium</b>		<b>Rear Tyre Slick-Soft</b>			2	<b>1'41.877</b>	21.345	32.715	15.442	32.375	334.3			
		3 Laps at start		<b>New Tyre</b>			3	<b>1'45.294</b>	20.870	36.619	15.581	32.224	336.4			
19	6'49.497	21.758	32.932	15.580	31.956		4	<b>1'39.770</b>	20.735	31.859	15.235	31.941	338.5			
20	<b>1'38.209</b>	20.490	31.395	15.020	31.304	338.5	5	<b>1'40.819</b>	20.883	31.887	15.544	32.505	337.5			
21	<b>1'38.571</b>	20.472	31.479	15.113	31.507	341.7	6	<b>1'49.459</b>	21.914	34.424	15.782	37.339	336.4			
<b>Run # 4</b>		<b>Front Tyre Slick-Medium</b>		<b>Rear Tyre Slick-Soft</b>			7	1'57.841 P	21.700	32.412	15.327	48.402	331.2			
		5 Laps at start		5 Laps at start			<b>Run # 2</b>		<b>Front Tyre Slick-Hard</b>		<b>Rear Tyre Slick-Medium</b>					
		5 Laps at start		5 Laps at start					7 Laps at start		7 Laps at start					
<b>2nd</b>		<b>43</b>		<b>Jack MILLER</b>		KTM	AUS	8	7'33.372	24.201	33.453	15.714	32.394			
		Red Bull KTM Factory Racing		Runs=4 Total laps=23 Full laps=16 Valid laps=15			9	<b>1'39.904</b>	20.803	31.809	15.182	32.110	334.3			
<b>Run #</b>	<b>1</b>	<b>Front Tyre Slick-Hard</b>		<b>Rear Tyre Slick-Medium</b>			10	<b>1'39.248</b>	20.692	31.568	15.139	31.849	335.4			
		<b>New Tyre</b>		<b>New Tyre</b>			11	<b>1'39.235</b>	20.748	31.576	15.076	31.835	335.4			
1	2'29.444	29.732	34.269	16.270	35.491		12	<b>1'39.315</b>	20.684	31.673	15.089	31.869	337.5			
2	<b>1'40.662</b>	21.027	32.131	15.373	32.131	339.6	13	<b>1'39.110</b>	20.684	31.584	15.006	31.836	336.4			
3	<b>1'39.983</b>	21.072	31.815	15.224	31.872	342.8	14	2'02.265 P	23.414	33.292	15.947	49.612	339.6			
4	<b>1'41.014</b>	21.231	31.883	15.411	32.489	345.0										
5	2'30.499 P	20.965	1'04.048	16.441	49.045	339.6										
<b>Run # 2</b>		<b>Front Tyre Slick-Hard</b>		<b>Rear Tyre Slick-Medium</b>												
		5 Laps at start		5 Laps at start												

**Fastest Lap:** Enea BASTIANINI      Ducati Lenovo Team      ITA      **1'38.057**      20.473      31.338      14.991      31.255

These data/results cannot be reproduced, stored and/or transmitted in whole or in part by any manner of electronic, mechanical, photocopying, recording, broadcasting or otherwise now known or herein after developed without the previous express consent by the copyright owner, except for reproduction in daily press and regular printed publications on sale to the public within 60 days of the event related to those data/results and always provided that copyright symbol appears together as follows below.  
 © DORNA, 2024



# Practice

# MotoGP

Lap	Lap Time	T1	T2	T3	T4	Speed	Lap	Lap Time	T1	T2	T3	T4	Speed
<b>Run # 3</b> Front Tyre Slick-Medium Rear Tyre Slick-Soft New Tyre New Tyre							<b>5th</b>	<b>33</b>	<b>Brad BINDER</b>		KTM	RSA	
Red Bull KTM Factory Racing							Runs=4	Total laps=23	Full laps=16	Valid laps=14			
15	8'00.901	22.664	33.574	15.824	32.674		<b>Run # 1</b>	Front Tyre Slick-Hard Rear Tyre Slick-Soft New Tyre New Tyre					
16	<b>1'40.642</b>	20.651	32.174	15.538	32.279	338.5	1	2'30.080	30.096	34.301	16.093	35.220	
17	<b>1'38.629</b>	20.511	31.419	15.017	31.682	337.5	2	<b>1'40.888</b>	20.871	32.438	15.486	32.093	343.9
18	<b>1'38.559</b>	20.483	31.429	14.956	31.691	338.5	3	<b>1'39.199</b>	20.649	31.854	15.121	31.575	342.8
19	1'59.932 P	21.846	33.413	15.762	48.911	339.6	4	<b>1'49.297</b>	27.373	34.340	15.275	32.309	343.9
<b>Run # 4</b> Front Tyre Slick-Medium Rear Tyre Slick-Soft New Tyre New Tyre							5	1'40.370 *	21.127	32.045*	15.224	31.974	341.7
20	4'58.003 *	21.673	33.685*	15.751	32.250*		6	<b>1'40.009</b>	20.829	32.034	15.154	31.992	341.7
21	<b>1'38.210</b>	20.456	31.252	14.945	31.557	340.6	7	<b>1'39.686</b>	20.762	31.825	15.121	31.978	342.8
22	1'59.997 P	22.381	33.296	15.873	48.447	341.7	8	2'05.096 P	25.479	33.666	15.773	50.178	335.4
<b>Run # 5</b> Front Tyre Slick-Medium Rear Tyre Slick-Soft 3 Laps at start New Tyre							<b>Run # 2</b>	Front Tyre Slick-Hard Rear Tyre Slick-Soft 8 Laps at start 8 Laps at start					
23	3'12.173 unfinished	21.882	33.872	15.620	32.062		9	10'43.345	24.358	33.906	16.360	37.025	
		20.547				343.9	10	<b>1'40.765</b>	20.852	32.447	15.256	32.210	338.5
<b>4th</b>	<b>89</b>	<b>Jorge MARTIN</b>		DUCATI	SPA		11	<b>1'46.257</b>	20.699	37.487	15.938	32.133	340.6
Prima Pramac Racing							Runs=4	Total laps=25	Full laps=18	Valid laps=17			
<b>Run # 1</b>	Front Tyre Slick-Medium Rear Tyre Slick-Medium New Tyre New Tyre												
1	2'33.374	30.358	34.103	15.784	33.046		12	<b>1'39.461</b>	20.671	31.820	15.159	31.811	340.6
2	<b>1'41.352</b>	21.250	32.801	15.360	31.941	341.7	13	<b>1'39.482</b>	20.598	31.835	15.243	31.806	340.6
3	<b>1'39.820</b>	20.994	31.684	15.264	31.878	336.4	14	<b>1'47.754</b>	25.009	33.670	16.210	32.865	340.6
4	<b>1'40.070</b>	21.046	31.730	15.253	32.041	342.8	15	2'03.391 P	23.372	33.048	16.474	50.497	339.6
5	<b>1'39.631</b>	20.924	31.653	15.180	31.874	340.6	<b>Run # 3</b>	Front Tyre Slick-Soft Rear Tyre Slick-Soft New Tyre New Tyre					
6	<b>1'39.435</b>	20.916	31.624	15.147	31.748	336.4	16	9'05.841	36.488	34.197	15.694	32.236	
7	<b>1'39.923</b>	20.838	31.822	15.244	32.019	339.6	17	<b>1'43.612</b>	23.840	32.598	15.244	31.930	340.6
8	<b>1'43.563</b>	20.989	34.570	15.468	32.536	333.3	18	<b>1'38.506</b>	20.456	31.501	14.973	31.576	342.8
9	<b>1'39.830</b>	21.049	31.797	15.087	31.897	330.2	19	2'03.590 P	24.329	33.604*	16.117	49.540	342.8
10	2'02.744 P	22.649	33.554	16.210	50.331	331.2	<b>Run # 4</b>	Front Tyre Slick-Soft Rear Tyre Slick-Soft 4 Laps at start New Tyre					
<b>Run # 2</b>	Front Tyre Slick-Hard Rear Tyre Slick-Medium New Tyre 10 Laps at start												
11	9'39.894	22.974	33.322	16.070	35.177		20	5'34.583	30.916	33.218	15.575	33.307	
12	<b>1'39.471</b>	20.896	31.837	15.113	31.625	340.6	21	1'50.376 *	26.432	32.337*	19.203	32.404	342.8
13	<b>1'38.979</b>	20.684	31.462	15.110	31.723	341.7	22	<b>1'39.370</b>	20.484	31.492	15.074	32.320	343.9
14	<b>1'39.451</b>	20.798	31.729	15.165	31.759	337.5	23	<b>1'38.387</b>	20.504	31.353	14.962	31.568	342.8
15	<b>1'43.237</b>	22.150	33.384	15.490	32.213	340.6	<b>6th</b>	<b>72</b>	<b>Marco BEZZECCHI</b>		DUCATI	ITA	
16	<b>1'40.464</b>	20.977	31.958	15.257	32.272	338.5	Pertamina Enduro VR46 Racing Team						
17	<b>1'39.580</b>	20.862	31.772	15.112	31.834	337.5	Runs=5	Total laps=25	Full laps=16	Valid laps=16			
18	2'02.625 P	22.644	33.557	15.731	50.693	340.6	<b>Run # 1</b>	Front Tyre Slick-Medium Rear Tyre Slick-Medium New Tyre New Tyre					
<b>Run # 3</b>	Front Tyre Slick-Medium Rear Tyre Slick-Soft New Tyre New Tyre												
19	7'03.746	22.177	33.135	15.393	32.118		1	2'00.135	21.859	35.399	16.632	33.135	
20	<b>1'38.288</b>	20.506	31.499	14.938	31.345	338.5	2	<b>1'41.130</b>	21.124	32.438	15.425	32.143	337.5
21	1'59.091 P	20.615	33.771*	15.378	49.327	340.6	3	<b>1'39.996</b>	20.880	31.898	15.296	31.922	339.6
<b>Run # 4</b>	Front Tyre Slick-Medium Rear Tyre Slick-Soft 3 Laps at start New Tyre												
22	5'34.253	28.760	32.803	20.921	32.090		4	<b>1'39.759</b>	20.768	31.757	15.234	32.000	338.5
23	<b>1'38.309</b>	20.540	31.477	14.985	31.307	340.6	5	<b>1'39.841</b>	20.809	31.841	15.262	31.929	339.6
24	1'48.154 *	20.566	35.982*	17.348	34.258	338.5	6	<b>1'48.388</b>	28.819	32.398	15.291	31.880	339.6
25	<b>1'38.850</b>	20.619	31.567	15.045	31.619	341.7	7	<b>1'39.613</b>	20.733	31.775	15.149	31.956	340.6
							8	2'00.532 P	20.769	32.329	16.222	51.212	335.4
							<b>Run # 2</b>	Front Tyre Slick-Medium Rear Tyre Slick-Medium 8 Laps at start 8 Laps at start					
							9	8'06.555	22.111	34.323	17.111	35.028	
							10	<b>1'42.515</b>	23.243	32.170	15.262	31.840	338.5
							11	<b>1'42.325</b>	22.950	32.302	15.217	31.856	342.8
							12	<b>1'46.128</b>	20.751	35.395	17.770	32.212	339.6
							13	<b>1'44.721</b>	21.077	36.305	15.222	32.117	340.6
							14	2'00.900 P	21.152	34.415	15.752	49.581	340.6

**Fastest Lap:** Enea BASTIANINI Ducati Lenovo Team ITA **1'38.057** 20.473 31.338 14.991 31.255

These data/results cannot be reproduced, stored and/or transmitted in whole or in part by any manner of electronic, mechanical, photocopying, recording, broadcasting or otherwise now known or herein after developed without the previous express consent by the copyright owner, except for reproduction in daily press and regular printed publications on sale to the public within 60 days of the event related to those data/results and always provided that copyright symbol appears together as follows below.  
© DORNA, 2024



## Practice

## MotoGP

Lap	Lap Time	T1	T2	T3	T4	Speed	Lap	Lap Time	T1	T2	T3	T4	Speed
<b>Run # 3</b>	<i>Front Tyre</i>	<b>Slick-Hard</b>	<i>Rear Tyre</i>	<b>Slick-Medium</b>									
		<b>New Tyre</b>		<b>14 Laps at start</b>									
15	7'29.146	22.016	33.355	15.675	34.505								
16	<b>1'40.233</b>	20.747	32.244	15.315	31.927	340.6							
17	<b>1'39.266</b>	20.690	31.786	15.128	31.662	340.6							
18	1'58.466 P	20.872	33.357	15.384	48.853	340.6							
<b>Run # 4</b>	<i>Front Tyre</i>	<b>Slick-Hard</b>	<i>Rear Tyre</i>	<b>Slick-Soft</b>									
		<b>New Tyre</b>		<b>New Tyre</b>									
19	6'02.918 *	22.118	33.315*	15.552	31.908*								
20	<b>1'39.008</b>	20.707	31.729	15.173	<u>31.399</u>	342.8							
21	<b>1'38.731</b>	20.527	31.540	15.102	31.562	341.7							
22	1'57.088 P	21.105	32.141	15.372	48.470	339.6							
<b>Run # 5</b>	<i>Front Tyre</i>	<b>Slick-Hard</b>	<i>Rear Tyre</i>	<b>Slick-Soft</b>									
		<b>4 Laps at start</b>		<b>New Tyre</b>									
23	2'43.073 *	20.927	32.972*	15.384	31.860								
24	<b>1'39.677</b>	20.497	32.122	15.357	31.701	341.7							
25	<u>1'38.409</u>	<u>20.491</u>	<u>31.373</u>	<u>15.013</u>	31.532	341.7							
<b>7th 12</b>	<b>Maverick VIÑALES</b>	APRILIA		SPA									
	Aprilia Racing												
	Runs=5	Total laps=21	Full laps=12	Valid laps=11									
<b>Run # 1</b>	<i>Front Tyre</i>	<b>Slick-Hard</b>	<i>Rear Tyre</i>	<b>Slick-Medium</b>									
		<b>New Tyre</b>		<b>New Tyre</b>									
1	2'01.860	22.392	33.879	16.175	32.537								
2	<b>1'42.256</b>	21.240	32.428	15.449	33.139	337.5							
3	<b>1'40.257</b>	21.043	32.080	15.228	31.906	334.3							
4	<b>1'39.946</b>	20.892	31.978	15.237	31.839	337.5							
5	<b>1'44.032</b>	24.382	32.417	15.314	31.919	337.5							
6	<b>1'39.990</b>	20.957	31.944	15.190	31.899	335.4							
7	2'08.759 P	26.104	33.816	16.182	52.657	338.5							
<b>Run # 2</b>	<i>Front Tyre</i>	<b>Slick-Hard</b>	<i>Rear Tyre</i>	<b>Slick-Medium</b>									
		<b>7 Laps at start</b>		<b>7 Laps at start</b>									
8	8'28.891	22.836	33.957	15.868	32.396								
9	<b>1'40.219</b>	20.928	31.990	15.330	31.971	334.3							
10	<b>1'43.308</b>	23.502	32.297	15.385	32.124	333.3							
11	<b>1'44.206</b>	21.788	33.877	16.294	32.247	335.4							
12	<b>1'39.751</b>	20.909	31.782	15.153	31.907	336.4							
13	2'05.555 P	24.676	34.165	16.055	50.659	334.3							
<b>Run # 3</b>	<i>Front Tyre</i>	<b>Slick-Soft</b>	<i>Rear Tyre</i>	<b>Slick-Soft</b>									
		<b>New Tyre</b>		<b>New Tyre</b>									
14	7'23.488	22.981	33.882	15.885	31.961								
15	<b>1'38.629</b>	20.468	31.508	<u>15.089</u>	31.564	339.6							
16	2'06.302 P	26.143	34.828	15.487	49.844	342.8							
<b>Run # 4</b>	<i>Front Tyre</i>	<b>Slick-Hard</b>	<i>Rear Tyre</i>	<b>Slick-Soft</b>									
		<b>New Tyre</b>		<b>New Tyre</b>									
17	5'23.763	22.249	33.296	15.529	31.868								
18	<u>1'38.411</u>	20.415	31.441	15.119	<u>31.436</u>	343.9							
19	2'04.484 P	25.031	33.046*	15.601	50.806	340.6							
<b>Run # 5</b>	<i>Front Tyre</i>	<b>Slick-Soft</b>	<i>Rear Tyre</i>	<b>Slick-Soft</b>									
		<b>New Tyre</b>		<b>New Tyre</b>									
20	7'03.908	21.263	33.423	15.924	32.148								
21	1'41.672 *	<u>20.306</u>	32.950*	16.426	31.990	<u>346.1</u>							
	unfinished	20.490	<u>31.379</u>	19.980		345.0							
<b>8th 1</b>	<b>Francesco BAGNAIA</b>	DUCATI		ITA									
	Ducati Lenovo Team												
	Runs=5	Total laps=21	Full laps=12	Valid laps=9									
<b>Run # 1</b>	<i>Front Tyre</i>	<b>Slick-Hard</b>	<i>Rear Tyre</i>	<b>Slick-Medium</b>									
		<b>New Tyre</b>		<b>New Tyre</b>									
1	2'45.023	23.768	35.890	16.583	34.314								
2	<b>1'44.464</b>	22.300	33.576	15.826	32.762	332.3							
3	<b>1'41.513</b>	21.210	32.378	15.520	32.405	336.4							
4	<b>1'44.980</b>	21.105	35.156	16.052	32.667	336.4							
5	1'41.901 *	21.044	32.793*	15.681	32.383	333.3							
6	<b>1'40.129</b>	20.915	32.019	15.251	31.944	336.4							
7	2'01.460 P	21.876	33.922	16.143	49.519	337.5							
<b>Run # 2</b>	<i>Front Tyre</i>	<b>Slick-Hard</b>	<i>Rear Tyre</i>	<b>Slick-Medium</b>									
		<b>7 Laps at start</b>		<b>7 Laps at start</b>									
8	8'20.484	22.683	34.011	15.931	32.667								
9	<b>1'40.683</b>	20.885	32.195	15.369	32.234	335.4							
10	<b>1'39.734</b>	20.779	31.951	15.160	31.844	336.4							
11	<b>1'39.906</b>	20.697	31.938	15.385	31.886	338.5							
12	2'00.950 P	23.324	33.941	15.332	48.353	340.6							
<b>Run # 3</b>	<i>Front Tyre</i>	<b>Slick-Hard</b>	<i>Rear Tyre</i>	<b>Slick-Medium</b>									
		<b>12 Laps at start</b>		<b>12 Laps at start</b>									
13	10'54.789	22.234	39.401	15.804	32.363								
14	1'59.097 P	23.970	32.279	15.284	47.564	339.6							
<b>Run # 4</b>	<i>Front Tyre</i>	<b>Slick-Medium</b>	<i>Rear Tyre</i>	<b>Slick-Soft</b>									
		<b>New Tyre</b>		<b>New Tyre</b>									
15	6'41.333	25.710	34.085	15.610	32.081								
16	1'42.729 *	21.141	33.775*	15.648	32.165*	<u>342.8</u>							
17	<b>1'38.765</b>	20.484	31.753	15.073	<u>31.455</u>	341.7							
18	2'02.209 P	22.588	34.368	15.691	49.562	340.6							
<b>Run # 5</b>	<i>Front Tyre</i>	<b>Slick-Medium</b>	<i>Rear Tyre</i>	<b>Slick-Soft</b>									
		<b>4 Laps at start</b>		<b>New Tyre</b>									
19	3'32.088	21.948	33.608	15.554	31.925								
20	1'40.615 *	20.498	32.281*	15.792	32.044	340.6							
21	<u>1'38.541</u>	<u>20.406</u>	<u>31.631</u>	<u>15.009</u>	31.495	340.6							
<b>9th 20</b>	<b>Fabio QUARTARARO</b>	YAMAHA		FRA									
	Monster Energy Yamaha MotoGP Team												
	Runs=4	Total laps=20	Full laps=13	Valid laps=12									
<b>Run # 1</b>	<i>Front Tyre</i>	<b>Slick-Medium</b>	<i>Rear Tyre</i>	<b>Slick-Soft</b>									
		<b>New Tyre</b>		<b>New Tyre</b>									
1	3'12.718	31.047	34.199	16.081	32.781								
2	<b>1'40.387</b>	21.115	32.073	15.270	31.929	335.4							
3	<b>1'39.844</b>	20.980	31.822	15.218	31.824	335.4							
4	<b>1'39.490</b>	20.840	31.734	15.116	31.800	336.4							
5	<b>1'39.841</b>	20.946	31.792	15.164	31.939	336.4							
6	<b>1'39.534</b>	20.796	31.756	15.090	31.892	337.5							
7	2'04.067 P	23.189	34.348	16.284	50.246	336.4							
<b>Run # 2</b>	<i>Front Tyre</i>	<b>Slick-Medium</b>	<i>Rear Tyre</i>	<b>Slick-Soft</b>									
		<b>7 Laps at start</b>		<b>7 Laps at start</b>									
8	13'21.809	34.560	35.584	15.885	32.588								
9	<b>1'40.158</b>	20.877	32.061	15.262	31.958	338.5							
10	<b>1'39.917</b>	20.872	31.869	15.218	31.958	339.6							
11	<b>1'40.001</b>	20.846	31.916	15.267	31.972	340.6							
12	2'03.433 P	24.435	33.391	15.752	49.855	338.5							

**Fastest Lap:** Enea BASTIANINI      Ducati Lenovo Team      ITA      **1'38.057**      20.473      31.338      14.991      31.255

These data/results cannot be reproduced, stored and/or transmitted in whole or in part by any manner of electronic, mechanical, photocopying, recording, broadcasting or otherwise now known or herein after developed without the previous express consent by the copyright owner, except for reproduction in daily press and regular printed publications on sale to the public within 60 days of the event related to those data/results and always provided that copyright symbol appears together as follows below.  
© DORNA, 2024

## Practice

## MotoGP

Lap	Lap Time	T1	T2	T3	T4	Speed	Lap	Lap Time	T1	T2	T3	T4	Speed
<b>Run # 3</b>	<i>Front Tyre</i>	<b>Slick-Medium</b>		<i>Rear Tyre</i>	<b>Slick-Soft</b>		5	<b>1'42.174</b>	23.034	31.974	15.169	31.997	337.5
		<b>New Tyre</b>			<b>New Tyre</b>		6	<b>1'39.656</b>	20.880	31.801	15.102	31.873	335.4
13	13'09.754	25.252	38.079	15.874	32.151		7	<b>1'43.883</b>	23.916	32.565	15.248	32.154	339.6
14	<b>1'38.985</b>	20.660	31.673	15.104	31.548	341.7	8	2'01.395 P	20.834	34.490	16.259	49.812	337.5
15	1'41.477 *	<u>20.632</u>	33.189*	15.472	32.184*	343.9	<b>Run # 2</b>	<i>Front Tyre</i>	<b>Slick-Hard</b>		<i>Rear Tyre</i>	<b>Slick-Soft</b>	
16	<b>1'38.886</b>	20.711	31.560	15.024	31.591	341.7			<b>8 Laps at start</b>			<b>8 Laps at start</b>	
17	1'58.189 P	21.474	32.108	15.607	49.000	<u>345.0</u>	9	9'13.329	22.684	33.564	15.707	32.496	
<b>Run # 4</b>	<i>Front Tyre</i>	<b>Slick-Medium</b>		<i>Rear Tyre</i>	<b>Slick-Soft</b>		10	<b>1'40.935</b>	21.895	32.005	15.204	31.831	337.5
		<b>5 Laps at start</b>			<b>New Tyre</b>		11	<b>1'39.713</b>	21.048	31.779	15.107	31.779	336.4
18	3'59.513 *	21.403	33.273*	15.441	31.824		12	<b>1'39.265</b>	20.740	31.634	15.094	31.797	337.5
19	<u>1'38.552</u>	20.650	<u>31.516</u>	<u>14.976</u>	<u>31.410</u>	343.9	13	<b>1'46.152</b>	24.494	34.184	15.327	32.147	339.6
20	<b>1'43.653</b>	20.680	33.771	16.664	32.538	342.8	14	<b>1'39.953</b>	21.203	31.773	15.143	31.834	<u>342.8</u>
							15	<b>1'41.480</b>	21.310	31.896	15.228	33.046	342.8
							16	1'56.972 P	21.071	32.041	15.240	48.620	338.5

**10th 42 Alex RINS** YAMAHA SPA  
 Monster Energy Yamaha MotoGP Team  
 Runs=4 Total laps=22 Full laps=15 Valid laps=13

<b>Run # 1</b>	<i>Front Tyre</i>	<b>Slick-Medium</b>		<i>Rear Tyre</i>	<b>Slick-Medium</b>	
		<b>New Tyre</b>			<b>New Tyre</b>	
1	2'26.976	31.046	35.035	16.195	33.555	
2	<b>1'41.684</b>	21.364	32.670	15.471	32.179	335.4
3	<b>1'40.958</b>	21.081	32.188	15.230	32.459	334.3
4	<b>1'40.468</b>	20.905	32.123	15.301	32.139	335.4
5	1'53.417 *	29.039	36.571*	15.606	32.201	333.3
6	<b>1'42.993</b>	22.225	32.719	15.553	32.496	337.5
7	2'03.451 P	21.015	36.196	16.319	49.921	333.3
<b>Run # 2</b>	<i>Front Tyre</i>	<b>Slick-Medium</b>		<i>Rear Tyre</i>	<b>Slick-Medium</b>	
		<b>7 Laps at start</b>			<b>New Tyre</b>	
8	13'13.267	23.093	33.698	15.647	32.428	
9	<b>1'41.534</b>	20.777	32.474	15.893	32.390	333.3
10	<b>1'40.128</b>	20.997	31.953	15.257	31.921	335.4
11	<b>1'39.989</b>	20.860	32.020	15.168	31.941	334.3
12	<b>1'45.322</b>	24.109	33.238	15.616	32.359	333.3
13	<b>1'40.233</b>	20.838	32.031	15.292	32.072	337.5
14	2'04.501 P	24.301	33.775	16.196	50.229	337.5

<b>Run # 3</b>	<i>Front Tyre</i>	<b>Slick-Soft</b>		<i>Rear Tyre</i>	<b>Slick-Soft</b>	
		<b>New Tyre</b>			<b>New Tyre</b>	
15	8'13.631	30.628	36.286	16.595	32.309	
16	<b>1'39.080</b>	20.861	31.688	<u>15.017</u>	31.514	337.5
17	<b>1'38.916</b>	20.719	31.711	15.061	<u>31.425</u>	340.6
18	2'04.382 P	24.711	34.277*	15.930	49.464	341.7
<b>Run # 4</b>	<i>Front Tyre</i>	<b>Slick-Soft</b>		<i>Rear Tyre</i>	<b>Slick-Soft</b>	
		<b>4 Laps at start</b>			<b>New Tyre</b>	
19	5'42.862	30.891	33.974	15.983	36.276	
20	1'48.142 *	24.789	32.312*	15.615	35.426	341.7
21	<b>1'40.411</b>	21.153	32.339	15.290	31.629	<u>342.8</u>
22	<u>1'38.560</u>	<u>20.641</u>	<u>31.452</u>	15.021	31.446	341.7

**11th 31 Pedro ACOSTA** KTM SPA  
 Red Bull GASGAS Tech3  
 Runs=4 Total laps=24 Full laps=17 Valid laps=16

<b>Run # 1</b>	<i>Front Tyre</i>	<b>Slick-Hard</b>		<i>Rear Tyre</i>	<b>Slick-Soft</b>	
		<b>New Tyre</b>			<b>New Tyre</b>	
1	2'07.675	22.475	34.541	15.610	33.596	
2	<b>1'41.537</b>	21.167	32.398	15.685	32.287	336.4
3	<b>1'43.455</b>	21.158	34.073	15.688	32.536	336.4
4	<b>1'39.860</b>	20.862	32.092	15.129	31.777	339.6

<b>Run # 3</b>	<i>Front Tyre</i>	<b>Slick-Soft</b>		<i>Rear Tyre</i>	<b>Slick-Soft</b>	
		<b>New Tyre</b>			<b>New Tyre</b>	
17	9'04.613	20.783	36.063	15.905	32.739	
18	<b>1'39.141</b>	20.883	31.609	<u>14.976</u>	31.673	338.5
19	<u>1'38.599</u>	<u>20.552</u>	<u>31.543</u>	15.018	31.486	338.5
20	2'07.508 P	24.521	34.267	18.854	49.866	340.6

<b>Run # 4</b>	<i>Front Tyre</i>	<b>Slick-Soft</b>		<i>Rear Tyre</i>	<b>Slick-Soft</b>	
		<b>4 Laps at start</b>			<b>New Tyre</b>	
21	6'04.480	30.877	33.027	15.710	33.560	
22	1'43.503 *	21.463	32.498*	17.686	31.856	342.8
23	<b>1'38.802</b>	20.630	31.707	15.064	<u>31.401</u>	338.5
24	<b>1'42.341</b>	20.557	33.031	15.374	33.379	341.7

**12th 49 Fabio DI GIANNANTONI** DUCATI ITA  
 Pertamina Enduro VR46 Racing Team  
 Runs=4 Total laps=21 Full laps=14 Valid laps=13

<b>Run # 1</b>	<i>Front Tyre</i>	<b>Slick-Hard</b>		<i>Rear Tyre</i>	<b>Slick-Medium</b>	
		<b>New Tyre</b>			<b>New Tyre</b>	
1	2'01.822	22.054	34.526	16.027	32.855	
2	<b>1'40.963</b>	21.087	32.468	15.287	32.121	335.4
3	<b>1'39.936</b>	20.870	32.028	15.141	31.897	336.4
4	2'05.244 P	20.721	36.919	15.965	51.639	337.5

<b>Run # 2</b>	<i>Front Tyre</i>	<b>Slick-Hard</b>		<i>Rear Tyre</i>	<b>Slick-Medium</b>	
		<b>4 Laps at start</b>			<b>16 Laps at start</b>	
5	6'27.558	25.363	34.139	15.849	32.546	
6	<b>1'40.455</b>	20.867	32.179	15.256	32.153	332.3
7	<b>1'39.887</b>	20.794	31.992	15.105	31.996	333.3
8	<b>1'43.264</b>	20.753	31.925	18.125	32.461	335.4
9	<b>1'40.156</b>	20.929	32.006	15.156	32.065	333.3
10	<b>1'46.708</b>	21.134	35.993	16.759	32.822	335.4
11	<b>1'40.088</b>	20.875	32.045	15.148	32.020	333.3
12	2'06.153 P	23.428	33.844	17.907	50.974	336.4

<b>Run # 3</b>	<i>Front Tyre</i>	<b>Slick-Medium</b>		<i>Rear Tyre</i>	<b>Slick-Soft</b>	
		<b>New Tyre</b>			<b>New Tyre</b>	
13	14'15.717	22.821	33.554	15.629	32.257	
14	<b>1'39.241</b>	20.504	31.888	15.084	31.765	<u>339.6</u>
15	<b>1'39.395</b>	20.932	31.715	15.041	31.707	334.3
16	<b>1'39.214</b>	20.665	31.706	15.081	31.762	337.5
17	2'02.517 P	22.601	33.964	15.813	50.139	338.5

**Fastest Lap:** Enea BASTIANINI Ducati Lenovo Team ITA **1'38.057** 20.473 31.338 14.991 31.255

These data/results cannot be reproduced, stored and/or transmitted in whole or in part by any manner of electronic, mechanical, photocopying, recording, broadcasting or otherwise now known or herein after developed without the previous express consent by the copyright owner, except for reproduction in daily press and regular printed publications on sale to the public within 60 days of the event related to those data/results and always provided that copyright symbol appears together as follows below.  
 © DORNA, 2024

## Practice

## MotoGP

Lap	Lap Time	T1	T2	T3	T4	Speed	Lap	Lap Time	T1	T2	T3	T4	Speed
Run # 4	Front Tyre Slick-Medium	Rear Tyre Slick-Soft											
		New Tyre			New Tyre								
18	7'29.600	22.660	33.543	15.468	32.286		8	8'39.990	29.979	33.944	15.901	32.568	
19	1'38.635	20.453	31.610	15.020	31.552	337.5	9	1'40.252	20.890	32.107	15.277	31.978	334.3
20	1'44.970 *	23.469	33.349*	15.963	32.189	338.5	10	1'41.209	20.847	31.945	16.039	32.378	334.3
21	1'43.785	20.812	31.866	17.137	33.970	338.5	11	1'39.920	20.943	31.831	15.195	31.951	334.3
							12	1'39.526	20.840	31.724	15.132	31.830	334.3
							13	2'07.237 P	25.216	35.580	16.429	50.012	336.4

**13th 73 Alex MARQUEZ** DUCATI SPA  
Gresini Racing MotoGP

Runs=5 Total laps=20 Full laps=12 Valid laps=12

Run # 1	Front Tyre Slick-Medium	Rear Tyre Slick-Medium													
		New Tyre			New Tyre										
1	1'56.716	22.271	34.742	16.267	33.235		Run # 3	Front Tyre Slick-Hard	Rear Tyre Slick-Soft						
2	1'42.302	21.514	32.788	15.644	32.356	329.2			New Tyre			New Tyre			
3	1'41.115	21.177	32.456	15.407	32.075	331.2	14	9'03.345	29.254	33.147	15.531	31.978			
4	1'40.052	20.955	31.942	15.297	31.858	332.3	15	1'39.563	20.821	31.875	15.169	31.698	338.5		
5	1'39.908	20.896	31.927	15.245	31.840	333.3	16	2'05.346 P	20.602	38.952	16.347	49.445	341.7		
6	1'39.750	20.763	31.945	15.236	31.806	332.3	Run # 4	Front Tyre Slick-Hard	Rear Tyre Slick-Soft						
7	1'59.802 P	21.873	33.064	15.691	49.174	332.3			3 Laps at start			New Tyre			

Run # 2	Front Tyre Slick-Hard	Rear Tyre Slick-Medium													
		New Tyre			Slick-Medium										
		7 Laps at start													
8	10'10.883	22.421	34.179	17.238	32.703		Run # 4	Front Tyre Slick-Hard	Rear Tyre Slick-Soft						
9	1'41.025	21.058	32.402	15.490	32.075	333.3			3 Laps at start			New Tyre			
10	1'39.808	20.846	31.885	15.217	31.860	334.3	17	4'50.747	22.830	33.026	15.488	31.776			
11	1'39.573	20.700	31.822	15.210	31.841	334.3	unfinished	20.829				342.8			
12	1'40.019	20.811	32.034	15.248	31.926	334.3	Run # 5	Front Tyre Slick-Medium	Rear Tyre Slick-Soft						
13	2'01.087 P	21.689	34.473	15.710	49.215	336.4			New Tyre			New Tyre			

Run # 3	Front Tyre Slick-Soft	Rear Tyre Slick-Soft													
		New Tyre			New Tyre										
14	6'11.566	24.364	34.738	16.681	32.198		Run # 1	Front Tyre Slick-Medium	Rear Tyre Slick-Soft						
15	1'39.198	20.832	31.704	15.133	31.529	338.5			New Tyre			New Tyre			
16	2'01.264 P	23.770	32.945	15.762	48.787	340.6	1	2'06.910	23.604	35.642	16.325	33.552			

Run # 4	Front Tyre Slick-Medium	Rear Tyre Slick-Soft													
		New Tyre			New Tyre										
17	6'07.693	27.029	37.991	16.228	32.297		Run # 2	Front Tyre Slick-Hard	Rear Tyre Slick-Soft						
unfinished	20.830	31.631	15.100			339.6			New Tyre			8 Laps at start			
Run # 5	Front Tyre Slick-Soft	Rear Tyre Slick-Soft													
		New Tyre			New Tyre										
18	1'45.354 *	23.116	34.373*	15.773	32.092		9	8'16.073	22.468	33.959	15.927	32.518			
19	1'40.293 *	20.662	31.895*	15.649	32.087	340.6	10	1'40.689	21.222	32.167	15.458	31.842	332.3		
20	1'38.809	20.660	31.500	14.988	31.661	339.6	11	1'40.244	20.861	31.766	15.585	32.032	336.4		

**14th 41 Aleix ESPARGARO** APRILIA SPA  
Aprilia Racing

Runs=5 Total laps=20 Full laps=12 Valid laps=12

Run # 1	Front Tyre Slick-Hard	Rear Tyre Slick-Medium													
		New Tyre			New Tyre										
1	2'31.883	29.990	34.095	16.192	32.804		Run # 3	Front Tyre Slick-Hard	Rear Tyre Slick-Soft						
2	1'41.312	21.230	32.512	15.385	32.185	338.5			New Tyre			New Tyre			
3	1'40.810	21.195	32.267	15.265	32.083	336.4	15	9'36.058	22.184	34.478	15.957	32.314			
4	1'40.759	21.076	31.896	15.379	32.408	337.5	16	1'39.415	20.709	31.920	15.233	31.553	335.4		
5	1'40.103	21.068	31.897	15.233	31.905	341.7	17	1'38.882	20.676	31.653	15.096	31.457	337.5		
6	1'39.838	20.988	31.746	15.247	31.857	338.5	18	2'03.442 P	24.572	33.646	15.802	49.422	336.4		
7	2'03.129 P	20.942	31.842	15.351	54.994	338.5	Run # 4	Front Tyre Slick-Medium	Rear Tyre Slick-Soft						

Run # 2	Front Tyre Slick-Hard	Rear Tyre Slick-Medium											
		7 Laps at start			7 Laps at start								

**Fastest Lap:** Enea BASTIANINI Ducati Lenovo Team ITA 1'38.057 20.473 31.338 14.991 31.255

These data/results cannot be reproduced, stored and/or transmitted in whole or in part by any manner of electronic, mechanical, photocopying, recording, broadcasting or otherwise now known or herein after developed without the previous express consent by the copyright owner, except for reproduction in daily press and regular printed publications on sale to the public within 60 days of the event related to those data/results and always provided that copyright symbol appears together as follows below.  
© DORNA, 2024

# Practice

# MotoGP

Lap	Lap Time	T1	T2	T3	T4	Speed	Lap	Lap Time	T1	T2	T3	T4	Speed
<b>16th</b>	<b>30</b>	<b>Takaaki NAKAGAMI</b>					HONDA	JPN					
		IDEMITSU Honda LCR											
		Runs=5		Total laps=22		Full laps=13		Valid laps=11					
Run #	1	Front Tyre	Slick-Medium	Rear Tyre	Slick-Medium								
		New Tyre		New Tyre									
1	2'32.568	31.697	36.662	16.970	33.391								
2	<b>1'42.945</b>	21.562	33.382	15.704	32.297	333.3							
3	<b>1'40.715</b>	21.175	32.247	15.259	32.034	333.3							
4	<b>1'40.092</b>	20.979	31.879	15.258	31.976	335.4							
5	2'01.894 P	21.003	31.999	16.277	52.615	336.4							
Run #	2	Front Tyre	Slick-Medium	Rear Tyre	Slick-Medium								
		5 Laps at start		5 Laps at start									
6	8'43.775	30.492	35.179	16.597	33.459								
7	<b>1'42.322</b>	21.407	33.121	15.598	32.196	328.2							
8	<b>1'43.779</b>	21.031	34.996	15.542	32.210	329.2							
9	<b>1'40.018</b>	20.996	31.906	15.183	31.933	333.3							
10	<b>1'39.761</b>	20.830	31.821	15.166	31.944	334.3							
11	2'09.016 P	23.537	36.268	18.072	51.139	334.3							
Run #	3	Front Tyre	Slick-Medium	Rear Tyre	Slick-Soft								
		11 Laps at start		New Tyre									
12	6'28.867	31.534	38.778	18.676	34.103								
13	<b>1'44.047</b>	22.233	33.635	16.030	32.149	335.4							
14	<b>1'39.626</b>	20.686	32.072	15.194	31.674	335.4							
15	<b>1'38.962</b>	20.735	31.601	15.128	31.498	334.3							
16	2'01.666 P	22.117	33.643	16.193	49.713	337.5							
Run #	4	Front Tyre	Slick-Medium	Rear Tyre	Slick-Soft								
		New Tyre		New Tyre									
17	8'26.144 *	31.384	37.738	18.038	34.272*								
18	1'43.384 *	21.624	33.919*	15.818	32.023	336.4							
19	2'02.090 P	23.649	33.180	15.927	49.334	335.4							
Run #	5	Front Tyre	Slick-Medium	Rear Tyre	Slick-Soft								
		3 Laps at start		New Tyre									
20	3'48.607	21.328	33.655	15.672	32.072								
21	1'40.725 *	20.857	32.506*	15.474	31.888	336.4							
22	<b>1'39.791</b>	21.071	31.887	15.224	31.609	338.5							
<b>17th</b>	<b>88</b>	<b>Miguel OLIVEIRA</b>					APRILIA	POR					
		Trackhouse Racing											
		Runs=5		Total laps=22		Full laps=13		Valid laps=12					
Run #	1	Front Tyre	missing data	Rear Tyre	missing data								
		** Laps at start		** Laps at start									
1	2'26.166	31.640	34.725	16.257	33.321								
2	<b>1'40.997</b>	21.072	32.313	15.444	32.168	333.3							
3	<b>1'40.060</b>	20.832	31.878	15.366	31.984	334.3							
4	<b>1'45.917</b>	20.853	37.251	15.527	32.286	335.4							
5	1'45.717 *	25.049	32.831*	15.533	32.304	338.5							
6	<b>1'40.037</b>	20.874	31.892	15.254	32.017	337.5							
7	2'00.565 P	20.883	31.978	15.313	52.391	338.5							
Run #	2	Front Tyre	missing data	Rear Tyre	missing data								
		** Laps at start		** Laps at start									
8	10'56.503	30.726	33.896	16.013	32.656								
9	<b>1'42.231</b>	21.006	32.413	15.386	33.426	336.4							
10	<b>1'40.374</b>	20.886	32.192	15.261	32.035	334.3							
11	<b>1'40.103</b>	20.871	32.043	15.221	31.968	337.5							
12	2'04.068 P	23.999	33.842	16.614	49.613	341.7							
<b>18th</b>	<b>25</b>	<b>Raul FERNANDEZ</b>					APRILIA	SPA					
		Trackhouse Racing											
		Runs=4		Total laps=21		Full laps=14		Valid laps=11					
Run #	1	Front Tyre	Slick-Hard	Rear Tyre	Slick-Medium								
		New Tyre		New Tyre									
1	2'45.155	22.814	35.413	16.096	33.294								
2	<b>1'42.422</b>	21.749	33.017	15.438	32.218	336.4							
3	<b>1'40.145</b>	20.881	32.077	15.253	31.934	334.3							
4	<b>1'46.965</b>	25.007	33.720	15.664	32.574	333.3							
5	1'41.463 *	21.084	32.703*	15.364	32.312	335.4							
6	<b>1'40.436</b>	21.056	32.056	15.283	32.041	335.4							
7	2'05.325 P	22.662	36.177	16.267	50.219	333.3							
Run #	2	Front Tyre	Slick-Hard	Rear Tyre	Slick-Soft								
		7 Laps at start		New Tyre									
8	10'07.579	24.973	34.097	15.937	36.514								
9	<b>1'40.538</b>	21.140	32.201	15.200	31.997	339.6							
10	<b>1'40.090</b>	21.202	31.857	15.186	31.845	337.5							
11	<b>1'39.650</b>	20.862	31.703	15.230	31.855	336.4							
12	<b>1'42.920</b>	22.426	32.687	15.410	32.397	338.5							
13	<b>1'40.048</b>	20.840	31.882	15.233	32.093	337.5							
14	2'04.368 P	24.939	33.359	15.743	50.327	338.5							
Run #	3	Front Tyre	Slick-Soft	Rear Tyre	Slick-Soft								
		New Tyre		New Tyre									
15	14'20.188	25.015	34.068	15.527	32.260								
16	1'42.770 *	20.821	33.757*	15.806	32.386*	347.2							
17	<b>1'39.048</b>	20.702	31.638	15.081	31.627	345.0							
18	2'01.817 P	24.532	32.720	15.438	49.127	343.9							
Run #	4	Front Tyre	Slick-Hard	Rear Tyre	Slick-Soft								
		New Tyre		New Tyre									
19	3'33.291	23.995	34.151	15.730	34.067								
20	1'40.476 *	20.777	32.592*	15.453	31.654	349.5							
21	<b>1'39.405</b>	20.738	31.767	15.093	31.807	346.1							
<b>19th</b>	<b>36</b>	<b>Joan MIR</b>					HONDA	SPA					
		Repsol Honda Team											
		Runs=5		Total laps=24		Full laps=15		Valid laps=13					
Run #	1	Front Tyre	Slick-Hard	Rear Tyre	Slick-Medium								
		New Tyre		New Tyre									
1	2'08.079	22.325	34.591	15.951	33.298								

**Fastest Lap:** Enea BASTIANINI      Ducati Lenovo Team      ITA      **1'38.057**      20.473      31.338      14.991      31.255

These data/results cannot be reproduced, stored and/or transmitted in whole or in part by any manner of electronic, mechanical, photocopying, recording, broadcasting or otherwise now known or herein after developed without the previous express consent by the copyright owner, except for reproduction in daily press and regular printed publications on sale to the public within 60 days of the event related to those data/results and always provided that copyright symbol appears together as follows below.  
© DORNA, 2024





# Practice

# MotoGP

Lap	Lap Time	T1	T2	T3	T4	Speed	Lap	Lap Time	T1	T2	T3	T4	Speed	
2	1'41.845	21.268	32.556	15.639	32.382	333.3	15	1'39.622	20.811	31.828	15.238	31.745	337.5	
3	1'40.966	20.985	32.179	15.444	32.358	332.3	16	1'57.949	P 20.966	32.102	15.475	49.406	337.5	
4	1'41.104	20.979	32.134	15.396	32.595	332.3	<b>Run # 4</b> Front Tyre Slick-Medium Rear Tyre Slick-Soft 4 Laps at start New Tyre							
5	1'47.459	24.030	34.872	16.047	32.510	333.3	17	4'51.983	*	30.533	34.605	20.387	32.520*	
6	2'01.384	P 20.959	34.320*	16.287	49.818	334.3	18	1'39.147		20.908	31.625	15.029	31.585	339.6
<b>Run # 2</b> Front Tyre Slick-Hard Rear Tyre Slick-Medium 6 Laps at start New Tyre							19	2'03.585	P	23.257	34.651	16.333	49.344	340.6
7	6'10.314	21.057	33.373	15.647	32.636		<b>Run # 5</b> Front Tyre Slick-Medium Rear Tyre Slick-Soft New Tyre New Tyre							
8	1'42.151	21.035	33.243	15.458	32.415	330.2	20	4'49.687	*	20.502	33.189*	17.874	32.086	
9	1'40.558	20.951	32.057	15.309	32.241	331.2	21	1'39.187		20.912	31.511	15.185	31.579	339.6
10	1'40.316	20.829	31.919	15.278	32.290	332.3	<b>21st 37</b> Augusto FERNANDEZ KTM SPA Red Bull GASGAS Tech3 Runs=4 Total laps=23 Full laps=16 Valid laps=15							
11	1'42.447	20.849	32.757	16.442	32.399	331.2	<b>Run # 1</b> Front Tyre Slick-Hard Rear Tyre Slick-Soft New Tyre New Tyre							
12	1'59.005	P 20.939	32.016	15.419	50.631	334.3	1	2'11.939		23.149	35.172	16.409	33.045	
<b>Run # 3</b> Front Tyre Slick-Medium Rear Tyre Slick-Soft New Tyre New Tyre							2	1'42.317		21.586	32.649	15.517	32.565	332.3
13	7'50.858	23.976	33.868	15.832	36.333		3	1'41.361		21.348	32.270	15.532	32.211	331.2
14	1'41.489	20.955	32.688	15.589	32.257	336.4	4	1'40.544		21.186	32.037	15.250	32.071	333.3
15	1'40.061	20.790	32.015	15.199	32.057	334.3	5	1'42.047		21.529	32.420	15.513	32.585	334.3
16	1'39.912	20.772	31.898	15.218	32.024	334.3	6	1'48.705		25.147	34.505	16.179	32.874	332.3
17	2'04.336	P 24.303	33.514	15.948	50.571	336.4	7	2'00.418	P	21.319	32.189	15.358	51.552	329.2
<b>Run # 4</b> Front Tyre Slick-Medium Rear Tyre Slick-Soft New Tyre New Tyre							<b>Run # 2</b> Front Tyre Slick-Soft Rear Tyre Slick-Soft New Tyre 7 Laps at start							
18	7'24.457	26.750	33.940	15.661	32.145		8	9'29.597		22.436	34.219	17.302	36.417	
19	1'42.628	* 21.088	33.682*	15.678	32.180*	340.6	9	1'41.252		21.289	32.304	15.447	32.212	337.5
20	1'39.119	20.638	31.665	15.126	31.690	340.6	10	1'44.268		24.115	32.419	15.475	32.259	333.3
21	2'02.227	P 22.456	34.148	15.751	49.872	338.5	11	1'40.697		21.063	32.109	15.354	32.171	334.3
<b>Run # 5</b> Front Tyre Slick-Medium Rear Tyre Slick-Soft 4 Laps at start New Tyre							12	1'40.637		21.047	31.977	15.381	32.232	335.4
22	3'31.885	30.917	33.615	15.561	32.069		13	1'41.013		21.029	31.955	15.659	32.370	336.4
23	1'40.502	* 20.642	32.051*	15.718	32.091	338.5	14	1'40.877		21.024	32.008	15.433	32.412	335.4
24	1'41.791	20.850	31.814	15.256	33.871	338.5	15	2'08.868	P	26.169	35.750	16.908	50.041	335.4

**20th 5** Johann ZARCO HONDA FRA  
CASTROL Honda LCR  
Runs=5 Total laps=21 Full laps=12 Valid laps=12

Run #	Front Tyre	Slick-Hard	Rear Tyre	Slick-Medium	Speed	
<b>Run # 1</b> Front Tyre Slick-Hard Rear Tyre Slick-Medium New Tyre New Tyre						
1	2'27.421	31.086	35.534	16.306	34.754	
2	1'41.867	21.630	32.561	15.486	32.190	338.5
3	1'40.639	21.221	32.105	15.239	32.074	335.4
4	1'41.256	21.557	32.238	15.284	32.177	341.7
5	1'40.621	21.240	31.930	15.302	32.149	340.6
6	1'40.579	21.084	32.050	15.269	32.176	334.3
7	2'06.741	P 21.271	36.524	18.324	50.622	334.3
<b>Run # 2</b> Front Tyre Slick-Hard Rear Tyre Slick-Medium 7 Laps at start 7 Laps at start						
8	7'48.860	30.279	35.092	15.977	32.981	
9	1'43.139	21.263	32.751	16.752	32.373	332.3
10	1'40.723	21.038	32.244	15.339	32.102	339.6
11	1'40.348	21.038	31.877	15.259	32.174	341.7
12	2'10.238	P 25.513	37.058	16.877	50.790	338.5
<b>Run # 3</b> Front Tyre Slick-Medium Rear Tyre Slick-Soft New Tyre New Tyre						
13	11'33.874	21.462	34.880	15.798	32.244	
14	1'43.920	24.166	32.188	15.280	32.286	340.6

**22nd 10** Luca MARINI HONDA ITA  
Repsol Honda Team  
Runs=5 Total laps=20 Full laps=11 Valid laps=11

Run #	Front Tyre	Slick-Soft	Rear Tyre	Slick-Soft	Speed	
<b>Run # 3</b> Front Tyre Slick-Soft Rear Tyre Slick-Soft New Tyre New Tyre						
16	10'36.969	39.794	35.366	15.595	32.256	
17	1'43.315	22.787	33.261	15.373	31.894	341.7
18	1'39.776	21.247	31.615	15.179	31.735	343.9
19	2'03.192	P 23.976	34.613*	16.009	48.594	340.6
<b>Run # 4</b> Front Tyre Slick-Soft Rear Tyre Slick-Soft 4 Laps at start New Tyre						
20	5'34.710	31.130	32.916	15.549	34.053	
21	1'49.390	* 21.000	32.492*	18.136	37.762	341.7
22	1'39.160	20.886	31.550	15.187	31.537	345.0
23	1'39.793	20.897	31.522	15.060	32.314	343.9
<b>Run # 1</b> Front Tyre Slick-Hard Rear Tyre Slick-Medium New Tyre New Tyre						
1	2'13.277	22.756	35.016	16.110	32.890	
2	1'42.440	21.301	33.093	15.585	32.461	332.3
3	1'41.036	21.123	32.247	15.393	32.273	332.3
4	1'40.703	20.973	32.120	15.351	32.259	336.4

**Fastest Lap:** Enea BASTIANINI Ducati Lenovo Team ITA 1'38.057 20.473 31.338 14.991 31.255

These data/results cannot be reproduced, stored and/or transmitted in whole or in part by any manner of electronic, mechanical, photocopying, recording, broadcasting or otherwise now known or herein after developed without the previous express consent by the copyright owner, except for reproduction in daily press and regular printed publications on sale to the public within 60 days of the event related to those data/results and always provided that copyright symbol appears together as follows below.  
© DORNA, 2024



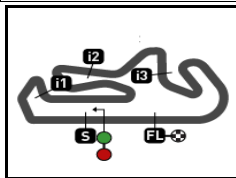
## Practice

MotoGP

Lap	Lap Time	T1	T2	T3	T4	Speed	Lap	Lap Time	T1	T2	T3	T4	Speed	
5	<b>1'42.155</b>	20.935	32.843	15.967	32.410	334.3								
6	2'02.363 P	21.019	34.371	16.216	50.757	337.5								
<b>Run # 2</b>	<b>Front Tyre Slick-Hard</b>		<b>Rear Tyre Slick-Medium</b>											
	6 Laps at start		6 Laps at start											
7	9'37.250	23.027	33.544	15.895	32.629									
8	<b>1'47.284</b>	21.041	32.661	17.315	36.267	334.3								
9	<b>1'40.785</b>	20.935	32.260	15.339	32.251	337.5								
10	<b>1'40.675</b>	20.908	32.200	15.330	32.237	336.4								
11	<b>1'51.055</b>	23.379	34.959	16.753	35.964	334.3								
12	2'02.153 P	22.680	33.633	16.367	49.473	339.6								
<b>Run # 3</b>	<b>Front Tyre Slick-Hard</b>		<b>Rear Tyre Slick-Medium</b>											
	12 Laps at start		12 Laps at start											
13	6'27.776	21.287	33.956	15.810	32.694									
14	<b>1'41.160</b>	20.981	32.510	15.391	32.278	334.3								
15	2'01.205 P	22.127	33.496	16.088	49.494	336.4								
<b>Run # 4</b>	<b>Front Tyre Slick-Medium</b>		<b>Rear Tyre Slick-Soft</b>											
	New Tyre		New Tyre											
16	5'20.695	32.482	34.380	17.567	34.975									
17	<b>1'43.590</b>	21.677	33.941	15.953	32.019	343.9								
18	<b>1'39.781</b>	20.846	31.885	15.247	31.803	342.8								
19	2'00.324 P	20.853	34.530*	15.915	49.026	342.8								
<b>Run # 5</b>	<b>Front Tyre Slick-Medium</b>		<b>Rear Tyre Slick-Soft</b>											
	4 Laps at start		New Tyre											
20	6'22.358	20.706	34.806	16.513	34.249									
	unfinished	20.731				340.6								

**Fastest Lap:** Enea BASTIANINI      Ducati Lenovo Team      ITA      **1'38.057**      20.473      31.338      14.991      31.255

These data/results cannot be reproduced, stored and/or transmitted in whole or in part by any manner of electronic, mechanical, photocopying, recording, broadcasting or otherwise now known or herein after developed without the previous express consent by the copyright owner, except for reproduction in daily press and regular printed publications on sale to the public within 60 days of the event related to those data/results and always provided that copyright symbol appears together as follows below.  
© DORNA, 2024



4592 m.

# GRANDE PRÉMIO TISSOT DE PORTUGAL

## Practice

### Best Partial Times

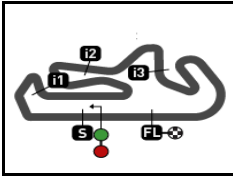
# MotoGP™

*IT* Ideal Lap Time, sum of the best partial times

*BT* Best Lap Time

T1		T2		T3		T4				IT		BT	
Pos	Rider	Time	Rider	Time	Rider	Time	Rider	Time	Pos	Rider	IT	BT	
1	M.VIÑALES	20.306	M.MARQUEZ	31.252	J.MARTIN	14.938	E.BASTIANINI	31.255	1	E.BASTIANINI	1'38.056	1'38.057	(1)
2	F.BAGNAIA	20.406	E.BASTIANINI	31.338	J.MILLER	14.943	J.MARTIN	31.307	2	J.MILLER	1'38.175	1'38.175	(2)
3	F.DI GIANNANTO	20.453	B.BINDER	31.353	M.MARQUEZ	14.945	J.MILLER	31.329	3	M.VIÑALES	1'38.210	1'38.411	(7)
4	B.BINDER	20.456	J.MILLER	31.353	B.BINDER	14.962	M.BEZZECCHI	31.399	3	M.MARQUEZ	1'38.210	1'38.210	(3)
5	M.MARQUEZ	20.456	M.BEZZECCHI	31.373	F.QUARTARARO	14.976	P.ACOSTA	31.401	5	J.MARTIN	1'38.213	1'38.288	(4)
6	E.BASTIANINI	20.472	M.VIÑALES	31.379	P.ACOSTA	14.976	F.QUARTARARO	31.410	6	M.BEZZECCHI	1'38.276	1'38.409	(6)
7	M.BEZZECCHI	20.491	A.RINS	31.452	A.MARQUEZ	14.988	A.RINS	31.425	7	B.BINDER	1'38.339	1'38.387	(5)
8	J.MARTIN	20.506	J.MARTIN	31.462	E.BASTIANINI	14.991	M.VIÑALES	31.436	8	P.ACOSTA	1'38.472	1'38.599	(11)
9	A.ESPARGARO	20.525	A.MARQUEZ	31.500	F.BAGNAIA	15.009	F.BAGNAIA	31.455	9	F.BAGNAIA	1'38.501	1'38.541	(8)
10	J.MILLER	20.550	J.ZARCO	31.511	M.BEZZECCHI	15.013	F.MORBIDELLI	31.457	10	F.QUARTARAR	1'38.534	1'38.552	(9)
11	P.ACOSTA	20.552	F.QUARTARARO	31.516	A.RINS	15.017	A.ESPARGARO	31.496	11	A.RINS	1'38.535	1'38.560	(10)
12	M.OLIVEIRA	20.619	A.FERNANDEZ	31.522	F.DI GIANNANTO	15.020	T.NAKAGAMI	31.498	12	A.ESPARGAR	1'38.631	1'38.812	(14)
13	F.QUARTARARO	20.632	P.ACOSTA	31.543	A.ESPARGARO	15.021	A.MARQUEZ	31.529	13	F.DI GIANNAN	1'38.635	1'38.635	(12)
14	J.MIR	20.638	M.OLIVEIRA	31.576	J.ZARCO	15.029	A.FERNANDEZ	31.537	14	A.MARQUEZ	1'38.677	1'38.809	(13)
15	A.RINS	20.641	A.ESPARGARO	31.589	A.FERNANDEZ	15.060	F.DI GIANNANTO	31.552	15	F.MORBIDELLI	1'38.882	1'38.882	(15)
16	A.MARQUEZ	20.660	T.NAKAGAMI	31.601	R.FERNANDEZ	15.081	M.OLIVEIRA	31.553	16	M.OLIVEIRA	1'38.894	1'39.048	(17)
17	F.MORBIDELLI	20.676	F.DI GIANNANTO	31.610	M.VIÑALES	15.089	M.MARQUEZ	31.557	17	T.NAKAGAMI	1'38.913	1'38.962	(16)
18	T.NAKAGAMI	20.686	F.BAGNAIA	31.631	F.MORBIDELLI	15.096	B.BINDER	31.568	18	J.ZARCO	1'38.930	1'39.147	(20)
19	R.FERNANDEZ	20.702	R.FERNANDEZ	31.638	J.MIR	15.126	J.ZARCO	31.579	19	A.FERNANDEZ	1'39.005	1'39.160	(21)
20	L.MARINI	20.731	F.MORBIDELLI	31.653	T.NAKAGAMI	15.128	R.FERNANDEZ	31.627	20	R.FERNANDEZ	1'39.048	1'39.048	(18)
21	J.ZARCO	20.811	J.MIR	31.665	M.OLIVEIRA	15.146	J.MIR	31.690	21	J.MIR	1'39.119	1'39.119	(19)
22	A.FERNANDEZ	20.886	L.MARINI	31.885	L.MARINI	15.247	L.MARINI	31.803	22	L.MARINI	1'39.666	1'39.781	(22)

These data/results cannot be reproduced, stored and/or transmitted in whole or in part by any manner of electronic, mechanical, photocopying, recording, broadcasting or otherwise now known or herein after developed without the previous express consent by the copyright owner, except for reproduction in daily press and regular printed publications on sale to the public within 60 days of the event related to those data/results and always provided that copyright symbol appears together as follows below.  
© DORNA, 2024



4592 m.

## GRANDE PRÉMIO TISSOT DE PORTUGAL

### Practice

### Fastest Laps Sequence

<i>Practice Time</i>	 <i>Rider</i>	<i>Nation</i>	<i>Motorcycle</i>	<i>Time</i>	<i>Km/h</i>	<i>Rider's Lap</i>
<b>3'39.018</b>	73 <b>Alex MARQUEZ</b>	SPA	DUCATI	<b>1'42.302</b>	161.5	2
<b>3'40.583</b>	93 <b>Marc MARQUEZ</b>	SPA	DUCATI	<b>1'41.877</b>	162.2	2
<b>3'41.265</b>	72 <b>Marco BEZZECCHI</b>	ITA	DUCATI	<b>1'41.130</b>	163.4	2
<b>3'42.785</b>	49 <b>Fabio DI GIANNANTONI</b>	ITA	DUCATI	<b>1'40.963</b>	163.7	2
<b>4'10.106</b>	43 <b>Jack MILLER</b>	AUS	KTM	<b>1'40.662</b>	164.2	2
<b>4'53.105</b>	20 <b>Fabio QUARTARARO</b>	FRA	YAMAHA	<b>1'40.387</b>	164.6	2
<b>5'21.261</b>	72 <b>Marco BEZZECCHI</b>	ITA	DUCATI	<b>1'39.996</b>	165.3	3
<b>5'22.721</b>	49 <b>Fabio DI GIANNANTONI</b>	ITA	DUCATI	<b>1'39.936</b>	165.4	3
<b>5'50.167</b>	33 <b>Brad BINDER</b>	RSA	KTM	<b>1'39.199</b>	166.6	3
<b>28'23.950</b>	93 <b>Marc MARQUEZ</b>	SPA	DUCATI	<b>1'39.110</b>	166.7	13
<b>30'58.086</b>	89 <b>Jorge MARTIN</b>	SPA	DUCATI	<b>1'38.979</b>	167.0	13
<b>38'48.387</b>	30 <b>Takaaki NAKAGAMI</b>	JPN	HONDA	<b>1'38.962</b>	167.0	15
<b>39'01.147</b>	12 <b>Maverick VIÑALES</b>	SPA	APRILIA	<b>1'38.629</b>	167.6	15
<b>43'24.946</b>	93 <b>Marc MARQUEZ</b>	SPA	DUCATI	<b>1'38.559</b>	167.7	18
<b>48'02.066</b>	23 <b>Enea BASTIANINI</b>	ITA	DUCATI	<b>1'38.057</b>	168.5	17

These data/results cannot be reproduced, stored and/or transmitted in whole or in part by any manner of electronic, mechanical, photocopying, recording, broadcasting or otherwise now known or herein after developed without the previous express consent by the copyright owner, except for reproduction in daily press and regular printed publications on sale to the public within 60 days of the event related to those data/results and always provided that copyright symbol appears together as follows below.

© DORNA, 2024