

GRANDE PRÉMIO TISSOT DE PORTUGAL

Practice Nr. 2

Classification

10

	Rider	Nation	Team	Motorcycle	Time	Lap	Total	Gap	Top Speed
1	66 Joel KELSO	AUS	BOE Motorsports	KTM	<b>1'47.175</b>	12	14		<b>238.4</b>
2	99 Jose Antonio RUEDA	SPA	Red Bull KTM Ajo	KTM	<b>1'47.322</b>	12	13	0.147	0.147 <b>237.3</b>
3	80 David ALONSO	COL	CFMOTO Gaviota Aspar Team	CFMOTO	<b>1'47.486</b>	15	15	0.311	0.164 <b>236.3</b>
4	31 Adrian FERNANDEZ	SPA	Leopard Racing	HONDA	<b>1'47.683</b>	13	13	0.508	0.197 <b>240.5</b>
5	54 Riccardo ROSSI	ITA	CIP Green Power	KTM	<b>1'47.690</b>	10	10	0.515	0.007 <b>240.0</b>
6	19 Scott OGDEN	GBR	MLav Racing	HONDA	<b>1'47.753</b>	11	11	0.578	0.063 <b>244.3</b>
7	78 Joel ESTEBAN	SPA	CFMOTO Gaviota Aspar Team	CFMOTO	<b>1'47.839</b>	11	12	0.664	0.086 <b>241.0</b>
8	12 Jacob ROULSTONE	AUS	Red Bull GASGAS Tech3	GASGAS	<b>1'47.855</b>	12	12	0.680	0.016 <b>238.9</b>
9	48 Ivan ORTOLA	SPA	MT Helmets - MSI	KTM	<b>1'47.938</b>	12	12	0.763	0.083 <b>240.5</b>
10	96 Daniel HOLGADO	SPA	Red Bull GASGAS Tech3	GASGAS	<b>1'47.986</b>	8	8	0.811	0.048 <b>244.3</b>
11	64 David MUÑOZ	SPA	BOE Motorsports	KTM	<b>1'48.112</b>	9	10	0.937	0.126 <b>240.5</b>
12	95 Collin VEIJER	NED	Liqui Moly Husqvarna Intact GP	HUSQVARNA	<b>1'48.147</b>	11	13	0.972	0.035 <b>241.6</b>
13	82 Stefano NEPA	ITA	LEVELUP - MTA	KTM	<b>1'48.254</b>	12	12	1.079	0.107 <b>242.6</b>
14	7 Filippo FARIOLI	ITA	SIC58 Squadra Corse	HONDA	<b>1'48.398</b>	12	13	1.223	0.144 <b>243.7</b>
15	58 Luca LUNETTA	ITA	SIC58 Squadra Corse	HONDA	<b>1'48.408</b>	14	14	1.233	0.010 <b>244.3</b>
16	18 Matteo BERTELLE	ITA	Rivacold Snipers Team	HONDA	<b>1'48.460</b>	10	11	1.285	0.052 <b>243.2</b>
17	21 Vicente PEREZ	SPA	Red Bull KTM Ajo	KTM	<b>1'48.534</b>	11	12	1.359	0.074 <b>235.8</b>
18	36 Angel PIQUERAS	SPA	Leopard Racing	HONDA	<b>1'48.733</b>	11	12	1.558	0.199 <b>244.8</b>
19	24 Tatsuki SUZUKI	JPN	Liqui Moly Husqvarna Intact GP	HUSQVARNA	<b>1'48.805</b>	12	12	1.630	0.072 <b>240.0</b>
20	6 Ryusei YAMANAKA	JPN	MT Helmets - MSI	KTM	<b>1'48.855</b>	12	12	1.680	0.050 <b>241.6</b>
21	55 Noah DETTWILER	SWI	CIP Green Power	KTM	<b>1'48.990</b>	11	11	1.815	0.135 <b>242.6</b>
22	10 Nicola CARRARO	ITA	LEVELUP - MTA	KTM	<b>1'48.997</b>	11	12	1.822	0.007 <b>242.1</b>
23	72 Taiyo FURUSATO	JPN	Honda Team Asia	HONDA	<b>1'49.471</b>	10	11	2.296	0.474 <b>241.6</b>
24	70 Joshua WHATLEY	GBR	MLav Racing	HONDA	<b>1'49.478</b>	9	10	2.303	0.007 <b>236.8</b>
25	5 Tatchakorn BUASRI	THA	Honda Team Asia	HONDA	<b>1'49.658</b>	12	12	2.483	0.180 <b>237.8</b>
26	71 Hamad AL SAHOUTI	QAT	Rivacold Snipers Team	HONDA	<b>1'52.287</b>	14	14	5.112	2.629 <b>234.7</b>

Practice condition: Dry

Air: 19°

Humidity: 60%

Ground: 19°

<b>Fastest Lap:</b>	Lap: 12	<b>Joel KELSO</b>	<b>1'47.175</b>	154.2 Km/h
<b>Best Race Lap:</b>	2023	<b>Deniz ÖNCÜ</b>	<b>1'47.563</b>	153.6 Km/h
<b>All Time Lap Record:</b>	2023	<b>Ayumu SASAKI</b>	<b>1'46.798</b>	154.7 Km/h

The results are provisional until the end of the limit for protest and appeals.

Time limit for protest expires 60' after publication of the results - ..... Time: .....

These data/results cannot be reproduced, stored and/or transmitted in whole or in part by any manner of electronic, mechanical, photocopying, recording, broadcasting or otherwise now known or herein after developed without the previous express consent by the copyright owner, except for reproduction in daily press and regular printed publications on sale to the public within 60 days of the event related to those data/results and always provided that copyright symbol appears together as follows below.

© DORNA, 2024




GRANDE PRÉMIO TISSOT DE PORTUGAL

Practice Nr. 2

Combined Practice Times

11

	Rider	Nation	Team	MOTORCYCLE	P1	P2	Gap
1	66 J.KELSO	AUS	BOE Motorsports	KTM	1'47.239	15 <b>1'47.175</b>	12
2	80 D.ALONSO	COL	CFMOTO Gaviota Aspar Team	CFMOTO	<b>1'47.202</b>	12 1'47.486	15 0.027 0.027
3	99 J.RUEDA	SPA	Red Bull KTM Ajo	KTM	1'47.997	12 <b>1'47.322</b>	12 0.147 0.120
4	31 A.FERNANDEZ	SPA	Leopard Racing	HONDA	1'48.829	9 <b>1'47.683</b>	13 0.508 0.361
5	54 R.ROSSI	ITA	CIP Green Power	KTM	1'48.039	14 <b>1'47.690</b>	10 0.515 0.007
6	19 S.OGDEN	GBR	MLav Racing	HONDA	1'48.347	14 <b>1'47.753</b>	11 0.578 0.063
7	78 J.ESTEBAN	SPA	CFMOTO Gaviota Aspar Team	CFMOTO	1'48.643	15 <b>1'47.839</b>	11 0.664 0.086
8	12 J.ROULSTONE	AUS	Red Bull GASGAS Tech3	GASGAS	1'49.209	12 <b>1'47.855</b>	12 0.680 0.016
9	18 M.BERTELLE	ITA	Rivacold Snipers Team	HONDA	<b>1'47.881</b>	15 1'48.460	10 0.706 0.026
10	48 I.ORTOLA	SPA	MT Helmets - MSI	KTM	1'48.647	13 <b>1'47.938</b>	12 0.763 0.057
11	96 D.HOLGADO	SPA	Red Bull GASGAS Tech3	GASGAS	1'48.425	14 <b>1'47.986</b>	8 0.811 0.048
12	64 D.MUÑOZ	SPA	BOE Motorsports	KTM	1'49.391	11 <b>1'48.112</b>	9 0.937 0.126
13	95 C.VEIJER	NED	Liqui Moly Husqvarna Intact GP	HUSQVARNA	1'48.822	10 <b>1'48.147</b>	11 0.972 0.035
14	82 S.NEPA	ITA	LEVELUP - MTA	KTM	1'48.510	11 <b>1'48.254</b>	12 1.079 0.107
15	7 F.FARIOLI	ITA	SIC58 Squadra Corse	HONDA	<b>1'48.261</b>	15 1'48.398	12 1.086 0.007
16	36 A.PIQUERAS	SPA	Leopard Racing	HONDA	<b>1'48.327</b>	14 1'48.733	11 1.152 0.066
17	58 L.LUNETTA	ITA	SIC58 Squadra Corse	HONDA	1'49.152	15 <b>1'48.408</b>	14 1.233 0.081
18	21 V.PEREZ	SPA	Red Bull KTM Ajo	KTM	1'48.792	10 <b>1'48.534</b>	11 1.359 0.126
19	6 R.YAMANAKA	JPN	MT Helmets - MSI	KTM	<b>1'48.644</b>	10 1'48.855	12 1.469 0.110
20	24 T.SUZUKI	JPN	Liqui Moly Husqvarna Intact GP	HUSQVARNA	1'49.322	13 <b>1'48.805</b>	12 1.630 0.161
21	10 N.CARRARO	ITA	LEVELUP - MTA	KTM	<b>1'48.984</b>	14 1'48.997	11 1.809 0.179
22	55 N.DETTWILER	SWI	CIP Green Power	KTM	1'49.772	14 <b>1'48.990</b>	11 1.815 0.006
23	70 J.WHATLEY	GBR	MLav Racing	HONDA	<b>1'49.389</b>	11 1'49.478	9 2.214 0.399
24	72 T.FURUSATO	JPN	Honda Team Asia	HONDA	1'49.715	11 <b>1'49.471</b>	10 2.296 0.082
25	5 T.BUASRI	THA	Honda Team Asia	HONDA	1'50.305	14 <b>1'49.658</b>	12 2.483 0.187
26	71 H.AL SAHOUTI	QAT	Rivacold Snipers Team	HONDA	1'54.364	12 <b>1'52.287</b>	14 5.112 2.629

<b>Pole Position Record:</b>	2023	<b>Ayumu SASAKI</b>	<b>1'46.798</b>	154.7 Km/h
<b>Best Race Lap:</b>	2023	<b>Deniz ÖNCÜ</b>	<b>1'47.563</b>	153.6 Km/h
<b>All Time Lap Record:</b>	2023	<b>Ayumu SASAKI</b>	<b>1'46.798</b>	154.7 Km/h

The results are provisional until the end of the limit for protest and appeals.

Time limit for protest expires 60' after publication of the results - ..... Time: .....

These data/results cannot be reproduced, stored and/or transmitted in whole or in part by any manner of electronic, mechanical, photocopying, recording, broadcasting or otherwise now known or herein after developed without the previous express consent by the copyright owner, except for reproduction in daily press and regular printed publications on sale to the public within 60 days of the event related to those data/results and always provided that copyright symbol appears together as follows below.

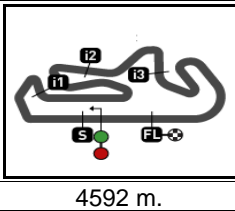
© DORNA, 2024

Official MotoGP Timing by TISSOT

www.motogp.com

Portimao, Saturday, March 23, 2024





GRANDE PRÉMIO TISSOT DE PORTUGAL

Practice Nr. 2

Top Speed & Average

12

	Rider	Nation	Motorcycle	Top 5 speeds					Average	Top
36	Angel PIQUERAS	SPA	HONDA	244.8	242.1	240.5	239.4	238.9	241.1	244.8
19	Scott OGDEN	GBR	HONDA	244.3	241.6	241.0	240.5	240.5	241.6	244.3
58	Luca LUNETTA	ITA	HONDA	244.3	240.0	239.4	238.9	238.4	240.2	244.3
96	Daniel HOLGADO	SPA	GASGAS	244.3	242.6	240.5	240.0	239.4	241.4	244.3
7	Filippo FARIOLI	ITA	HONDA	243.7	240.5	238.9	234.7	234.2	237.7	243.7
18	Matteo BERTELLE	ITA	HONDA	243.2	238.4	237.8	237.8	237.3	238.9	243.2
55	Noah DETTWILER	SWI	KTM	242.6	241.6	240.5	240.0	239.4	240.8	242.6
82	Stefano NEPA	ITA	KTM	242.6	242.1	241.6	241.0	241.0	241.7	242.6
10	Nicola CARRARO	ITA	KTM	242.1	241.6	239.4	236.8	236.3	239.2	242.1
6	Ryusei YAMANAKA	JPN	KTM	241.6	241.0	236.3	235.2	234.2	237.1	241.6
72	Taiyo FURUSATO	JPN	HONDA	241.6	234.7	233.2	231.7	231.7	234.1	241.6
95	Collin VEIJER	NED	HUSQVARNA	241.6	238.9	236.8	234.7	234.2	237.2	241.6
78	Joel ESTEBAN	SPA	CFMOTO	241.0	240.5	238.4	236.8	234.7	238.3	241.0
31	Adrian FERNANDEZ	SPA	HONDA	240.5	237.8	236.3	236.3	233.7	236.4	240.5
48	Ivan ORTOLA	SPA	KTM	240.5	240.0	240.0	239.4	238.9	239.8	240.5
64	David MUÑOZ	SPA	KTM	240.5	240.5	240.0	238.4	237.3	238.8	240.5
24	Tatsuki SUZUKI	JPN	HUSQVARNA	240.0	236.8	236.8	236.8	236.3	237.2	240.0
54	Riccardo ROSSI	ITA	KTM	240.0	236.8	235.8	234.2	233.7	236.1	240.0
12	Jacob ROULSTONE	AUS	GASGAS	238.9	237.8	234.7	234.7	234.2	235.5	238.9
66	Joel KELSO	AUS	KTM	238.4	238.4	237.3	237.3	236.8	237.6	238.4
5	Tatchakorn BUASRI	THA	HONDA	237.8	237.3	236.3	234.7	234.7	236.2	237.8
99	Jose Antonio RUEDA	SPA	KTM	237.3	235.2	234.7	234.2	233.7	235.0	237.3
70	Joshua WHATLEY	GBR	HONDA	236.8	233.2	232.7	232.7	232.7	233.6	236.8
80	David ALONSO	COL	CFMOTO	236.3	235.8	235.8	235.8	235.8	235.9	236.3
21	Vicente PEREZ	SPA	KTM	235.8	235.8	235.8	234.7	234.2	235.3	235.8
71	Hamad AL SAHOUTI	QAT	HONDA	234.7	233.7	233.7	233.2	232.7	233.6	234.7

These data/results cannot be reproduced, stored and/or transmitted in whole or in part by any manner of electronic, mechanical, photocopying, recording, broadcasting or otherwise now known or herein after developed without the previous express consent by the copyright owner, except for reproduction in daily press and regular printed publications on sale to the public within 60 days of the event related to those data/results and always provided that copyright symbol appears together as follows below.

© DORNA, 2024

Official MotoGP Timing by TISSOT  
www.motogp.com



Portimao, Saturday, March 23, 2024



# GRANDE PRÉMIO TISSOT DE PORTUGAL

## Practice Nr. 2

### Chronological Analysis of Performances

13

\* Lap / Sector time cancelled      T1 Time from finish line to 1st intermediate      T3 Time from 2nd intermed. to 3rd intermed.  
 P Crossing the finish line in pit lane      T2 Time from 1st intermed. to 2nd intermed.      T4 Time from 3rd intermediate to finish line

Lap	Lap Time	T1	T2	T3	T4	Speed	Lap	Lap Time	T1	T2	T3	T4	Speed	
<b>1st</b>	<b>66</b>	<b>Joel KELSO</b>				BOE Motorsports	AUS	12	5'08.412	28.368	34.852	16.201	34.396	
		Runs=2	Total laps=14	Full laps=11	Valid laps=11		13	<b>1'47.762</b>	23.310	<b>34.033</b>	<b>16.018</b>	34.401	234.2	
1	3'22.347	29.437	36.305	17.745	36.514		14	<b>1'47.596</b>	23.291	34.047	16.065	<b>34.193</b>	234.7	
2	<b>1'53.562</b>	23.922	37.286	16.855	35.499	<b>238.4</b>	15	<b>1'47.486</b>	<b>23.157</b>	34.062	16.066	34.201	<b>236.3</b>	
3	<b>1'49.814</b>	23.666	34.919	16.291	34.938	236.8	<b>4th 31 Adrian FERNANDEZ</b>						Leopard Racing	SPA
4	<b>1'49.147</b>	23.429	34.547	16.324	34.847	235.8		Runs=3	Total laps=13	Full laps=8	Valid laps=7			
5	<b>1'48.882</b>	23.336	34.601	16.205	34.740	237.3	1	2'10.640	29.159	36.429	17.074	36.595		
6	<b>1'59.065</b>	26.705	36.530	17.138	38.692	235.8	2	<b>1'54.127</b>	24.535	35.951	16.809	36.832	233.2	
7	<b>1'48.638</b>	23.326	34.428	16.242	34.642	236.3	3	<b>1'52.608</b>	24.274	35.962	16.816	35.556	236.3	
8	<b>1'48.761</b>	23.203	34.642	16.321	34.595	238.4	4	<b>1'51.451</b>	24.184	35.385	16.585	35.297	232.7	
9	<b>1'48.500</b>	23.343	34.385	16.193	34.579	235.8	5	2'09.130 P	<b>23.854</b>	<b>35.085</b>	<b>16.572</b>	<b>53.619</b>	<b>233.7</b>	
10	2'06.234 P	<b>23.637</b>	<b>35.432</b>	<b>16.773</b>	<b>50.392</b>	<b>235.2</b>	6	5'17.381	31.092	38.527	16.823	35.686		
11	5'11.408	29.073	34.997	16.129	34.492		7	<b>1'49.354</b>	23.678	34.673	16.384	34.619	233.2	
12	<b>1'47.175</b>	<b>23.000</b>	<b>34.013</b>	<b>15.870</b>	<b>34.292</b>	237.3	8	<b>1'49.899</b>	23.635	34.920	16.398	34.946	233.7	
13	<b>1'47.885</b>	23.098	34.085	16.013	34.689	236.3	9	2'05.926 P	<b>23.744</b>	<b>34.941</b>	<b>16.524</b>	<b>50.717</b>	<b>233.2</b>	
14	<b>1'58.144</b>	29.635	36.411	17.029	35.069	233.7	10	4'48.332	27.217	34.868	16.279	34.275		
<b>2nd 99 Jose Antonio RUED</b>							Red Bull KTM Ajo	SPA						
		Runs=2	Total laps=13	Full laps=10	Valid laps=10		11	<b>1'47.963</b>	<b>23.260</b>	34.161	<b>16.073</b>	34.469	<b>240.5</b>	
1	2'32.187	29.456	36.428	17.217	36.102		12	1'49.116 *	23.598	34.391*	16.652	34.475	236.3	
2	<b>1'52.592</b>	24.523	35.434	17.007	35.628	232.2	13	<b>1'47.683</b>	23.301	<b>34.088</b>	16.094	<b>34.200</b>	237.8	
3	<b>1'50.872</b>	24.198	35.090	16.657	34.927	232.7	<b>5th 54 Riccardo ROSSI</b>						CIP Green Power	ITA
4	<b>1'50.289</b>	24.013	34.821	16.546	34.909	232.7		Runs=3	Total laps=10	Full laps=5	Valid laps=5			
5	<b>1'49.571</b>	23.799	34.650	16.491	34.631	232.2	1	2'34.338	29.801	36.821	17.558	37.138		
6	<b>1'49.208</b>	23.825	34.534	16.391	34.458	232.2	2	<b>1'56.071</b>	24.865	35.947	17.183	38.076	233.7	
7	<b>1'49.159</b>	23.615	34.541	16.383	34.620	233.7	3	2'09.884 P	24.492	35.948	16.853	<b>52.591</b>	<b>234.2</b>	
8	2'05.453 P	23.731	34.760	16.781	50.181	<b>232.7</b>	4	7'49.785	30.924	36.272	16.792	35.475		
9	8'31.686	27.910	34.509	16.215	36.408		5	<b>1'50.505</b>	23.933	35.171	16.644	34.757	231.2	
10	<b>1'48.107</b>	23.482	34.366	16.161	34.098	<b>237.3</b>	6	2'08.938 P	24.111	35.926	16.991	51.910	<b>235.8</b>	
11	<b>1'47.528</b>	23.418	33.963	<b>16.107</b>	34.040	234.2	7	7'00.066	22.708	35.038	16.387	34.921		
12	<b>1'47.322</b>	<b>23.325</b>	33.924	16.170	<b>33.903</b>	234.7	8	<b>2'07.647</b>	23.525	46.567	18.395	39.160	231.7	
13	<b>1'47.535</b>	23.399	<b>33.878</b>	16.184	34.074	235.2	9	<b>1'48.167</b>	23.401	34.372	16.138	34.256	<b>240.0</b>	
<b>3rd 80 David ALONSO</b>							CFMOTO Gaviota Asp	COL						
		Runs=2	Total laps=15	Full laps=12	Valid laps=12		10	<b>1'47.690</b>	<b>23.209</b>	<b>34.294</b>	<b>16.012</b>	<b>34.175</b>	236.8	
1	2'09.390	29.295	36.205	17.108	36.220		<b>6th 19 Scott OGDEN</b>						MLav Racing	GBR
2	<b>1'52.019</b>	24.232	35.513	16.674	35.600	233.2		Runs=2	Total laps=11	Full laps=8	Valid laps=8			
3	<b>1'51.350</b>	24.066	35.292	16.653	35.339	234.2	1	2'36.248	30.500	36.719	16.993	36.453		
4	<b>1'50.487</b>	24.022	34.875	16.424	35.166	233.2	2	<b>1'52.797</b>	24.421	35.893	16.802	35.681	240.5	
5	<b>1'49.923</b>	23.786	34.740	16.524	34.873	234.2	3	<b>1'52.034</b>	24.538	35.641	16.631	35.224	<b>244.3</b>	
6	<b>1'48.852</b>	23.547	34.492	16.287	34.526	234.2	4	<b>1'50.858</b>	23.877	35.117	16.564	35.300	241.0	
7	<b>1'48.322</b>	23.415	34.245	16.242	34.420	235.2	5	<b>1'50.517</b>	23.761	35.091	16.478	35.187	240.5	
8	<b>1'49.036</b>	23.370	34.149	16.677	34.840	235.8	6	<b>1'50.032</b>	23.768	34.978	16.419	34.867	238.9	
9	<b>1'48.537</b>	23.371	34.434	16.216	34.516	235.8	7	2'08.216 P	<b>23.461</b>	<b>34.741</b>	<b>16.485</b>	<b>53.529</b>	<b>238.9</b>	
10	<b>1'48.236</b>	23.362	34.315	16.144	34.415	235.8	8	11'41.092	28.355	36.308	16.500	39.681		
11	2'03.960 P	23.303	34.687	16.137	49.833	<b>235.8</b>	9	<b>1'55.856</b>	23.341	34.911	16.625	40.979	239.4	
							10	<b>1'49.193</b>	23.479	34.915	16.285	34.514	241.6	

**Fastest Lap:** Joel KELSO BOE Motorsports AUS **1'47.175** 23.000 34.013 15.870 34.292

These data/results cannot be reproduced, stored and/or transmitted in whole or in part by any manner of electronic, mechanical, photocopying, recording, broadcasting or otherwise now known or herein after developed without the previous express consent by the copyright owner, except for reproduction in daily press and regular printed publications on sale to the public within 60 days of the event related to those data/results and always provided that copyright symbol appears together as follows below.  
 © DORNA, 2024



## Practice Nr. 2

## Moto3

Lap	Lap Time	T1	T2	T3	T4	Speed	Lap	Lap Time	T1	T2	T3	T4	Speed	
11	1'47.753	23.166	34.222	16.129	34.236	238.9	7	1'48.613	23.412	34.397	16.269	34.535	239.4	
<b>7th</b>	<b>78</b>	<b>Joel ESTEBAN</b> CFMOTO Gaviota Asp SPA						8	1'47.986	23.351	34.164	16.083	34.388	237.8
		Runs=2	Total laps=12	Full laps=9	Valid laps=8		<b>11th</b> <b>64</b> <b>David MUÑOZ</b> BOE Motorsports SPA							
1	2'13.887	29.998	37.491	17.433	36.942		1	3'22.611	29.699	37.269	17.543	37.171		
2	1'54.548	24.830	36.315	16.979	36.424	238.4	2	1'53.483	23.939	37.147	17.023	35.374	240.5	
3	1'52.451	24.386	35.618	16.657	35.790	233.7	3	1'49.989	23.751	34.805	16.541	34.892	240.5	
4	1'51.546	24.077	35.413	16.555	35.501	233.7	4	1'48.821	23.359	34.462	16.429	34.571	238.4	
5	1'50.459	24.005	34.853	16.295	35.306	233.7	5	1'49.235	23.543	34.559	16.312	34.821	234.7	
6	1'50.381	23.849	34.887	16.325	35.320	233.2	6	1'59.211	24.190	36.675	18.356	39.990	237.3	
7	1'50.055	* 23.709	34.824*	16.394	35.128	234.7	7	2'05.490	P 23.507	34.799	17.273	49.911	237.3	
8	2'08.587	P 23.647	35.127*	16.713	53.100	233.2	8	12'24.953	28.200	41.712	16.633	35.300		
9	10'16.869	28.239	34.925	16.216	34.455		9	1'48.112	23.391	34.117	16.215	34.389	240.0	
10	1'48.147	23.501	34.076	16.209	34.361	240.5	10	1'59.039	24.206	40.162	18.903	35.768	237.3	
11	1'47.839	23.262	34.166	16.003	34.408	241.0	<b>12th</b> <b>95</b> <b>Collin VEIJER</b> Liqui Moly Husqvarna NED							
12	1'48.141	23.173	34.203	16.193	34.572	236.8	1	3'11.389	29.870	37.138	17.163	36.196		
<b>8th</b>	<b>12</b>	<b>Jacob ROULSTONE</b> Red Bull GASGAS Te AUS						2	1'52.148	24.282	35.433	16.756	35.677	231.7
		Runs=2	Total laps=12	Full laps=9	Valid laps=9		3	1'51.330	24.128	35.297	16.683	35.222	232.7	
1	2'34.583	30.031	36.531	17.149	36.355		4	1'50.605	23.877	34.939	16.584	35.205	233.7	
2	1'52.024	24.214	35.481	16.561	35.768	238.9	5	1'50.137	23.800	34.802	16.487	35.048	233.2	
3	1'51.396	24.179	35.172	16.536	35.509	237.8	6	1'49.995	23.771	34.681	16.486	35.057	233.2	
4	1'51.264	24.248	35.123	16.590	35.303	233.2	7	2'10.310	P 24.933	36.634	17.687	51.056	234.7	
5	1'50.634	24.105	35.156	16.356	35.017	234.2	8	7'45.957	28.706	35.790	16.903	34.884		
6	1'50.266	23.960	34.829	16.400	35.077	233.2	9	1'50.738	23.586	34.282	16.196	36.674	233.2	
7	2'11.108	P 23.901	34.867	18.588	53.752	233.2	10	1'48.360	23.426	34.251	16.133	34.550	234.2	
8	10'17.191	29.259	36.035	16.662	37.788		11	1'48.147	23.308	34.227	16.185	34.427	238.9	
9	1'48.790	23.558	34.412	16.323	34.497	234.2	12	1'50.905	23.917	35.127	16.917	34.944	241.6	
10	1'48.368	23.522	34.279	16.176	34.391	234.2	13	1'52.298	23.457	35.220	17.394	36.227	236.8	
11	1'50.369	23.452	35.176	16.878	34.863	234.7	<b>13th</b> <b>82</b> <b>Stefano NEPA</b> LEVELUP - MTA ITA							
12	1'47.855	23.448	34.116	16.098	34.193	234.7	1	2'33.399	31.488	36.982	17.407	37.242		
<b>9th</b>	<b>48</b>	<b>Ivan ORTOLA</b> MT Helmets - MSI SPA						2	1'53.462	24.708	35.789	16.916	36.049	238.4
		Runs=2	Total laps=12	Full laps=9	Valid laps=7		3	1'51.750	24.303	35.255	16.660	35.532	242.6	
1	2'42.583	30.439	37.589	17.358	37.903		4	1'51.090	24.078	35.091	16.679	35.242	241.0	
2	1'51.688	24.044	35.433	16.513	35.698	237.8	5	1'55.254	24.007	38.976	17.010	35.261	241.0	
3	1'51.298	23.780	35.158	16.632	35.728	236.3	6	1'49.918	23.774	34.794	16.452	34.898	238.4	
4	1'50.762	23.811	35.107	16.525	35.319	235.2	7	1'49.515	23.712	34.638	16.394	34.771	238.4	
5	1'50.407	* 23.758	35.112*	16.517	35.020	236.3	8	2'06.982	P 23.806	35.548	16.878	50.750	236.8	
6	1'49.563	23.641	34.767	16.343	34.812	239.4	9	8'40.291	31.430	35.657	17.202	48.396		
7	1'48.890	23.329	34.697	16.218	34.646	240.0	10	1'54.474	23.758	36.188	18.898	35.630	240.5	
8	2'06.730	P 23.407	35.496	16.898	50.929	238.9	11	1'51.554	23.466	35.504	18.010	34.574	241.6	
9	8'42.140	28.928	35.717	17.299	51.023		12	1'48.254	23.434	34.243	16.288	34.289	242.1	
10	1'48.292	23.296	34.351	16.076	34.569	240.0	<b>14th</b> <b>7</b> <b>Filippo FARIOLI</b> SIC58 Squadra Corse ITA							
11	1'54.105	* 28.394	34.686*	16.265	34.760	237.8	1	2'59.480	29.268	36.477	16.941	41.606		
12	1'47.938	23.216	34.320	16.043	34.359	240.5	2	1'52.382	24.258	35.523	16.761	35.840	230.7	
<b>10th</b>	<b>96</b>	<b>Daniel HOLGADO</b> Red Bull GASGAS Te SPA						3	1'51.375	24.012	35.346	16.564	35.453	233.7
		Runs=2	Total laps=8	Full laps=5	Valid laps=8		4	1'50.743	23.844	34.995	16.446	35.458	233.7	
1	2'35.584	30.464	36.588	17.125	36.911		5	1'50.394	* 23.839	34.854	16.418	35.283*	232.2	
2	1'52.858	24.302	35.710	16.878	35.968	240.0	6	1'49.963	23.689	34.839	16.356	35.079	234.2	
3	1'52.036	24.246	35.406	16.852	35.532	240.5	7	1'49.403	23.560	34.529	16.337	34.977	234.7	
4	1'50.613	23.818	34.928	16.563	35.304	244.3								
unfinished	23.736	35.055	16.412			242.6								
5	2'12.312	30.115	38.133	18.289	45.775									
6	1'55.129	23.908	35.721	19.674	35.826	235.8								

**Fastest Lap:** Joel KELSO BOE Motorsports AUS 1'47.175 23.000 34.013 15.870 34.292

These data/results cannot be reproduced, stored and/or transmitted in whole or in part by any manner of electronic, mechanical, photocopying, recording, broadcasting or otherwise now known or herein after developed without the previous express consent by the copyright owner, except for reproduction in daily press and regular printed publications on sale to the public within 60 days of the event related to those data/results and always provided that copyright symbol appears together as follows below.  
© DORNA, 2024



## Practice Nr. 2

## Moto3

Lap	Lap Time	T1	T2	T3	T4	Speed	Lap	Lap Time	T1	T2	T3	T4	Speed
8	1'49.819	23.621	34.619	16.394	35.185	234.2	2	1'52.805	24.469	35.548	16.876	35.912	240.5
9	2'08.193 P	24.452	35.839	16.760	51.142	232.7	3	1'51.403	24.378	35.279	16.585	35.161	242.1
10	6'30.434	31.563	36.009	17.161	51.662		4	1'50.320	23.915	34.989	16.359	35.057	238.9
11	1'54.865	23.530	37.112	18.050	36.173	243.7	5	1'52.456	23.922	36.920	16.481	35.133	235.8
12	1'48.398	23.395	34.403	16.188	34.412	238.9	6	1'54.619	24.573	38.003	16.752	35.291	239.4
13	1'48.909	23.525	34.593	16.219	34.572	240.5	7	1'51.006	23.883	35.217	16.670	35.236	237.3
<b>15th 58 Luca LUNETTA</b> SIC58 Squadra Corse ITA Runs=2 Total laps=14 Full laps=11 Valid laps=11							8	2'11.416 P	25.291	36.268	17.210	52.647	234.7
1	3'21.933	31.167	36.607	17.235	38.700		9	8'30.698	27.856	35.802	17.313	46.017	
2	1'54.464	24.222	35.682	16.711	37.849	234.2	10	1'55.823	23.795	34.891	19.356	37.781	236.8
3	1'50.362	23.731	35.127	16.517	34.987	240.0	11	1'48.733	23.534	34.457	16.143	34.599	244.8
4	1'49.828	23.700	34.825	16.443	34.860	237.8	12	1'56.000	23.550	34.530	21.655	36.265	235.2
5	1'49.652	23.586	34.690	16.473	34.903	236.3	<b>19th 24 Tatsuki SUZUKI</b> Liqui Moly Husqvarna JPN Runs=2 Total laps=12 Full laps=9 Valid laps=8						
6	1'57.398	23.694	35.707	17.340	40.657	236.3	1	2'43.113	26.251	37.151	17.641	37.528	
7	1'49.091	23.541	34.594	16.305	34.651	239.4	2	1'53.332	24.191	36.438	17.009	35.694	236.8
8	1'49.058	23.474	34.701	16.350	34.533	237.8	3	1'51.825	23.956	35.658	16.806	35.405	236.3
9	2'07.229 P	23.450	35.467	17.236	51.076	237.8	4	1'50.828	23.757	35.337	16.545	35.189	234.2
10	5'42.069 *	28.900	35.306*	16.306	35.264		5	1'50.634 *	23.743	35.058	16.642	35.191*	235.8
11	1'49.248	23.630	34.571	16.350	34.697	238.4	6	1'50.147	23.641	35.128	16.518	34.860	235.8
12	1'48.884	23.400	34.503	16.162	34.819	237.3	7	1'49.653	23.542	34.960	16.408	34.743	236.8
13	1'48.558	23.503	34.226	16.356	34.473	244.3	8	2'07.974 P	23.532	36.122	17.779	50.541	236.8
14	1'48.408	23.376	34.405	16.213	34.414	238.9	9	8'43.364	29.832	35.426	16.476	35.251	
<b>16th 18 Matteo BERTELLE</b> Rivacold Snipers Tea ITA Runs=2 Total laps=11 Full laps=8 Valid laps=8							10	1'49.926	23.584	34.804	16.304	35.234	234.2
1	2'29.531	34.872	38.295	18.146	38.273		11	1'49.349	23.488	34.989	16.393	34.479	236.3
2	1'56.368	25.231	37.017	17.475	36.645	231.7	12	1'48.805	23.385	34.645	16.230	34.545	240.0
3	1'53.459	24.573	36.010	17.012	35.864	235.8	<b>20th 6 Ryusei YAMANAKA</b> MT Helmets - MSI JPN Runs=2 Total laps=12 Full laps=9 Valid laps=7						
4	1'50.947	24.022	35.088	16.558	35.279	237.3	1	2'41.840	30.573	37.431	17.532	37.283	
5	1'53.206	24.043	36.328	17.621	35.214	235.8	2	1'55.830	25.074	36.897	17.296	36.563	231.7
6	1'49.689	23.551	34.837	16.446	34.855	237.8	3	1'54.331	25.146	36.085	16.928	36.172	234.2
7	2'12.229 P	23.489	34.929	16.455	57.356	238.4	4	1'52.149	24.299	35.526	16.689	35.635	233.2
8	10'26.202	29.266	37.672	18.274	48.469		5	1'51.337 *	23.928	35.340	16.710	35.359*	233.7
9	1'53.751	23.552	36.365	18.305	35.529	236.8	6	1'50.694	23.830	35.075	16.436	35.353	233.2
10	1'48.460	23.291	34.418	16.265	34.486	243.2	7	1'50.910	23.835	35.156	16.522	35.397	235.2
11	1'51.688	26.056	34.927	16.269	34.436	237.8	8	2'06.305 P	23.726	34.900	16.500	51.179	234.2
<b>17th 21 Vicente PEREZ</b> Red Bull KTM Ajo SPA Runs=2 Total laps=12 Full laps=9 Valid laps=9							9	8'31.068	30.178	35.870	17.396	51.572	
1	2'32.873	29.676	36.579	17.149	36.478		10	1'49.063	23.293	34.621	16.452	34.697	241.6
2	1'53.066	24.710	35.914	16.718	35.724	232.7	11	1'53.474 *	27.378	34.954*	16.431	34.711	236.3
3	1'52.364	24.351	35.436	17.073	35.504	234.2	12	1'48.855	23.352	34.803	16.234	34.466	241.0
4	1'51.031	24.103	35.163	16.633	35.132	235.8	<b>21st 55 Noah DETTWILER</b> CIP Green Power SWI Runs=2 Total laps=11 Full laps=8 Valid laps=8						
5	1'51.752	24.112	35.235	16.831	35.574	235.8	1	2'34.515	29.786	36.758	17.562	37.165	
6	1'50.162	23.803	34.993	16.370	34.996	233.2	2	1'54.380	24.835	35.970	17.333	36.242	237.3
7	2'08.786 P	23.619	34.934	16.538	53.695	233.7	3	1'51.638	24.560	35.371	16.573	35.134	239.4
8	10'10.393 *	28.075	34.870*	16.351	34.788		4	1'50.734	23.949	34.902	16.476	35.407	242.6
9	1'49.775	23.581	35.116	16.332	34.746	231.2	5	1'50.211	23.737	35.057	16.430	34.987	241.6
10	1'48.542	23.344	34.412	16.185	34.601	235.8	6	1'49.972	23.786	34.995	16.352	34.839	237.3
11	1'48.534	23.324	34.319	16.307	34.584	234.7	7	2'05.978 P	23.652	34.891	16.528	50.907	240.5
12	1'50.233	23.446	35.312	16.696	34.779	233.7	8	11'44.196	28.862	35.938	16.531	38.447	
<b>18th 36 Angel PIQUERAS</b> Leopard Racing SPA Runs=2 Total laps=12 Full laps=9 Valid laps=9							9	1'56.618	23.845	34.862	16.527	41.384	231.7
1	2'35.765	36.690	39.032	17.919	38.730		10	1'49.033	23.487	34.659	16.188	34.699	240.0
							11	1'48.990	23.372	34.582	16.269	34.767	238.4

**Fastest Lap:** Joel KELSO BOE Motorsports AUS 1'47.175 23.000 34.013 15.870 34.292

These data/results cannot be reproduced, stored and/or transmitted in whole or in part by any manner of electronic, mechanical, photocopying, recording, broadcasting or otherwise now known or herein after developed without the previous express consent by the copyright owner, except for reproduction in daily press and regular printed publications on sale to the public within 60 days of the event related to those data/results and always provided that copyright symbol appears together as follows below.  
© DORNA, 2024

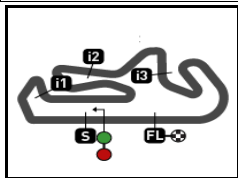
## Practice Nr. 2

## Moto3

Lap	Lap Time	T1	T2	T3	T4	Speed	Lap	Lap Time	T1	T2	T3	T4	Speed
<b>22nd</b>	<b>10</b>	<b>Nicola CARRARO</b> LEVELUP - MTA ITA					<b>26th</b>	<b>71</b>	<b>Hamad AL SAHOUT</b> Rivacold Snipers Tea QAT				
	Runs=2	Total laps=12		Full laps=9		Valid laps=9		Runs=2	Total laps=14		Full laps=11		Valid laps=11
1	2'10.750	31.110	36.341	17.039	37.218		1	2'13.636	33.784	37.658	17.678	37.885	
2	<b>1'53.659</b>	24.663	35.974	16.716	36.306	235.8	2	<b>1'55.880</b>	25.517	36.363	17.330	36.670	233.7
3	<b>1'53.685</b>	24.971	35.768	16.990	35.956	234.7	3	<b>1'54.952</b>	24.849	36.467	17.177	36.459	234.7
4	<b>1'50.841</b>	23.783	35.180	16.610	35.268	236.8	4	<b>1'55.269</b>	24.710	36.544	17.339	36.676	231.7
5	<b>1'51.407</b>	23.922	35.230	16.607	35.648	236.3	5	<b>1'56.638</b>	25.346	36.722	17.538	37.032	230.2
6	<b>1'50.564</b>	23.916	34.924	16.363	35.361	232.2	6	2'11.788 P	25.114	36.237	17.105	53.332	231.7
7	<b>1'53.251</b>	24.639	36.841	16.527	35.244	231.7	7	5'37.774	30.681	37.013	17.486	35.995	
8	2'07.993 P	23.604	34.793	16.444	53.152	235.8	8	<b>1'52.584</b>	24.330	35.635	16.787	35.832	233.2
9	8'59.970 *	29.989	37.610*	16.663	51.770		9	<b>1'53.646</b>	24.648	35.715	17.216	36.067	233.7
10	<b>1'53.170</b>	23.999	34.816	18.444	35.911	241.6	10	<b>1'53.395</b>	24.335	35.565	16.933	36.562	231.7
11	<b>1'48.997</b>	23.586	34.474	16.288	34.649	242.1	11	<b>1'52.768</b>	24.340	35.789	16.760	35.879	230.7
12	<b>1'51.634</b>	25.707	35.016	16.488	34.423	239.4	12	<b>1'55.335</b>	24.480	37.301	16.987	36.567	230.2
							13	<b>1'52.893</b>	24.647	35.497	16.828	35.921	229.7
<b>23rd</b>	<b>72</b>	<b>Taiyo FURUSATO</b> Honda Team Asia JPN					14	<b>1'52.287</b>	24.106	35.694	16.785	35.702	232.7
	Runs=2	Total laps=11		Full laps=8		Valid laps=7							
1	2'54.604	29.088	36.157	16.992	36.476								
2	<b>1'52.301</b>	24.189	35.485	16.669	35.958	231.2							
3	<b>1'51.413</b>	24.049	35.109	16.591	35.664	231.7							
4	<b>1'51.982</b>	24.008	35.273	16.505	36.196	230.7							
5	1'51.093 *	24.010	35.031	16.550	35.502*	229.2							
6	<b>1'50.766</b>	23.956	34.986	16.469	35.355	231.7							
7	2'10.667 P	23.879	35.676	18.350	52.762	231.7							
8	10'08.019	23.546	35.614	17.335	46.266								
9	<b>1'54.708</b>	23.726	34.727	18.163	38.092	233.2							
10	<b>1'49.471</b>	23.736	34.613	16.261	34.861	241.6							
11	<b>1'50.733</b>	23.911	34.535	16.831	35.456	234.7							
<b>24th</b>	<b>70</b>	<b>Joshua WHATLEY</b> MLav Racing GBR											
	Runs=2	Total laps=10		Full laps=7		Valid laps=6							
1	2'59.869	32.673	42.195	19.412	41.603								
2	<b>1'52.890</b>	24.390	35.837	16.865	35.798	232.7							
3	<b>1'52.145</b>	24.263	35.578	16.745	35.559	232.7							
4	<b>1'51.476</b>	24.002	35.291	16.684	35.499	232.7							
5	1'51.050 *	23.896	35.133	16.513	35.508*	231.7							
6	<b>1'51.009</b>	23.848	35.155	16.563	35.443	231.7							
7	2'18.996 P	33.595	37.000	17.579	50.822	229.2							
8	12'36.675	27.801	40.652	16.914	35.359								
9	<b>1'49.478</b>	23.679	34.723	16.248	34.828	236.8							
10	<b>1'57.736</b>	25.119	39.254	17.472	35.891	233.2							
<b>25th</b>	<b>5</b>	<b>Tatchakorn BUASRI</b> Honda Team Asia THA											
	Runs=2	Total laps=12		Full laps=9		Valid laps=8							
1	2'43.523	31.232	36.901	17.369	36.747								
2	<b>1'54.163</b>	24.132	36.401	17.254	36.376	237.3							
3	<b>1'52.133</b>	24.334	35.500	16.869	35.430	234.7							
4	<b>1'51.425</b>	24.064	35.454	16.767	35.140	234.7							
5	1'51.000 *	23.960	35.247	16.736	35.057*	234.2							
6	<b>1'50.954</b>	23.867	35.025	16.842	35.220	233.7							
7	<b>1'50.978</b>	23.840	35.223	16.604	35.311	233.7							
8	2'21.095 P	27.820	39.121	20.667	53.487	232.2							
9	8'18.039	28.770	35.769	16.626	44.611								
10	<b>1'50.215</b>	23.671	35.141	16.443	34.960	236.3							
11	<b>1'55.080</b>	27.422	35.770	16.917	34.971	233.2							
12	<b>1'49.658</b>	23.611	34.911	16.472	34.664	237.8							

**Fastest Lap:** Joel KELSO BOE Motorsports AUS **1'47.175** 23.000 34.013 15.870 34.292

These data/results cannot be reproduced, stored and/or transmitted in whole or in part by any manner of electronic, mechanical, photocopying, recording, broadcasting or otherwise now known or herein after developed without the previous express consent by the copyright owner, except for reproduction in daily press and regular printed publications on sale to the public within 60 days of the event related to those data/results and always provided that copyright symbol appears together as follows below.  
© DORNA, 2024



4592 m.

# GRANDE PRÉMIO TISSOT DE PORTUGAL

## Practice Nr. 2

### Best Partial Times

**Moto3™**

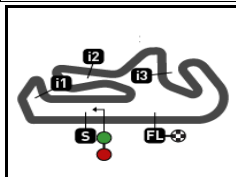
*IT* Ideal Lap Time, sum of the best partial times

*BT* Best Lap Time

T1		T2		T3		T4				IT		BT	
Pos	Rider	Time	Rider	Time	Rider	Time	Rider	Time	Pos	Rider	IT	BT	
1	J.KELSO	23.000	J.RUEDA	33.878	J.KELSO	15.870	J.RUEDA	33.903	1	J.KELSO	1'47.175	1'47.175	(1)
2	D.ALONSO	23.157	J.KELSO	34.013	J.ESTEBAN	16.003	R.ROSSI	34.175	2	J.RUEDA	1'47.213	1'47.322	(2)
3	S.OGDEN	23.166	D.ALONSO	34.033	R.ROSSI	16.012	J.ROULSTONE	34.193	3	D.ALONSO	1'47.401	1'47.486	(3)
4	J.ESTEBAN	23.173	J.ESTEBAN	34.076	D.ALONSO	16.018	D.ALONSO	34.193	4	J.ESTEBAN	1'47.613	1'47.839	(7)
5	R.ROSSI	23.209	A.FERNANDEZ	34.088	I.ORTOLA	16.043	A.FERNANDEZ	34.200	5	A.FERNANDEZ	1'47.621	1'47.683	(4)
6	I.ORTOLA	23.216	J.ROULSTONE	34.116	A.FERNANDEZ	16.073	S.OGDEN	34.236	6	R.ROSSI	1'47.690	1'47.690	(5)
7	A.FERNANDEZ	23.260	D.MUÑOZ	34.117	D.HOLGADO	16.083	S.NEPA	34.289	7	S.OGDEN	1'47.753	1'47.753	(6)
8	M.BERTELLE	23.291	D.HOLGADO	34.164	J.ROULSTONE	16.098	J.KELSO	34.292	8	J.ROULSTONE	1'47.855	1'47.855	(8)
9	Y.YAMANAKA	23.293	S.OGDEN	34.222	J.RUEDA	16.107	I.ORTOLA	34.359	9	I.ORTOLA	1'47.938	1'47.938	(9)
10	C.VEIJER	23.308	L.LUNETTA	34.226	S.OGDEN	16.129	J.ESTEBAN	34.361	10	D.HOLGADO	1'47.986	1'47.986	(10)
11	V.PEREZ	23.324	C.VEIJER	34.227	C.VEIJER	16.133	D.HOLGADO	34.388	11	D.MUÑOZ	1'48.080	1'48.112	(11)
12	J.RUEDA	23.325	S.NEPA	34.243	A.PIQUERAS	16.143	D.MUÑOZ	34.389	12	C.VEIJER	1'48.095	1'48.147	(12)
13	D.HOLGADO	23.351	R.ROSSI	34.294	L.LUNETTA	16.162	F.FARIOLI	34.412	13	L.LUNETTA	1'48.178	1'48.408	(15)
14	D.MUÑOZ	23.359	V.PEREZ	34.319	V.PEREZ	16.185	L.LUNETTA	34.414	14	S.NEPA	1'48.254	1'48.254	(13)
15	N.DETTWILER	23.372	I.ORTOLA	34.320	F.FARIOLI	16.188	N.CARRARO	34.423	15	F.FARIOLI	1'48.398	1'48.398	(14)
16	L.LUNETTA	23.376	F.FARIOLI	34.403	N.DETTWILER	16.188	C.VEIJER	34.427	16	M.BERTELLE	1'48.410	1'48.460	(16)
17	T.SUZUKI	23.385	M.BERTELLE	34.418	D.MUÑOZ	16.215	M.BERTELLE	34.436	17	V.PEREZ	1'48.412	1'48.534	(17)
18	F.FARIOLI	23.395	A.PIQUERAS	34.457	T.SUZUKI	16.230	R.YAMANAKA	34.466	18	R.YAMANAKA	1'48.614	1'48.855	(20)
19	S.NEPA	23.434	N.CARRARO	34.474	R.YAMANAKA	16.234	T.SUZUKI	34.479	19	A.PIQUERAS	1'48.733	1'48.733	(18)
20	J.ROULSTONE	23.448	T.FURUSATO	34.535	J.WHATLEY	16.248	V.PEREZ	34.584	20	T.SUZUKI	1'48.739	1'48.805	(19)
21	A.PIQUERAS	23.534	N.DETTWILER	34.582	T.FURUSATO	16.261	A.PIQUERAS	34.599	21	N.CARRARO	1'48.771	1'48.997	(22)
22	N.CARRARO	23.586	R.YAMANAKA	34.621	M.BERTELLE	16.265	T.BUASRI	34.664	22	N.DETTWILER	1'48.841	1'48.990	(21)
23	T.BUASRI	23.611	T.SUZUKI	34.645	N.CARRARO	16.288	N.DETTWILER	34.699	23	T.FURUSATO	1'49.383	1'49.471	(23)
24	J.WHATLEY	23.679	J.WHATLEY	34.723	S.NEPA	16.288	J.WHATLEY	34.828	24	J.WHATLEY	1'49.478	1'49.478	(24)

These data/results cannot be reproduced, stored and/or transmitted in whole or in part by any manner of electronic, mechanical, photocopying, recording, broadcasting or otherwise now known or herein after developed without the previous express consent by the copyright owner, except for reproduction in daily press and regular printed publications on sale to the public within 60 days of the event related to those data/results and always provided that copyright symbol appears together as follows below.  
© DORNA, 2024





4592 m.

# GRANDE PRÉMIO TISSOT DE PORTUGAL

## Practice Nr. 2

### Best Partial Times


Moto3™

*IT* Ideal Lap Time, sum of the best partial times

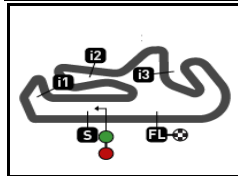
*BT* Best Lap Time

<i>T1</i>			<i>T2</i>			<i>T3</i>			<i>T4</i>				
<i>Pos</i>	<i>Rider</i>	<i>Time</i>	<i>Rider</i>	<i>Time</i>	<i>Rider</i>	<i>Time</i>	<i>Rider</i>	<i>Time</i>	<i>Pos</i>	<i>Rider</i>	<i>IT</i>	<i>BT</i>	
25	T.FURUSATO	23.726	T.BUASRI	34.911	T.BUASRI	16.443	T.FURUSATO	34.861	25	T.BUASRI	1'49.629	1'49.658 (25)	
26	H.AL SAHOUTI	24.106	H.AL SAHOUTI	35.497	H.AL SAHOUTI	16.760	H.AL SAHOUTI	35.702	26	H.AL SAHOUTI	1'52.065	1'52.287 (26)	

These data/results cannot be reproduced, stored and/or transmitted in whole or in part by any manner of electronic, mechanical, photocopying, recording, broadcasting or otherwise now known or herein after developed without the previous express consent by the copyright owner, except for reproduction in daily press and regular printed publications on sale to the public within 60 days of the event related to those data/results and always provided that copyright symbol appears together as follows below.  
© DORNA, 2024

Official MotoGP Timing by   
www.motogp.com






4592 m.

## GRANDE PRÉMIO TISSOT DE PORTUGAL

### Practice Nr. 2

### Fastest Laps Sequence

<i>Practice Time</i>	 <i>Rider</i>	<i>Nation</i>	<i>Motorcycle</i>	<i>Time</i>	<i>Km/h</i>	<i>Rider's Lap</i>
<b>4'01.409</b>	80 David ALONSO	COL	CFMOTO	<b>1'52.019</b>	147.5	2
<b>4'34.271</b>	48 Ivan ORTOLA	SPA	KTM	<b>1'51.688</b>	148.0	2
<b>5'52.759</b>	80 David ALONSO	COL	CFMOTO	<b>1'51.350</b>	148.4	3
<b>6'15.651</b>	99 Jose Antonio RUEDA	SPA	KTM	<b>1'50.872</b>	149.1	3
<b>7'05.723</b>	66 Joel KELSO	AUS	KTM	<b>1'49.814</b>	150.5	3
<b>8'54.870</b>	66 Joel KELSO	AUS	KTM	<b>1'49.147</b>	151.4	4
<b>8'54.904</b>	64 David MUÑOZ	SPA	KTM	<b>1'48.821</b>	151.9	4
<b>13'10.343</b>	80 David ALONSO	COL	CFMOTO	<b>1'48.322</b>	152.6	7
<b>18'36.152</b>	80 David ALONSO	COL	CFMOTO	<b>1'48.236</b>	152.7	10
<b>25'59.124</b>	99 Jose Antonio RUEDA	SPA	KTM	<b>1'48.107</b>	152.9	10
<b>27'13.533</b>	66 Joel KELSO	AUS	KTM	<b>1'47.175</b>	154.2	12

These data/results cannot be reproduced, stored and/or transmitted in whole or in part by any manner of electronic, mechanical, photocopying, recording, broadcasting or otherwise now known or herein after developed without the previous express consent by the copyright owner, except for reproduction in daily press and regular printed publications on sale to the public within 60 days of the event related to those data/results and always provided that copyright symbol appears together as follows below.

© DORNA, 2024