


5245 m.

GRAN PREMIO D'ITALIA OAKLEY
Qualifying Nr. 1
Classification

17

	Rider	Nation	Team	Motorcycle	Time	Lap	Total	Gap	Top Speed
1	73 Alex MARQUEZ	SPA	Gresini Racing MotoGP	DUCATI	1'45.231	7	7		354.0
2	43 Jack MILLER	AUS	Red Bull KTM Factory Racing	KTM	1'45.559	7	7	0.328 0.328	356.4
3	12 Maverick VIÑALES	SPA	Aprilia Racing	APRILIA	1'45.591	6	7	0.360 0.032	354.0
4	21 Franco MORBIDELLI	ITA	Monster Energy Yamaha MotoGP	YAMAHA	1'45.754	3	7	0.523 0.163	355.2
5	20 Fabio QUARTARARO	FRA	Monster Energy Yamaha MotoGP	YAMAHA	1'45.755	7	7	0.524 0.001	354.0
6	30 Takaaki NAKAGAMI	JPN	LCR Honda IDEMITSU	HONDA	1'45.860	7	7	0.629 0.105	352.9
7	51 Michele PIRRO	ITA	Aruba.it Racing	DUCATI	1'46.002	2	7	0.771 0.142	357.6
8	88 Miguel OLIVEIRA	POR	CryptoDATA RNF MotoGP Team	APRILIA	1'46.003	7	7	0.772 0.001	354.0
9	49 Fabio DI GIANNANTONIO	ITA	Gresini Racing MotoGP	DUCATI	1'46.170	7	8	0.939 0.167	354.0
10	25 Raul FERNANDEZ	SPA	CryptoDATA RNF MotoGP Team	APRILIA	1'46.347	2	3	1.116 0.177	354.0
11	37 Augusto FERNANDEZ	SPA	GASGAS Factory Racing Tech3	KTM	1'46.359	7	7	1.128 0.012	352.9
12	32 Lorenzo SAVADORI	ITA	Aprilia Racing	APRILIA	1'47.244	6	6	2.013 0.885	352.9
13	94 Jonas FOLGER	GER	GASGAS Factory Racing Tech3	KTM	1'47.806	7	7	2.575 0.562	348.3

Practice condition: Dry

Air: 23°

Humidity: 73%

Ground: 30°

Fastest Lap:	Lap: 7	Alex MARQUEZ	1'45.231	179.4 Km/h
Best Race Lap:	2022	Francesco BAGNAIA	1'46.588	177.1 Km/h
All Time Lap Record:	2021	Fabio QUARTARARO	1'45.187	179.5 Km/h

The results are provisional until the end of the limit for protest and appeals.

Time limit for protest expires 30' after publication of the results - Time:

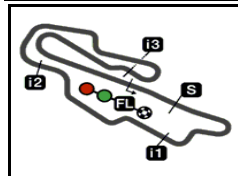
These data/results cannot be reproduced, stored and/or transmitted in whole or in part by any manner of electronic, mechanical, photocopying, recording, broadcasting or otherwise now known or herein after developed without the previous express consent by the copyright owner, except for reproduction in daily press and regular printed publications on sale to the public within 60 days of the event related to those data/results and always provided that copyright symbol appears together as follows below.

© DORNA, 2023

Official MotoGP Timing by **TISSOT**
 www.motogp.com

Mugello, Saturday, June 10, 2023





5245 m.

GRAN PREMIO D'ITALIA OAKLEY**Qualifying Nr. 1****Top Speed & Average****18**

<i>Rider</i>	<i>Nation</i>	<i>Motorcycle</i>	<i>Top 5 speeds</i>					<i>Average</i>	<i>Top</i>
51 Michele PIRRO	ITA	DUCATI	357.6	356.4	355.2	354.0	350.6	354.8	357.6
43 Jack MILLER	AUS	KTM	356.4	355.2	354.0	354.0	352.9	354.5	356.4
21 Franco MORBIDELLI	ITA	YAMAHA	355.2	355.2	350.6	343.9	341.7	349.3	355.2
12 Maverick VIÑALES	SPA	APRILIA	354.0	352.9	352.9	352.9	352.9	353.1	354.0
20 Fabio QUARTARARO	FRA	YAMAHA	354.0	350.6	350.6	349.5	348.3	350.6	354.0
25 Raul FERNANDEZ	SPA	APRILIA	354.0	350.6	218.6	216.0		284.8	354.0
49 Fabio DI GIANNANTONIO	ITA	DUCATI	354.0	354.0	350.6	349.5	346.1	350.8	354.0
73 Alex MARQUEZ	SPA	DUCATI	354.0	352.9	351.7	351.7	350.6	352.2	354.0
88 Miguel OLIVEIRA	POR	APRILIA	354.0	354.0	352.9	352.9	351.7	353.1	354.0
30 Takaaki NAKAGAMI	JPN	HONDA	352.9	351.7	349.5	349.5	348.3	350.4	352.9
32 Lorenzo SAVADORI	ITA	APRILIA	352.9	351.7	350.6	349.5	212.1	323.4	352.9
37 Augusto FERNANDEZ	SPA	KTM	352.9	350.6	350.6	348.3	348.3	350.1	352.9
94 Jonas FOLGER	GER	KTM	348.3	348.3	347.2	345.0	343.9	346.5	348.3

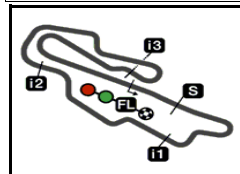
These data/results cannot be reproduced, stored and/or transmitted in whole or in part by any manner of electronic, mechanical, photocopying, recording, broadcasting or otherwise now known or herein after developed without the previous express consent by the copyright owner, except for reproduction in daily press and regular printed publications on sale to the public within 60 days of the event related to those data/results and always provided that copyright symbol appears together as follows below.

© DORNA, 2023

Official MotoGP Timing by **TISSOT**
www.motogp.com



Mugello, Saturday, June 10, 2023



5245 m.

GRAN PREMIO D'ITALIA OAKLEY

Qualifying Nr. 1

Chronological Analysis of Performances

19

* Lap / Sector time cancelled T1 Time from finish line to 1st intermediate T3 Time from 2nd intermed. to 3rd intermed.
 P Crossing the finish line in pit lane T2 Time from 1st intermed. to 2nd intermed. T4 Time from 3rd intermediate to finish line
 **Tyre data subject to further updates

Lap	Lap Time	T1	T2	T3	T4	Speed	Lap	Lap Time	T1	T2	T3	T4	Speed		
1st	73	Alex MARQUEZ DUCATI SPA						4th	21	Franco MORBIDELLI YAMAHA ITA					
		Gresini Racing MotoGP								Monster Energy Yamaha MotoGP					
		Runs=2	Total laps=7	Full laps=4	Valid laps=4				Runs=2	Total laps=7	Full laps=4	Valid laps=3			
Run #	1	Front Tyre	Slick-Soft	Rear Tyre	Slick-Soft		Run #	1	Front Tyre	Slick-Hard	Rear Tyre	Slick-Soft			
		New Tyre		New Tyre					New Tyre		New Tyre				
1	2'03.265	30.959	24.103	35.708	24.645	211.7	1	1'55.906	29.235	23.417	35.285	24.338	214.7		
2	1'45.701	24.830	22.443	34.579	23.849	352.9	2	1'45.995	24.992	22.480	34.572	23.951	355.2		
3	1'45.298	24.549	22.298	34.589	23.862	350.6	3	1'45.754	24.733	22.432	34.567	24.022	355.2		
4	54.283 P	26.843				351.7	4	55.170 P	27.375				350.6		
Run #	2	Front Tyre	Slick-Soft	Rear Tyre	Slick-Soft		Run #	2	Front Tyre	Slick-Hard	Rear Tyre	Slick-Soft			
		4 Laps at start		New Tyre					4 Laps at start		New Tyre				
5	2'27.459	37.585	29.416	55.088	25.370	167.7	5	2'27.456	36.145	30.192	54.447	26.672	143.2		
6	1'51.487	24.823	27.660	35.137	23.867	354.0	6	2'03.963	25.344	30.688	40.653	27.278	343.9		
7	1'45.231	24.616	22.260	34.556	23.799	351.7	7	1'46.492 *	25.117	22.508	34.696	24.171*	341.7		
2nd	43	Jack MILLER KTM AUS						5th	20	Fabio QUARTARARO YAMAHA FRA					
		Red Bull KTM Factory Racing								Monster Energy Yamaha MotoGP					
		Runs=2	Total laps=7	Full laps=4	Valid laps=3				Runs=2	Total laps=7	Full laps=4	Valid laps=4			
Run #	1	Front Tyre	Slick-Soft	Rear Tyre	Slick-Soft		Run #	1	Front Tyre	Slick-Hard	Rear Tyre	Slick-Soft			
		New Tyre		New Tyre					New Tyre		New Tyre				
1	2'04.774	29.614	23.930	36.340	24.809	227.8	1	2'15.373	28.902	23.044	35.318	24.351	216.8		
2	1'46.337	24.840	22.454	34.775	24.268	356.4	2	1'45.991	24.879	22.429	34.563	24.120	350.6		
3	1'45.839	24.739	22.220	34.844	24.036	355.2	3	1'45.924	24.804	22.335	34.605	24.180	350.6		
4	56.126 P	28.019				354.0	4	57.087 P	28.449				349.5		
Run #	2	Front Tyre	Slick-Soft	Rear Tyre	Slick-Soft		Run #	2	Front Tyre	Slick-Hard	Rear Tyre	Slick-Soft			
		4 Laps at start		New Tyre					4 Laps at start		New Tyre				
5	1'54.041	29.186	23.875	36.251	24.729	225.0	5	2'25.857	37.271	29.580	53.097	25.909	161.4		
6	1'56.139 *	24.814	24.268	37.305	29.752*	349.5	6	2'03.466	25.072	30.706	41.718	25.970	354.0		
7	1'45.559	24.780	22.260	34.579	23.940	352.9	7	1'45.755	24.950	22.299	34.403	24.103	348.3		
	PIT	26.059	26.376	37.335	28.272	354.0									
3rd	12	Maverick VIÑALES APRILIA SPA						6th	30	Takaaki NAKAGAMI HONDA JPN					
		Aprilia Racing								LCR Honda IDEMITSU					
		Runs=2	Total laps=7	Full laps=4	Valid laps=4				Runs=2	Total laps=7	Full laps=4	Valid laps=4			
Run #	1	Front Tyre	Slick-Hard	Rear Tyre	Slick-Soft		Run #	1	Front Tyre	Slick-Medium	Rear Tyre	Slick-Soft			
		New Tyre		New Tyre					New Tyre		New Tyre				
1	1'55.163	28.890	23.142	35.690	24.372	219.0	1	2'05.306	32.271	24.672	38.057	24.871	192.1		
2	1'46.148	24.841	22.445	34.799	24.063	352.9	2	1'46.704	25.083	22.731	34.743	24.147	352.9		
3	1'45.929	24.712	22.421	34.640	24.156	352.9	3	1'46.139	24.880	22.519	34.697	24.043	351.7		
4	54.173 P	27.076				352.9	4	56.407 P	27.459				349.5		
Run #	2	Front Tyre	Slick-Hard	Rear Tyre	Slick-Soft		Run #	2	Front Tyre	Slick-Medium	Rear Tyre	Slick-Soft			
		4 Laps at start		New Tyre					4 Laps at start		New Tyre				
5	1'51.900	28.943	23.176	35.041	24.740	218.1	5	2'18.888	33.515	34.931	45.690	24.752	194.9		
6	1'45.591	24.672	22.388	34.516	24.015	354.0	6	1'47.886	25.200	22.983	34.899	24.804	349.5		
7	1'45.707	24.626	22.304	34.651	24.126	352.9	7	1'45.860	24.824	22.419	34.546	24.071	348.3		

Fastest Lap: Alex MARQUEZ Gresini Racing MotoG SPA 1'45.231 24.616 22.260 34.556 23.799

These data/results cannot be reproduced, stored and/or transmitted in whole or in part by any manner of electronic, mechanical, photocopying, recording, broadcasting or otherwise now known or herein after developed without the previous express consent by the copyright owner, except for reproduction in daily press and regular printed publications on sale to the public within 60 days of the event related to those data/results and always provided that copyright symbol appears together as follows below.
 © DORNA, 2023



Qualifying Nr. 1

MotoGP

Lap	Lap Time	T1	T2	T3	T4	Speed	Lap	Lap Time	T1	T2	T3	T4	Speed
7th	51	Michele PIRRO		DUCATI		ITA	unfinished	29.622	23.984	35.188			218.6
		Aruba.it Racing											
		Runs=2	Total laps=7	Full laps=4	Valid laps=4								
Run #	1	Front Tyre	Slick-Soft	Rear Tyre	Slick-Soft								
		New Tyre		New Tyre									
1	2'15.550	31.805	22.967	35.029	24.145	131.8							
2	1'46.002	24.834	22.482	34.762	23.924	356.4							
3	1'46.281	24.785	22.505	34.959	24.032	357.6							
4	56.267 P	27.286				350.6							
Run #	2	Front Tyre	Slick-Soft	Rear Tyre	Slick-Soft								
		4 Laps at start		New Tyre									
5	2'28.888	40.935	29.681	53.076	25.196	126.6							
6	2'03.418	25.322	31.159	40.901	26.036	355.2							
7	1'47.228	25.182	22.760	35.044	24.242	354.0							
8th	88	Miguel OLIVEIRA		APRILIA		POR							
		CryptoDATA RNF MotoGP Team											
		Runs=2	Total laps=7	Full laps=4	Valid laps=3								
Run #	1	Front Tyre	Slick-Hard	Rear Tyre	Slick-Soft								
		New Tyre		New Tyre									
1	2'22.397	30.317	24.059	35.597	24.491	216.8							
2	1'46.697	24.883	22.740	34.833	24.241	354.0							
3	1'46.259	24.740	22.553	34.764	24.202	354.0							
4	55.208 P	27.359				352.9							
Run #	2	Front Tyre	Slick-Hard	Rear Tyre	Slick-Soft								
		4 Laps at start		New Tyre									
5	2'00.830	37.037	23.857	35.628	24.308	211.3							
6	1'47.375 *	24.729	22.460	34.607	25.579*	352.9							
7	1'46.003	24.642	22.655	34.658	24.048	351.7							
9th	49	Fabio DI GIANNANTONI		DUCATI		ITA							
		Gresini Racing MotoGP											
		Runs=2	Total laps=8	Full laps=5	Valid laps=4								
Run #	1	Front Tyre	Slick-Soft	Rear Tyre	Slick-Soft								
		New Tyre		New Tyre									
1	1'56.810	29.659	23.490	35.225	24.259	216.8							
2	1'46.359	25.002	22.600	34.774	23.983	354.0							
3	1'46.526	25.048	22.579	34.893	24.006	354.0							
4	54.987 P	27.020				350.6							
Run #	2	Front Tyre	Slick-Soft	Rear Tyre	Slick-Soft								
		4 Laps at start		New Tyre									
5	1'54.590	29.238	23.689	36.481	25.182	221.3							
6	1'53.892 *	24.906	22.508	36.276	30.202*	349.5							
7	1'46.170	24.877	22.344	34.798	24.151	346.1							
8	1'46.345	24.850	22.426	34.883	24.186	345.0							
10th	25	Raul FERNANDEZ		APRILIA		SPA							
		CryptoDATA RNF MotoGP Team											
		Runs=2	Total laps=3	Full laps=1	Valid laps=1								
Run #	1	Front Tyre	Slick-Hard	Rear Tyre	Slick-Soft								
		New Tyre		New Tyre									
1	1'55.437	29.418	23.178	35.226	24.347	216.0							
2	1'46.347	25.047	22.534	34.729	24.037	354.0							
3	59.870 P	29.324				350.6							
Run #	2	Front Tyre	Slick-Hard	Rear Tyre	Slick-Soft								
		3 Laps at start		New Tyre									
11th	37	Augusto FERNANDEZ		KTM		SPA							
		GASGAS Factory Racing Tech3											
		Runs=2	Total laps=7	Full laps=4	Valid laps=3								
Run #	1	Front Tyre	Slick-Soft	Rear Tyre	Slick-Soft								
		New Tyre		New Tyre									
1	2'03.628	31.368	24.527	35.817	24.420	208.4							
2	1'46.511	24.924	22.625	34.848	24.114	352.9							
3	58.242 P	27.792				350.6							
Run #	2	Front Tyre	Slick-Soft	Rear Tyre	Slick-Soft								
		3 Laps at start		New Tyre									
4	1'54.218	29.794	24.369	35.786	24.269	217.3							
5	1'53.767 *	24.813	22.584	36.720	29.650*	350.6							
6	1'46.432	24.920	22.677	34.758	24.077	348.3							
7	1'46.359	24.954	22.469	34.810	24.126	348.3							
12th	32	Lorenzo SAVADORI		APRILIA		ITA							
		Aprilia Racing											
		Runs=2	Total laps=6	Full laps=3	Valid laps=3								
Run #	1	Front Tyre	Slick-Hard	Rear Tyre	Slick-Soft								
		New Tyre		New Tyre									
1	1'55.618	29.850	23.181	36.074	24.685	212.1							
2	1'47.271	25.370	22.754	35.005	24.142	352.9							
3	56.839 P	27.183				350.6							
Run #	2	Front Tyre	Slick-Hard	Rear Tyre	Slick-Soft								
		3 Laps at start		New Tyre									
4	2'27.836	38.089	29.912	54.431	25.404	163.3							
5	2'01.568	25.053	26.956	43.931	25.628	351.7							
6	1'47.244	25.324	22.727	35.031	24.162	349.5							
13th	94	Jonas FOLGER		KTM		GER							
		GASGAS Factory Racing Tech3											
		Runs=2	Total laps=7	Full laps=4	Valid laps=3								
Run #	1	Front Tyre	Slick-Medium	Rear Tyre	Slick-Soft								
		New Tyre		New Tyre									
1	2'27.567	31.177	24.627	36.408	24.920	216.0							
2	1'48.427	25.405	23.155	35.405	24.462	348.3							
3	1'48.314	25.394	23.063	35.390	24.467	348.3							
4	55.951 P	26.941				343.9							
Run #	2	Front Tyre	Slick-Medium	Rear Tyre	Slick-Soft								
		4 Laps at start		New Tyre									
5	2'05.082	31.435	29.353	38.534	25.760	216.4							
6	1'49.366 *	25.843	23.271	35.595	24.657*	347.2							
7	1'47.806	25.311	22.928	35.191	24.376	345.0							

Fastest Lap: Alex MARQUEZ Gresini Racing MotoG SPA **1'45.231** 24.616 22.260 34.556 23.799

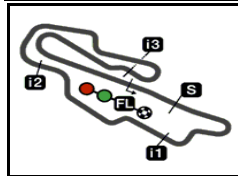
These data/results cannot be reproduced, stored and/or transmitted in whole or in part by any manner of electronic, mechanical, photocopying, recording, broadcasting or otherwise now known or herein after developed without the previous express consent by the copyright owner, except for reproduction in daily press and regular printed publications on sale to the public within 60 days of the event related to those data/results and always provided that copyright symbol appears together as follows below.
© DORNA, 2023

Official MotoGP Timing by TISSOT
www.motogp.com

Mugello, Saturday, June 10, 2023

Page 2 of 2





5245 m.

GRAN PREMIO D'ITALIA OAKLEY*After the Qualifying Nr. 1***Event Best Maximum Speed**

<i>Rider</i>	<i>Nation</i>	<i>Team</i>	<i>Motorcycle</i>	<i>Km/h</i>	
5 Johann ZARCO	FRA	Prima Pramac Racing	DUCATI	361.2	Free Practice
89 Jorge MARTIN	SPA	Prima Pramac Racing	DUCATI	360.0	Practice Nr. 2
73 Alex MARQUEZ	SPA	Gresini Racing MotoGP	DUCATI	358.8	Practice Nr. 2
23 Enea BASTIANINI	ITA	Ducati Lenovo Team	DUCATI	358.8	Practice Nr. 2
33 Brad BINDER	RSA	Red Bull KTM Factory Racing	KTM	358.8	Practice Nr. 2
43 Jack MILLER	AUS	Red Bull KTM Factory Racing	KTM	357.6	Practice Nr. 2
51 Michele PIRRO	ITA	Aruba.it Racing	DUCATI	357.6	Qualifying Nr. 1
10 Luca MARINI	ITA	Mooney VR46 Racing Team	DUCATI	356.4	Free Practice
88 Miguel OLIVEIRA	POR	CryptoDATA RNF MotoGP Team	APRILIA	356.4	Practice Nr. 2
41 Aleix ESPARGARO	SPA	Aprilia Racing	APRILIA	356.4	Free Practice
25 Raul FERNANDEZ	SPA	CryptoDATA RNF MotoGP Team	APRILIA	355.2	Practice Nr. 2
21 Franco MORBIDELLI	ITA	Monster Energy Yamaha MotoGP	YAMAHA	355.2	Qualifying Nr. 1
32 Lorenzo SAVADORI	ITA	Aprilia Racing	APRILIA	355.2	Practice Nr. 1
1 Francesco BAGNAIA	ITA	Ducati Lenovo Team	DUCATI	355.2	Free Practice
20 Fabio QUARTARARO	FRA	Monster Energy Yamaha MotoGP	YAMAHA	354.0	Qualifying Nr. 1
12 Maverick VIÑALES	SPA	Aprilia Racing	APRILIA	354.0	Qualifying Nr. 1
49 Fabio DI GIANNANTONIO	ITA	Gresini Racing MotoGP	DUCATI	354.0	Qualifying Nr. 1
72 Marco BEZZECCHI	ITA	Mooney VR46 Racing Team	DUCATI	354.0	Practice Nr. 2
42 Alex RINS	SPA	LCR Honda CASTROL	HONDA	354.0	Practice Nr. 2
30 Takaaki NAKAGAMI	JPN	LCR Honda IDEMITSU	HONDA	352.9	Qualifying Nr. 1
37 Augusto FERNANDEZ	SPA	GASGAS Factory Racing Tech3	KTM	352.9	Qualifying Nr. 1
93 Marc MARQUEZ	SPA	Repsol Honda Team	HONDA	352.9	Practice Nr. 2
36 Joan MIR	SPA	Repsol Honda Team	HONDA	352.9	Practice Nr. 2
94 Jonas FOLGER	GER	GASGAS Factory Racing Tech3	KTM	350.6	Free Practice

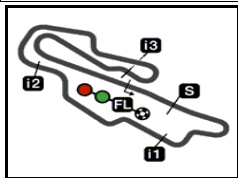
These data/results cannot be reproduced, stored and/or transmitted in whole or in part by any manner of electronic, mechanical, photocopying, recording, broadcasting or otherwise now known or herein after developed without the previous express consent by the copyright owner, except for reproduction in daily press and regular printed publications on sale to the public within 60 days of the event related to those data/results and always provided that copyright symbol appears together as follows below.

© DORNA, 2023

Official MotoGP Timing by TISSOT
www.motogp.com

Mugello, Saturday, June 10, 2023





5245 m.

GRAN PREMIO D'ITALIA OAKLEY

Qualifying Nr. 1

Best Partial Times

MotoGP™

IT Ideal Lap Time, sum of the best partial times

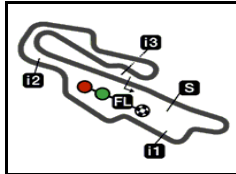
BT Best Lap Time

T1			T2			T3			T4				
Pos	Rider	Time	Rider	Time	Rider	Time	Rider	Time	Pos	Rider	IT	BT	
1	A.MARQUEZ	24.549	J.MILLER	22.220	F.QUARTARARO	34.403	A.MARQUEZ	23.799	1	A.MARQUEZ	1'45.164	1'45.231 (1)	
2	M.VIÑALES	24.626	A.MARQUEZ	22.260	M.VIÑALES	34.516	M.PIRRO	23.924	2	M.VIÑALES	1'45.461	1'45.591 (3)	
3	M.OLIVEIRA	24.642	F.QUARTARARO	22.299	T.NAKAGAMI	34.546	J.MILLER	23.940	3	J.MILLER	1'45.478	1'45.559 (2)	
4	F.MORBIDELLI	24.733	M.VIÑALES	22.304	A.MARQUEZ	34.556	F.MORBIDELLI	23.951	4	F.QUARTARAR	1'45.609	1'45.755 (5)	
5	J.MILLER	24.739	F.DI GIANNANTO	22.344	F.MORBIDELLI	34.567	F.DI GIANNANTO	23.983	5	F.MORBIDELLI	1'45.683	1'45.754 (4)	
6	M.PIRRO	24.785	T.NAKAGAMI	22.419	J.MILLER	34.579	M.VIÑALES	24.015	6	M.OLIVEIRA	1'45.757	1'46.003 (8)	
7	F.QUARTARARO	24.804	F.MORBIDELLI	22.432	M.OLIVEIRA	34.607	R.FERNANDEZ	24.037	7	T.NAKAGAMI	1'45.832	1'45.860 (6)	
8	A.FERNANDEZ	24.813	M.OLIVEIRA	22.460	R.FERNANDEZ	34.729	T.NAKAGAMI	24.043	8	F.DI GIANNAN	1'45.951	1'46.170 (9)	
9	T.NAKAGAMI	24.824	A.FERNANDEZ	22.469	A.FERNANDEZ	34.758	M.OLIVEIRA	24.048	9	M.PIRRO	1'45.953	1'46.002 (7)	
10	F.DI GIANNANTO	24.850	M.PIRRO	22.482	M.PIRRO	34.762	A.FERNANDEZ	24.077	10	A.FERNANDEZ	1'46.117	1'46.359 (11)	
11	R.FERNANDEZ	25.047	R.FERNANDEZ	22.534	F.DI GIANNANTO	34.774	F.QUARTARARO	24.103	11	R.FERNANDEZ	1'46.347	1'46.347 (10)	
12	L.SAVADORI	25.053	L.SAVADORI	22.727	L.SAVADORI	35.005	L.SAVADORI	24.142	12	L.SAVADORI	1'46.927	1'47.244 (12)	
13	J.FOLGER	25.311	J.FOLGER	22.928	J.FOLGER	35.191	J.FOLGER	24.376	13	J.FOLGER	1'47.806	1'47.806 (13)	

These data/results cannot be reproduced, stored and/or transmitted in whole or in part by any manner of electronic, mechanical, photocopying, recording, broadcasting or otherwise now known or herein after developed without the previous express consent by the copyright owner, except for reproduction in daily press and regular printed publications on sale to the public within 60 days of the event related to those data/results and always provided that copyright symbol appears together as follows below.
© DORNA, 2023


Official MotoGP Timing by **TISSOT**
www.motogp.com





5245 m.

GRAN PREMIO D'ITALIA OAKLEY**Qualifying Nr. 1****Fastest Laps Sequence**

<i>Practice Time</i>	 <i>Rider</i>	<i>Nation</i>	<i>Motorcycle</i>	<i>Time</i>	<i>Km/h</i>	<i>Rider's Lap</i>
3'41.311	12 Maverick VIÑALES	SPA	APRILIA	1'46.148	177.8	2
3'41.901	21 Franco MORBIDELLI	ITA	YAMAHA	1'45.995	178.1	2
3'48.966	73 Alex MARQUEZ	SPA	DUCATI	1'45.701	178.6	2
5'34.264	73 Alex MARQUEZ	SPA	DUCATI	1'45.298	179.3	3
15'46.700	73 Alex MARQUEZ	SPA	DUCATI	1'45.231	179.4	7

These data/results cannot be reproduced, stored and/or transmitted in whole or in part by any manner of electronic, mechanical, photocopying, recording, broadcasting or otherwise now known or herein after developed without the previous express consent by the copyright owner, except for reproduction in daily press and regular printed publications on sale to the public within 60 days of the event related to those data/results and always provided that copyright symbol appears together as follows below.

© DORNA, 2023

