


5245 m.

GRAN PREMIO D'ITALIA OAKLEY

Free Practice Classification

10

	Rider	Nation	Team	Motorcycle	Time	Lap	Total	Gap	Top Speed
1	1 Francesco BAGNAIA	ITA	Ducati Lenovo Team	DUCATI	1'46.314	8	14		355.2
2	10 Luca MARINI	ITA	Mooney VR46 Racing Team	DUCATI	1'46.459	16	16	0.145 0.145	356.4
3	20 Fabio QUARTARARO	FRA	Monster Energy Yamaha MotoGP	YAMAHA	1'46.491	9	12	0.177 0.032	354.0
4	21 Franco MORBIDELLI	ITA	Monster Energy Yamaha MotoGP	YAMAHA	1'46.522	13	13	0.208 0.031	350.6
5	43 Jack MILLER	AUS	Red Bull KTM Factory Racing	KTM	1'46.555	14	14	0.241 0.033	355.2
6	5 Johann ZARCO	FRA	Prima Pramac Racing	DUCATI	1'46.593	6	13	0.279 0.038	361.2
7	89 Jorge MARTIN	SPA	Prima Pramac Racing	DUCATI	1'46.722	6	14	0.408 0.129	358.8
8	73 Alex MARQUEZ	SPA	Gresini Racing MotoGP	DUCATI	1'46.779	4	13	0.465 0.057	355.2
9	88 Miguel OLIVEIRA	POR	CryptoDATA RNF MotoGP Team	APRILIA	1'46.779	4	15	0.465	352.9
10	12 Maverick VIÑALES	SPA	Aprilia Racing	APRILIA	1'46.797	6	13	0.483 0.018	350.6
11	33 Brad BINDER	RSA	Red Bull KTM Factory Racing	KTM	1'46.891	5	14	0.577 0.094	356.4
12	42 Alex RINS	SPA	LCR Honda CASTROL	HONDA	1'46.903	10	14	0.589 0.012	348.3
13	93 Marc MARQUEZ	SPA	Repsol Honda Team	HONDA	1'46.922	6	13	0.608 0.019	351.7
14	23 Enea BASTIANINI	ITA	Ducati Lenovo Team	DUCATI	1'47.031	4	14	0.717 0.109	354.0
15	41 Aleix ESPARGARO	SPA	Aprilia Racing	APRILIA	1'47.032	4	11	0.718 0.001	356.4
16	72 Marco BEZZECCHI	ITA	Mooney VR46 Racing Team	DUCATI	1'47.098	15	15	0.784 0.066	351.7
17	30 Takaaki NAKAGAMI	JPN	LCR Honda IDEMITSU	HONDA	1'47.111	4	14	0.797 0.013	351.7
18	49 Fabio DI GIANNANTONIO	ITA	Gresini Racing MotoGP	DUCATI	1'47.177	4	11	0.863 0.066	349.5
19	37 Augusto FERNANDEZ	SPA	GASGAS Factory Racing Tech3	KTM	1'47.183	8	13	0.869 0.006	347.2
20	51 Michele PIRRO	ITA	Aruba.it Racing	DUCATI	1'47.260	8	8	0.946 0.077	352.9
21	32 Lorenzo SAVADORI	ITA	Aprilia Racing	APRILIA	1'47.826	10	13	1.512 0.566	350.6
22	25 Raul FERNANDEZ	SPA	CryptoDATA RNF MotoGP Team	APRILIA	1'48.031	8	8	1.717 0.205	345.0
23	94 Jonas FOLGER	GER	GASGAS Factory Racing Tech3	KTM	1'49.098	14	14	2.784 1.067	350.6

Practice condition: Dry
Air: 25°
Humidity: 74%
Ground: 29°

Fastest Lap:	Lap: 8	Francesco BAGNAIA	1'46.314	177.6 Km/h
Best Race Lap:	2022	Francesco BAGNAIA	1'46.588	177.1 Km/h
All Time Lap Record:	2021	Fabio QUARTARARO	1'45.187	179.5 Km/h

The results are provisional until the end of the limit for protest and appeals.

Time limit for protest expires 30' after publication of the results - Time:

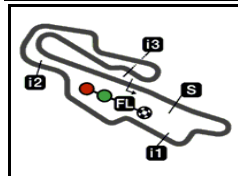
These data/results cannot be reproduced, stored and/or transmitted in whole or in part by any manner of electronic, mechanical, photocopying, recording, broadcasting or otherwise now known or herein after developed without the previous express consent by the copyright owner, except for reproduction in daily press and regular printed publications on sale to the public within 60 days of the event related to those data/results and always provided that copyright symbol appears together as follows below.

© DORNA, 2023

Official MotoGP Timing by TISSOT
www.motogp.com

Mugello, Saturday, June 10, 2023





5245 m.

GRAN PREMIO D'ITALIA OAKLEY

Free Practice

Top Speed & Average

12



Rider	Nation	Motorcycle	Top 5 speeds					Average	Top
5 Johann ZARCO	FRA	DUCATI	361.2	360.0	349.5	348.3	347.2	351.0	361.2
89 Jorge MARTIN	SPA	DUCATI	358.8	357.6	356.4	352.9	352.9	354.9	358.8
10 Luca MARINI	ITA	DUCATI	356.4	351.7	350.6	349.5	348.3	350.8	356.4
33 Brad BINDER	RSA	KTM	356.4	355.2	355.2	355.2	355.2	355.4	356.4
41 Aleix ESPARGARO	SPA	APRILIA	356.4	354.0	350.6	349.5	349.5	352.0	356.4
1 Francesco BAGNAIA	ITA	DUCATI	355.2	354.0	354.0	352.9	352.9	353.8	355.2
43 Jack MILLER	AUS	KTM	355.2	354.0	352.9	352.9	351.7	353.3	355.2
73 Alex MARQUEZ	SPA	DUCATI	355.2	352.9	351.7	351.7	351.7	352.6	355.2
20 Fabio QUARTARARO	FRA	YAMAHA	354.0	352.9	350.6	349.5	349.5	351.0	354.0
23 Enea BASTIANINI	ITA	DUCATI	354.0	352.9	352.9	352.9	352.9	353.1	354.0
51 Michele PIRRO	ITA	DUCATI	352.9	351.7	351.7	349.5	346.1	349.7	352.9
88 Miguel OLIVEIRA	POR	APRILIA	352.9	352.9	351.7	351.7	350.6	352.0	352.9
30 Takaaki NAKAGAMI	JPN	HONDA	351.7	350.6	350.6	349.5	346.1	349.7	351.7
72 Marco BEZZECCHI	ITA	DUCATI	351.7	351.7	350.6	350.6	349.5	350.2	351.7
93 Marc MARQUEZ	SPA	HONDA	351.7	350.6	349.5	349.5	348.3	349.7	351.7
12 Maverick VIÑALES	SPA	APRILIA	350.6	350.6	350.6	349.5	349.5	350.2	350.6
21 Franco MORBIDELLI	ITA	YAMAHA	350.6	349.5	346.1	345.0	345.0	346.4	350.6
32 Lorenzo SAVADORI	ITA	APRILIA	350.6	349.5	349.5	347.2	347.2	348.5	350.6
94 Jonas FOLGER	GER	KTM	350.6	349.5	349.5	347.2	346.1	347.9	350.6
49 Fabio DI GIANNANTONIO	ITA	DUCATI	347.2	346.1	346.1	345.0	343.9	345.7	349.5
42 Alex RINS	SPA	HONDA	348.3	347.2	347.2	346.1	346.1	346.7	348.3
37 Augusto FERNANDEZ	SPA	KTM	347.2	347.2	346.1	345.0	345.0	345.9	347.2
25 Raul FERNANDEZ	SPA	APRILIA	345.0	343.9	343.9	343.9	343.9	344.1	345.0

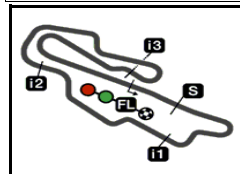
These data/results cannot be reproduced, stored and/or transmitted in whole or in part by any manner of electronic, mechanical, photocopying, recording, broadcasting or otherwise now known or herein after developed without the previous express consent by the copyright owner, except for reproduction in daily press and regular printed publications on sale to the public within 60 days of the event related to those data/results and always provided that copyright symbol appears together as follows below.

© DORNA, 2023

Official MotoGP Timing by TISSOT
www.motogp.com



Mugello, Saturday, June 10, 2023



5245 m.

GRAN PREMIO D'ITALIA OAKLEY

Free Practice

Chronological Analysis of Performances

13

* Lap / Sector time cancelled T1 Time from finish line to 1st intermediate T3 Time from 2nd intermed. to 3rd intermed.
 P Crossing the finish line in pit lane T2 Time from 1st intermed. to 2nd intermed. T4 Time from 3rd intermediate to finish line
 **Tyre data subject to further updates

Lap	Lap Time	T1	T2	T3	T4	Speed	Lap	Lap Time	T1	T2	T3	T4	Speed	
1st	1	Francesco BAGNAIA DUCATI ITA Ducati Lenovo Team						13	56.376 P	27.160*				350.6
		Runs=3	Total laps=14	Full laps=9	Valid laps=7		Run #	4	Front Tyre	Slick-Hard	Rear Tyre	Slick-Soft		
									17 Laps at start				3 Laps at start	
Run #	1	Front Tyre	Slick-Medium	Rear Tyre	Slick-Soft		14	1'55.035	30.623	23.904	36.001	24.507	204.5	
		New Tyre		3 Laps at start			15	1'47.157	25.092	22.752	35.093	24.220	348.3	
1	2'25.888	33.060	24.651	36.414	24.526	189.4	16	1'46.459	24.856	22.528	34.943	24.132	349.5	
2	1'48.836	25.275	23.747	35.506	24.308	354.0								
3	1'55.787 *	29.137*	25.836	36.549	24.265	350.6								
4	1'46.398	24.953	22.605	34.865	23.975	354.0								
5	50.857 P	24.917				352.9								
	20	Fabio QUARTARARO YAMAHA FRA Monster Energy Yamaha MotoGP						Run #	1	Front Tyre	Slick-Medium	Rear Tyre	Slick-Soft	
		Runs=3	Total laps=12	Full laps=7	Valid laps=5				4 Laps at start		4 Laps at start			
Run #	2	Front Tyre	Slick-Hard	Rear Tyre	Slick-Soft		1	2'38.660	30.446	23.898	36.151	24.721	205.7	
		6 Laps at start			8 Laps at start			2	1'47.420	25.258	22.789	35.062	24.311	347.2
6	1'55.061	31.592	23.695	35.481	24.293	200.0	3	1'47.567 *	25.227*	22.645	35.344	24.351	349.5	
7	1'46.719	24.996	22.749	34.924	24.050	345.0	4	1'47.349	25.158	22.658	35.198	24.335	349.5	
8	1'46.314	24.931	22.581	34.904	23.898	349.5	5	1'47.281	25.271	22.612	35.161	24.237	350.6	
9	1'55.975	32.099	24.687	35.149	24.040	349.5	6	1'00.158 P	30.269				349.5	
10	1'46.685	25.017	22.632	35.010	24.026	355.2	Run #	2	Front Tyre	Slick-Hard	Rear Tyre	Slick-Soft		
11	1'57.295 P	24.869	22.509	34.960	34.957	352.9			7 Laps at start		3 Laps at start			
Run #	3	Front Tyre	Slick-Hard	Rear Tyre	Slick-Soft		7	1'54.166	30.353	23.744	35.602	24.467	214.7	
		12 Laps at start			14 Laps at start			8	1'47.103	25.165	22.696	34.945	24.297	345.0
12	1'57.876	32.784	24.055	36.242	24.795	190.4	9	1'46.491	24.976	22.501	34.831	24.183	346.1	
13	1'49.609 *	26.389*	23.378	35.533	24.309	351.7	10	1'58.133 P	24.963	22.528*	40.488*	30.154	348.3	
14	1'47.034	25.012	22.740	35.162	24.120	351.7	Run #	3	Front Tyre	Slick-Hard	Rear Tyre	Slick-Soft		
2nd	10	Luca MARINI DUCATI ITA Mooney VR46 Racing Team								11 Laps at start		7 Laps at start		
		Runs=4	Total laps=16	Full laps=9	Valid laps=9		11	1'52.805	29.526	23.531	35.432	24.316	211.7	
Run #	1	Front Tyre	Slick-Soft	Rear Tyre	Slick-Soft		12	1'46.880 *	25.182*	22.590	34.922	24.186	354.0	
		14 Laps at start			9 Laps at start				PIT	26.081			352.9	
1	2'01.315	30.247	23.886	36.104	24.560	207.6								
2	1'48.418	25.480	22.945	35.653	24.340	356.4								
3	54.185 P	26.833				332.3								
Run #	2	Front Tyre	Slick-Hard	Rear Tyre	Slick-Soft		4th	21	Franco MORBIDELLI YAMAHA ITA Monster Energy Yamaha MotoGP					
		7 Laps at start			4 Laps at start					Runs=3	Total laps=13	Full laps=9	Valid laps=8	
4	1'56.483	31.800	23.896	36.041	24.746	172.5	Run #	1	Front Tyre	Slick-Medium	Rear Tyre	Slick-Medium		
5	1'47.855	25.367	22.845	35.222	24.421	346.1			**	New Tyre	**	New Tyre		
6	1'47.145	25.114	22.615	35.113	24.303	346.1	1	2'01.048	30.111	23.882	36.621	24.802	210.1	
7	1'47.160	25.080	22.651	35.108	24.321	346.1	2	1'48.669	25.456	23.105	35.566	24.542	345.0	
8	1'47.214	25.027	22.676	35.189	24.322	347.2	3	1'47.561	25.284	22.761	35.163	24.353	345.0	
9	56.623 P	27.885				341.7	4	1'47.163	25.129	22.680	35.019	24.335	345.0	
Run #	3	Front Tyre	Slick-Hard	Rear Tyre	Slick-Soft		5	1'46.969	25.049	22.691	34.975	24.254	345.0	
		13 Laps at start			10 Laps at start			6	1'56.227	25.039	27.177	39.319	24.692	345.0
10	1'53.813	30.317	23.597	35.571	24.328	200.3	7	1'47.400	25.136	22.737	35.084	24.443	346.1	
11	1'47.015	25.185	22.658	35.014	24.158	348.3	8	1'47.532	24.940	22.772	35.293	24.527	343.9	
12	1'47.061	25.054	22.589	35.096	24.322	351.7	9	1'00.262 P	28.802				343.9	

Fastest Lap: Francesco BAGNAIA Ducati Lenovo Team ITA **1'46.314** 24.931 22.581 34.904 23.898

These data/results cannot be reproduced, stored and/or transmitted in whole or in part by any manner of electronic, mechanical, photocopying, recording, broadcasting or otherwise now known or herein after developed without the previous express consent by the copyright owner, except for reproduction in daily press and regular printed publications on sale to the public within 60 days of the event related to those data/results and always provided that copyright symbol appears together as follows below.
 © DORNA, 2023



Free Practice

MotoGP

Lap	Lap Time	T1	T2	T3	T4	Speed	Lap	Lap Time	T1	T2	T3	T4	Speed
Run # 2	Front Tyre missing data	Rear Tyre missing data											
	**	Laps at start	**	Laps at start									
10	10'22.109	P											
Run # 3	Front Tyre Slick-Hard	Rear Tyre Slick-Soft											
	**	6 Laps at start	**	2 Laps at start									
11	1'53.838	30.198	23.537	35.512	24.591	209.7							
12	1'46.738	* 25.077*	22.666	34.896	24.099	350.6							
13	1'46.522	25.028	22.494	34.866	24.134	349.5							
5th	43	Jack MILLER	KTM	AUS									
		Red Bull KTM Factory Racing											
		Runs=3	Total laps=14	Full laps=9	Valid laps=9								
Run # 1	Front Tyre Slick-Soft	Rear Tyre Slick-Soft											
	4 Laps at start				2 Laps at start								
1	2'02.388	30.058	23.519	36.001	24.575	214.7							
2	1'47.757	25.223	22.776	35.391	24.367	350.6							
3	1'54.492	26.326	24.384	39.226	24.556	352.9							
4	1'46.868	25.137	22.513	35.090	24.128	350.6							
5	1'46.816	24.949	22.558	35.159	24.150	351.7							
6	57.540	P 27.100					354.0						
Run # 2	Front Tyre Slick-Soft	Rear Tyre Slick-Soft											
	10 Laps at start				8 Laps at start								
7	1'56.258	31.647	23.513	36.585	24.513	186.5							
8	1'47.555	25.162	22.865	35.275	24.253	349.5							
9	1'47.323	25.113	22.627	35.381	24.202	349.5							
10	1'53.213	25.157	22.797	39.749	25.510	350.6							
11	2'04.311	P 25.289	22.771	42.298*	33.953	349.5							
Run # 3	Front Tyre Slick-Soft	Rear Tyre Slick-Soft											
	6 Laps at start				4 Laps at start								
12	1'54.130	29.948	23.631	36.015	24.536	217.7							
13	1'46.896	25.034	22.565	35.120	24.177	352.9							
14	1'46.555	24.947	22.479	34.952	24.177	355.2							
6th	5	Johann ZARCO	DUCATI	FRA									
		Prima Pramac Racing											
		Runs=4	Total laps=13	Full laps=6	Valid laps=6								
Run # 1	Front Tyre Slick-Soft	Rear Tyre Slick-Soft											
	5 Laps at start				3 Laps at start								
1	2'12.087	31.536	24.517	36.018	24.699	200.7							
2	1'47.278	25.419	22.792	34.928	24.139	346.1							
3	51.707	P 25.334					347.2						
Run # 2	Front Tyre Slick-Soft	Rear Tyre Slick-Soft											
	8 Laps at start				4 Laps at start								
4	1'55.689	30.978	24.273	35.961	24.477	212.5							
5	1'46.957	25.195	22.588	35.016	24.158	347.2							
6	1'46.593	24.961	22.552	34.973	24.107	348.3							
7	54.955	P 26.059					347.2						
Run # 3	Front Tyre Slick-Medium	Rear Tyre Slick-Soft											
	4 Laps at start				8 Laps at start								
8	1'56.203	31.398	23.991	36.320	24.494	203.0							
9	1'47.371	25.242	22.847	35.085	24.197	347.2							
10	1'59.069	P 25.106	22.563	42.868*	28.532	349.5							
Run # 4	Front Tyre Slick-Medium	Rear Tyre Slick-Soft											
	7 Laps at start				11 Laps at start								
11	1'56.607	29.290	24.272	38.413	24.632	220.4							
12	1'47.241	25.136	22.822	35.083	24.200	361.2							
Run # 13	1'46.841	25.025	22.694	34.986	24.136	360.0							
7th	89	Jorge MARTIN	DUCATI	SPA									
		Prima Pramac Racing											
		Runs=3	Total laps=14	Full laps=9	Valid laps=8								
Run # 1	Front Tyre Slick-Medium	Rear Tyre Slick-Soft											
	4 Laps at start				5 Laps at start								
1	2'26.980	31.930	24.409	36.339	24.567	198.1							
2	1'48.203	25.169	22.991	35.538	24.505	352.9							
3	1'49.263	* 26.719*	22.832	35.439	24.273	358.8							
4	1'47.293	25.080	22.693	35.245	24.275	345.0							
5	1'49.865	27.586	22.997	35.166	24.116	349.5							
6	1'46.722	24.944	22.531	35.155	24.092	352.9							
7	53.522	P 26.996					352.9						
Run # 2	Front Tyre Slick-Medium	Rear Tyre Slick-Soft											
	11 Laps at start				12 Laps at start								
8	1'55.802	31.812	23.333	36.397	24.260	192.1							
9	1'50.348	27.638	22.943	35.585	24.182	352.9							
10	1'47.140	25.134	22.768	35.140	24.098	351.7							
11	2'05.810	P 25.045	22.727	35.176	42.862	350.6							
Run # 3	Front Tyre Slick-Hard	Rear Tyre Slick-Soft											
	8 Laps at start				16 Laps at start								
12	1'54.970	30.156	23.690	36.268	24.856	210.1							
13	1'46.965	25.156	22.739	35.110	23.960	357.6							
14	1'47.697	25.793	22.682	35.101	24.121	356.4							
8th	73	Alex MARQUEZ	DUCATI	SPA									
		Gresini Racing MotoGP											
		Runs=3	Total laps=13	Full laps=8	Valid laps=8								
Run # 1	Front Tyre Slick-Soft	Rear Tyre Slick-Soft											
	4 Laps at start				3 Laps at start								
1	2'13.166	31.760	24.603	36.615	24.759	200.7							
2	1'47.860	25.385	22.860	35.355	24.260	351.7							
3	1'47.248	24.993	22.861	35.140	24.254	351.7							
4	1'46.779	24.840	22.640	35.078	24.221	350.6							
5	1'46.833	24.915	22.712	35.173	24.033	351.7							
6	54.577	P 26.480					350.6						
Run # 2	Front Tyre Slick-Hard	Rear Tyre Slick-Soft											
	7 Laps at start				9 Laps at start								
7	1'56.444	31.432	24.037	36.200	24.775	201.4							
8	1'47.838	25.244	22.997	35.360	24.237	346.1							
9	1'47.189	24.993	22.708	35.328	24.160	348.3							
10	1'46.940	25.041	22.689	35.106	24.104	348.3							
11	1'58.084	P 25.141	22.639	35.333	34.971	349.5							
Run # 3	Front Tyre Slick-Medium	Rear Tyre Slick-Soft											
	New Tyre				14 Laps at start								
12	1'57.032	30.189	24.309	36.877	25.657	211.7							
13	1'47.421	25.168	22.900	35.365	23.988	352.9							
	PIT	24.941	22.763	35.101	24.530	355.2							
9th	88	Miguel OLIVEIRA	APRILIA	POR									
		CryptoDATA RNF MotoGP Team											
		Runs=3	Total laps=15	Full laps=10	Valid laps=6								
Run # 1	Front Tyre Slick-Hard	Rear Tyre Slick-Soft											
	7 Laps at start				3 Laps at start								
1	2'27.194	32.246	24.348	36.366	24.623	195.6							

Fastest Lap: Francesco BAGNAIA Ducati Lenovo Team ITA 1'46.314 24.931 22.581 34.904 23.898

These data/results cannot be reproduced, stored and/or transmitted in whole or in part by any manner of electronic, mechanical, photocopying, recording, broadcasting or otherwise now known or herein after developed without the previous express consent by the copyright owner, except for reproduction in daily press and regular printed publications on sale to the public within 60 days of the event related to those data/results and always provided that copyright symbol appears together as follows below.
© DORNA, 2023



Free Practice

MotoGP

Lap	Lap Time	T1	T2	T3	T4	Speed	Lap	Lap Time	T1	T2	T3	T4	Speed
2	1'48.137	25.419	22.830	35.418	24.470	349.5	7	59.650 P	28.946				350.6
3	1'49.602 *	26.752*	22.942	35.348	24.560	352.9	Run # 2 Front Tyre Slick-Hard Rear Tyre Slick-Medium						
4	1'46.779	25.065	22.495	35.095	24.124	351.7	15 Laps at start 7 Laps at start						
5	1'46.877 *	24.925	22.656*	35.068	24.228	351.7	8	2'02.014	35.052	23.781	38.677	24.504	149.3
6	1'47.087	25.062	22.594	35.055	24.376	349.5	9	1'50.514	25.249	22.706	38.315	24.244	355.2
7	58.328 P	29.768				348.3	10	1'51.879	29.318	22.961	35.338	24.262	355.2

Run #	2	Front Tyre	Slick-Hard	Rear Tyre	Slick-Soft	
14 Laps at start 10 Laps at start						
8	1'57.261	31.547	23.926	37.079	24.709	207.2
9	1'47.453	25.197	22.840	35.103	24.313	345.0
10	1'47.231	25.138	22.728	35.077	24.288	348.3
11	1'47.640	25.114	22.820	35.235	24.471	348.3
12	1'01.700 P	30.334*				310.3

Run #	3	Front Tyre	Slick-Hard	Rear Tyre	Slick-Soft	
19 Laps at start 15 Laps at start						
13	1'54.721	30.448	23.674	35.978	24.621	215.1
14	1'48.197 *	25.524*	22.972	35.330	24.371	352.9
15	1'47.566 *	25.101	22.839*	35.363	24.263	350.6

10th	12	Maverick VIÑALES	APRILIA	SPA
Aprilia Racing				
Runs=4 Total laps=13 Full laps=7 Valid laps=7				

Run #	1	Front Tyre	Slick-Hard	Rear Tyre	Slick-Soft	
7 Laps at start 3 Laps at start						
1	2'00.911	30.321	24.187	36.675	24.881	210.1
2	1'48.694	25.462	23.060	35.569	24.603	343.9
3	1'47.617	25.231	22.703	35.251	24.432	347.2
4	1'47.126	25.012	22.679	35.084	24.351	347.2
5	1'46.954	24.987	22.664	35.016	24.287	349.5
6	1'46.797	24.991	22.538	35.029	24.239	347.2
7	53.568 P	26.434				348.3

Run #	2	Front Tyre	Slick-Hard	Rear Tyre	Slick-Soft	
14 Laps at start 10 Laps at start						
8	57.653 P	30.257				232.7

Run #	3	Front Tyre	Slick-Hard	Rear Tyre	Slick-Soft	
15 Laps at start 11 Laps at start						
9	1'53.335	29.924	23.352	35.515	24.544	230.2
10	1'47.015	25.164	22.551	35.072	24.228	349.5
11	1'46.818	25.065	22.549	34.869	24.335	350.6
12	55.629 P	25.022*				350.6

Run #	4	Front Tyre	Slick-Hard	Rear Tyre	Slick-Soft	
19 Laps at start 15 Laps at start						
13	1'53.949	30.081	23.593	35.636	24.639	232.2
	PIT	27.514				350.6

11th	33	Brad BINDER	KTM	RSA
Red Bull KTM Factory Racing				
Runs=3 Total laps=14 Full laps=9 Valid laps=9				

Run #	1	Front Tyre	Slick-Hard	Rear Tyre	Slick-Medium	
8 Laps at start New Tyre						
1	2'23.591	34.051	24.733	43.844	25.487	197.8
2	1'48.393	25.678	23.047	35.307	24.361	352.9
3	1'47.019	25.063	22.740	35.077	24.139	354.0
4	1'47.017	25.121	22.560	35.134	24.202	352.9
5	1'46.891	24.994	22.621	35.060	24.216	355.2
6	1'46.894	25.064	22.631	35.002	24.197	348.3

12th	42	Alex RINS	HONDA	SPA
LCR Honda CASTROL				
Runs=3 Total laps=14 Full laps=9 Valid laps=7				

Run #	1	Front Tyre	Slick-Soft	Rear Tyre	Slick-Medium	
4 Laps at start New Tyre						
1	2'30.258	31.581	24.529	36.453	25.004	201.8
2	1'48.680	25.486	22.893	35.673	24.628	347.2
3	1'47.514 *	25.385*	22.647	35.136	24.346	346.1
4	1'52.095	27.678	24.765	35.267	24.385	346.1
5	1'46.979	25.195	22.567	34.953	24.264	346.1
6	1'47.231	25.139	22.629	35.191	24.272	343.9
7	1'57.209 P	28.949	24.657	37.169	26.434	345.0

Run #	2	Front Tyre	Slick-Medium	Rear Tyre	Slick-Soft	
5 Laps at start 5 Laps at start						
8	1'54.956	30.851	23.822	35.694	24.589	189.1
9	1'47.487	25.425	22.769	34.975	24.318	341.7
10	1'46.903	25.237	22.570	34.950	24.146	342.8
11	1'56.845 P	25.235	22.624	39.828*	29.158	346.1

Run #	3	Front Tyre	Slick-Medium	Rear Tyre	Slick-Soft	
9 Laps at start 9 Laps at start						
12	1'53.737	30.177	23.383	35.650	24.527	204.5
13	1'50.476 *	25.697*	22.888	35.556	26.335	348.3
14	1'49.806	25.546	23.348	36.087	24.825	347.2

13th	93	Marc MARQUEZ	HONDA	SPA
Repsol Honda Team				
Runs=3 Total laps=13 Full laps=8 Valid laps=7				

Run #	1	Front Tyre	Slick-Hard	Rear Tyre	Slick-Medium	
2 Laps at start New Tyre						
1	2'16.652	31.486	24.565	36.890	24.995	205.3
2	1'50.601	25.970	23.586	36.036	25.009	346.1
3	1'48.127	25.416	22.885	35.330	24.496	343.9
4	1'47.255	25.088	22.781	35.123	24.263	346.1
5	1'50.994	25.090	24.279	37.285	24.340	348.3
6	1'46.922	25.018	22.589	34.989	24.326	349.5
7	56.905 P	27.670				348.3

Run #	2	Front Tyre	Slick-Hard	Rear Tyre	Slick-Medium	
9 Laps at start 7 Laps at start						
8	2'00.987	34.043	24.855	37.057	25.032	165.3
9	1'50.241	25.503	23.383	36.512	24.843	342.8
10	1'57.939 P	25.293	22.966	39.091*	30.589	349.5

Fastest Lap:	Francesco BAGNAIA	Ducati Lenovo Team	ITA	1'46.314	24.931	22.581	34.904	23.898
---------------------	-------------------	--------------------	-----	-----------------	--------	--------	--------	--------

These data/results cannot be reproduced, stored and/or transmitted in whole or in part by any manner of electronic, mechanical, photocopying, recording, broadcasting or otherwise now known or herein after developed without the previous express consent by the copyright owner, except for reproduction in daily press and regular printed publications on sale to the public within 60 days of the event related to those data/results and always provided that copyright symbol appears together as follows below.

© DORNA, 2023

Official MotoGP Timing by TISSOT
www.motogp.com



Free Practice

MotoGP

Lap	Lap Time	T1	T2	T3	T4	Speed	Lap	Lap Time	T1	T2	T3	T4	Speed
14th 23 Enea BASTIANINI DUCATI ITA Ducati Lenovo Team Runs=3 Total laps=14 Full laps=9 Valid laps=8							Run # 1 Front Tyre Slick-Soft Rear Tyre Slick-Soft 15 Laps at start 3 Laps at start						
11	1'54.758	29.761	23.640	36.331	25.026	208.8	1	2'35.401	32.203	24.443	36.378	24.902	226.4
12	1'54.064 *	27.927*	23.760	35.816	26.561	350.6	2	1'47.118	25.193	22.834	35.045	24.046	349.5
13	1'49.481	25.455	23.307	36.014	24.705	351.7	3	51.982 P	25.789*				348.3
Run # 2 Front Tyre Slick-Medium Rear Tyre Slick-Soft 12 Laps at start 4 Laps at start							Run # 3 Front Tyre Slick-Hard Rear Tyre Slick-Soft 9 Laps at start 9 Laps at start						
4	1'57.369	32.055	24.153	36.560	24.601	214.2	9	2'00.602	32.240	27.138	36.387	24.837	200.0
5	2'14.377	47.551	26.267	36.019	24.540	348.3	10	1'48.362	25.439	23.191	35.475	24.257	349.5
6	1'48.349	25.519	23.075	35.500	24.255	350.6	11	1'47.195	25.071	22.724	35.243	24.157	349.5
7	1'47.749	25.068	23.020	35.364	24.297	351.7	12	54.007 P	25.044				349.5
8	53.525 P	25.464				349.5	Run # 4 Front Tyre Slick-Hard Rear Tyre Slick-Soft 13 Laps at start 13 Laps at start						
Run # 3 Front Tyre Slick-Hard Rear Tyre Slick-Soft 8 Laps at start 11 Laps at start							Run # 4 Front Tyre Slick-Hard Rear Tyre Slick-Soft 13 Laps at start 13 Laps at start						
9	1'59.268	33.937	24.210	36.237	24.884	163.1	13	1'57.198	30.210	25.510	36.663	24.815	213.4
10	1'52.219	25.487	23.070	37.243	26.419	350.6	14	1'47.399	25.288	22.876	35.206	24.029	351.7
11	55.902 P	25.166*				352.9	15	1'47.098	25.164	22.839	35.057	24.038	350.6
Run # 3 Front Tyre Slick-Hard Rear Tyre Slick-Soft 11 Laps at start 14 Laps at start							17th 30 Takaaki NAKAGAMI HONDA JPN LCR Honda IDEMITSU Runs=3 Total laps=14 Full laps=9 Valid laps=8						
12	1'54.704	30.746	23.369	36.114	24.475	205.3	Run # 1 Front Tyre Slick-Medium Rear Tyre Slick-Soft New Tyre 3 Laps at start						
13	1'47.490	25.113	22.912	35.217	24.248	354.0	1	2'30.428	35.390	25.051	37.169	24.972	163.3
14	1'53.706	30.963	23.128	35.281	24.334	352.9	2	1'48.584	25.810	23.042	35.330	24.402	341.7
15th 41 Aleix ESPARGARO APRILIA SPA Aprilia Racing Runs=4 Total laps=11 Full laps=5 Valid laps=5							Run # 1 Front Tyre Slick-Medium Rear Tyre Slick-Soft 7 Laps at start 10 Laps at start						
1	2'21.596	30.650	25.196	37.620	24.832	212.1	8	1'58.303	32.578	24.451	36.418	24.856	182.7
2	1'48.058	25.604	22.989	35.221	24.244	349.5	9	1'48.029	25.457	22.917	35.325	24.330	339.6
3	1'48.104	25.634	22.848	35.306	24.316	349.5	10	1'53.974	29.759	23.841	35.904	24.470	340.6
4	1'47.032	25.203	22.733	34.979	24.117	346.1	11	1'47.401	25.176	22.729	35.205	24.291	341.7
5	57.653 P	29.089				347.2	12	58.747 P	25.122				342.8
Run # 2 Front Tyre Slick-Hard Rear Tyre Slick-Soft 13 Laps at start 9 Laps at start							Run # 2 Front Tyre Slick-Medium Rear Tyre Slick-Soft 7 Laps at start 10 Laps at start						
6	1'00.253 P	32.280				233.7	Run # 3 Front Tyre Slick-Medium Rear Tyre Slick-Soft 12 Laps at start 15 Laps at start						
Run # 3 Front Tyre Slick-Hard Rear Tyre Slick-Soft 14 Laps at start 10 Laps at start							Run # 3 Front Tyre Slick-Medium Rear Tyre Slick-Soft 12 Laps at start 15 Laps at start						
7	1'58.170	32.501	23.698	37.570	24.401	179.4	13	1'58.107	31.951	24.047	37.372	24.737	183.9
8	55.258 P	25.517				350.6	14	1'48.137	25.383	22.912	35.525	24.317	351.7
Run # 4 Front Tyre Slick-Hard Rear Tyre Slick-Soft 16 Laps at start 12 Laps at start							18th 49 Fabio DI GIANNANTONI DUCATI ITA Gresini Racing MotoGP Runs=4 Total laps=11 Full laps=4 Valid laps=4						
9	1'52.809	29.497	23.340	35.619	24.353	209.3	Run # 1 Front Tyre Slick-Medium Rear Tyre Slick-Soft 4 Laps at start 4 Laps at start						
10	1'47.698	25.579	22.794	35.155	24.170	356.4	1	2'07.265	31.928	24.024	35.936	24.720	204.5
11	1'47.400	25.387	22.629	35.225	24.159	354.0	2	1'47.464	25.302	22.815	35.048	24.299	342.8
16th 72 Marco BEZZECCHI DUCATI ITA Mooney VR46 Racing Team Runs=4 Total laps=15 Full laps=8 Valid laps=8							Run # 1 Front Tyre Slick-Medium Rear Tyre Slick-Soft 4 Laps at start 4 Laps at start						
Fastest Lap: Francesco BAGNAIA Ducati Lenovo Team ITA 1'46.314 24.931 22.581 34.904 23.898							Run # 1 Front Tyre Slick-Medium Rear Tyre Slick-Soft 4 Laps at start 4 Laps at start						
These data/results cannot be reproduced, stored and/or transmitted in whole or in part by any manner of electronic, mechanical, photocopying, recording, broadcasting or otherwise now known or herein after developed without the previous express consent by the copyright owner, except for reproduction in daily press and regular printed publications on sale to the public within 60 days of the event related to those data/results and always provided that copyright symbol appears together as follows below.							Run # 1 Front Tyre Slick-Medium Rear Tyre Slick-Soft 4 Laps at start 4 Laps at start						
© DORNA, 2023							Run # 1 Front Tyre Slick-Medium Rear Tyre Slick-Soft 4 Laps at start 4 Laps at start						

Official MotoGP Timing by TISSOT
www.motogp.com



Free Practice

MotoGP

Lap	Lap Time	T1	T2	T3	T4	Speed	Lap	Lap Time	T1	T2	T3	T4	Speed	
21st 32 Lorenzo SAVADORI APRILIA ITA							Aprilia Racing Runs=3 Total laps=13 Full laps=8 Valid laps=8							
3	1'47.204	25.155	22.707	35.027	24.315	343.9	Run #	1	Front Tyre	Slick-Medium	Rear Tyre	Slick-Soft		
4	1'47.177	25.231	22.658	35.071	24.217	342.8	2 Laps at start							3 Laps at start
5	56.408 P	25.077				345.0	1	2'21.861	34.788	25.952	37.621	24.917	201.8	
Run # 2 Front Tyre Slick-Medium Rear Tyre Slick-Soft							2	1'48.566	25.578	23.144	35.445	24.399	347.2	
9 Laps at start 9 Laps at start							3	1'47.919	25.283	22.919	35.398	24.319	350.6	
6	1'56.303	32.376	23.560	35.875	24.492	195.6	4	1'48.626	25.427	22.911	35.838	24.450	343.9	
7	1'48.036	25.239	22.800	35.658	24.339	346.1	5	2'04.284 P	27.376	27.640	42.673	26.595	349.5	
8	54.082 P	25.267				346.1	Run # 2 Front Tyre Slick-Medium Rear Tyre Slick-Soft							
Run # 3 Front Tyre Slick-Medium Rear Tyre Slick-Soft							7 Laps at start 8 Laps at start							
12 Laps at start 12 Laps at start							6	2'04.397	37.580	24.539	37.806	24.472	178.8	
9	1'54.926	31.548	23.379	35.614	24.385	190.4	7	1'55.821	25.290	23.512	42.310	24.709	347.2	
10	1'57.147 P	25.145	23.437*	38.603*	29.962	347.2	8	1'48.189	25.550	22.933	35.367	24.339	339.6	
Run # 4 Front Tyre Slick-Medium Rear Tyre Slick-Soft							9	1'54.130	26.561	25.028	35.639	26.902	341.7	
14 Laps at start 14 Laps at start							10	1'47.826	25.354	22.765	35.390	24.317	347.2	
11	1'54.717	31.203	23.541	35.650	24.323	190.1	11	59.228 P	27.364				349.5	
Run # 1 Front Tyre Slick-Hard Rear Tyre Slick-Medium							Run # 3 Front Tyre Slick-Medium Rear Tyre Slick-Soft							
7 Laps at start New Tyre							13 Laps at start 14 Laps at start							
1	2'05.843	31.214	24.226	36.700	24.882	193.5	12	1'59.231	31.677	24.762	37.929	24.863	211.7	
2	1'49.425	25.639	23.046	35.600	25.140	345.0	13	1'47.999	25.341	22.857	35.321	24.480	345.0	
3	1'47.995	25.286	22.918	35.310	24.481	347.2	Run # 1 Front Tyre Slick-Medium Rear Tyre Slick-Soft							
4	1'47.522	25.160	22.785	35.202	24.375	343.9	12 Laps at start 4 Laps at start							
5	1'47.372	25.172	22.743	35.203	24.254	345.0	1	2'21.285	31.046	24.225	36.124	25.329	204.5	
6	1'47.366	25.159	22.772	35.148	24.287	343.9	2	1'48.229	25.481	22.892	35.286	24.570	343.9	
7	1'50.921	25.122	25.682	35.785	24.332	343.9	3	10'35.731 P					343.9	
8	1'47.183	25.147	22.712	35.084	24.240	347.2	Run # 2 Front Tyre Slick-Hard Rear Tyre Slick-Soft							
9	1'47.391	25.092	22.720	35.195	24.384	345.0	13 Laps at start 4 Laps at start							
10	56.800 P	27.770				341.7	4	1'56.720	31.181	24.067	36.285	25.187	209.7	
Run # 2 Front Tyre Slick-Hard Rear Tyre Slick-Medium							5	1'50.721	25.554	24.267	36.083	24.817	343.9	
17 Laps at start 10 Laps at start							6	1'49.014	25.655	23.250	35.555	24.554	343.9	
11	13'46.321 P	34.421	23.953	36.033	12'11.914	176.1	7	1'48.208	25.424	22.906	35.409	24.469	343.9	
Run # 3 Front Tyre Slick-Soft Rear Tyre Slick-Soft							8	1'48.031	25.387	22.912	35.288	24.444	345.0	
4 Laps at start 3 Laps at start							PIT 27.814 339.6							
12	2'01.806	33.265	24.843	37.886	25.812	189.4	Run # 1 Front Tyre Slick-Medium Rear Tyre Slick-Soft							
13	1'48.868	25.732	23.231	35.448	24.457	346.1	12 Laps at start 4 Laps at start							
Run # 1 Front Tyre Slick-Soft Rear Tyre Slick-Medium							Run # 2 Front Tyre Slick-Hard Rear Tyre Slick-Soft							
9 Laps at start New Tyre							13 Laps at start 4 Laps at start							
1	2'34.114	32.219	24.387	36.754	25.026	194.9	4	1'56.720	31.181	24.067	36.285	25.187	209.7	
2	1'49.108	25.508	24.295	35.008	24.297	349.5	5	1'50.721	25.554	24.267	36.083	24.817	343.9	
3	1'48.341 *	25.374*	23.147	35.415	24.405	351.7	6	1'49.014	25.655	23.250	35.555	24.554	343.9	
4	1'47.647	25.159	22.858	35.281	24.349	352.9	7	1'48.208	25.424	22.906	35.409	24.469	343.9	
5	1'01.189 P	31.585				351.7	8	1'48.031	25.387	22.912	35.288	24.444	345.0	
Run # 2 Front Tyre Slick-Medium Rear Tyre Slick-Soft							PIT 27.814 339.6							
7 Laps at start 4 Laps at start							Run # 1 Front Tyre Slick-Medium Rear Tyre Slick-Medium							
6	1'57.260	31.741	23.995	36.693	24.831	193.8	3 Laps at start New Tyre							
7	1'47.315	25.238	22.822	35.019	24.236	346.1	1	2'25.075	33.096	26.475	38.887	25.787	209.7	
8	1'47.260	25.148	22.645	35.132	24.335	346.1	2	1'54.768	28.460	23.647	37.747	24.914	347.2	
PIT 28.053 345.0							3	1'49.778 *	25.797*	23.413	35.782	24.786	346.1	
							4	1'54.268	30.251	23.383	35.879	24.755	346.1	
							5	1'49.504	25.612	23.206	35.898	24.788	343.9	
							6	1'49.244	25.594	23.147	35.808	24.695	340.6	
							7	58.644 P	27.767				341.7	
							Run # 2 Front Tyre Slick-Medium Rear Tyre Slick-Medium							
							10 Laps at start 7 Laps at start							
							8	2'02.175	33.312	25.398	36.734	26.731	192.5	
							9	1'53.259	26.276	23.401	38.765	24.817	342.8	

Fastest Lap: Francesco BAGNAIA Ducati Lenovo Team ITA **1'46.314** 24.931 22.581 34.904 23.898

These data/results cannot be reproduced, stored and/or transmitted in whole or in part by any manner of electronic, mechanical, photocopying, recording, broadcasting or otherwise now known or herein after developed without the previous express consent by the copyright owner, except for reproduction in daily press and regular printed publications on sale to the public within 60 days of the event related to those data/results and always provided that copyright symbol appears together as follows below.
© DORNA, 2023

Official MotoGP Timing by TISSOT
www.motogp.com



Free Practice

MotoGP

Lap	Lap Time	T1	T2	T3	T4	Speed	Lap	Lap Time	T1	T2	T3	T4	Speed
10	1'50.438	26.719	23.300	35.698	24.721	349.5							
11	59.068 P	26.222*				346.1							
Run #	3	Front Tyre Slick-Medium 14 Laps at start			Rear Tyre Slick-Medium 11 Laps at start								
12	2'01.603	31.039	24.299	41.008	25.257	208.4							
13	1'50.349 *	25.785*	23.370	35.714	25.480	350.6							
14	1'49.098	25.506	23.173	35.818	24.601	349.5							

Fastest Lap:	Francesco BAGNAIA	Ducati Lenovo Team	ITA	1'46.314	24.931	22.581	34.904	23.898
---------------------	-------------------	--------------------	-----	-----------------	--------	--------	--------	--------

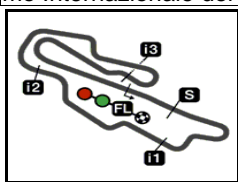
These data/results cannot be reproduced, stored and/or transmitted in whole or in part by any manner of electronic, mechanical, photocopying, recording, broadcasting or otherwise now known or herein after developed without the previous express consent by the copyright owner, except for reproduction in daily press and regular printed publications on sale to the public within 60 days of the event related to those data/results and always provided that copyright symbol appears together as follows below.
© DORNA, 2023

Official MotoGP Timing by **TISSOT**
www.motogp.com

Mugello, Saturday, June 10, 2023

Page 6 of 6





5245 m.

GRAN PREMIO D'ITALIA OAKLEY

Free Practice

Best Partial Times

MotoGP™

IT Ideal Lap Time, sum of the best partial times

BT Best Lap Time

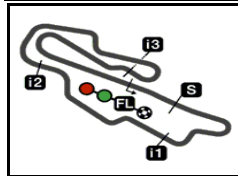
T1		T2		T3		T4				IT		BT
Pos	Rider	Time	Rider	Time	Rider	Time	Rider	Time	Pos	Rider	IT	BT
1	A.MARQUEZ	24.840	J.MILLER	22.479	F.QUARTARARO	34.831	F.BAGNAIA	23.898	1	F.BAGNAIA	1'46.141	1'46.314 (1)
2	L.MARINI	24.856	F.MORBIDELLI	22.494	F.BAGNAIA	34.865	J.MARTIN	23.960	2	F.MORBIDELLI	1'46.399	1'46.522 (4)
3	F.BAGNAIA	24.869	M.OLIVEIRA	22.495	F.MORBIDELLI	34.866	A.MARQUEZ	23.988	3	L.MARINI	1'46.459	1'46.459 (2)
4	M.OLIVEIRA	24.925	F.QUARTARARO	22.501	M.VIÑALES	34.869	M.BEZZECCHI	24.029	4	F.QUARTARAR	1'46.478	1'46.491 (3)
5	F.MORBIDELLI	24.940	F.BAGNAIA	22.509	J.ZARCO	34.928	E.BASTIANINI	24.093	5	J.MILLER	1'46.506	1'46.555 (5)
6	J.MARTIN	24.944	T.NAKAGAMI	22.525	L.MARINI	34.943	F.MORBIDELLI	24.099	6	J.MARTIN	1'46.536	1'46.722 (7)
7	J.MILLER	24.947	L.MARINI	22.528	A.RINS	34.950	J.ZARCO	24.107	7	A.MARQUEZ	1'46.545	1'46.779 (8)
8	J.ZARCO	24.961	J.MARTIN	22.531	J.MILLER	34.952	A.ESPARGARO	24.117	8	J.ZARCO	1'46.548	1'46.593 (6)
9	QUARTARARO	24.963	M.VIÑALES	22.538	A.ESPARGARO	34.979	T.NAKAGAMI	24.121	9	M.OLIVEIRA	1'46.599	1'46.779 (9)
10	M.VIÑALES	24.987	J.ZARCO	22.552	M.MARQUEZ	34.989	M.OLIVEIRA	24.124	10	M.VIÑALES	1'46.622	1'46.797 (10)
11	B.BINDER	24.994	B.BINDER	22.560	B.BINDER	35.002	J.MILLER	24.128	11	B.BINDER	1'46.695	1'46.891 (11)
12	M.MARQUEZ	25.018	A.RINS	22.567	M.PIRRO	35.008	L.MARINI	24.132	12	T.NAKAGAMI	1'46.799	1'47.111 (17)
13	E.BASTIANINI	25.040	M.MARQUEZ	22.589	F.DI GIANNANTO	35.027	B.BINDER	24.139	13	A.RINS	1'46.802	1'46.903 (12)
14	M.BEZZECCHI	25.044	A.ESPARGARO	22.629	E.BASTIANINI	35.030	A.RINS	24.146	14	E.BASTIANINI	1'46.825	1'47.031 (14)
15	F.DI GIANNANTO	25.077	A.MARQUEZ	22.639	M.BEZZECCHI	35.045	F.QUARTARARO	24.183	15	M.BEZZECCHI	1'46.842	1'47.098 (16)
16	T.NAKAGAMI	25.082	M.PIRRO	22.645	M.OLIVEIRA	35.055	F.DI GIANNANTO	24.217	16	M.MARQUEZ	1'46.859	1'46.922 (13)
17	A.FERNANDEZ	25.092	F.DI GIANNANTO	22.658	T.NAKAGAMI	35.071	M.VIÑALES	24.228	17	A.ESPARGAR	1'46.928	1'47.032 (15)
18	A.RINS	25.139	E.BASTIANINI	22.662	A.MARQUEZ	35.078	M.PIRRO	24.236	18	F.DI GIANNAN	1'46.979	1'47.177 (18)
19	M.PIRRO	25.148	A.FERNANDEZ	22.712	A.FERNANDEZ	35.084	A.FERNANDEZ	24.240	19	M.PIRRO	1'47.037	1'47.260 (20)
20	A.ESPARGARO	25.203	M.BEZZECCHI	22.724	J.MARTIN	35.101	M.MARQUEZ	24.263	20	A.FERNANDEZ	1'47.128	1'47.183 (19)
21	L.SAVADORI	25.283	L.SAVADORI	22.765	R.FERNANDEZ	35.286	L.SAVADORI	24.317	21	L.SAVADORI	1'47.686	1'47.826 (21)
22	R.FERNANDEZ	25.387	R.FERNANDEZ	22.892	L.SAVADORI	35.321	R.FERNANDEZ	24.444	22	R.FERNANDEZ	1'48.009	1'48.031 (22)
23	J.FOLGER	25.506	J.FOLGER	23.147	J.FOLGER	35.698	J.FOLGER	24.601	23	J.FOLGER	1'48.952	1'49.098 (23)

These data/results cannot be reproduced, stored and/or transmitted in whole or in part by any manner of electronic, mechanical, photocopying, recording, broadcasting or otherwise now known or herein after developed without the previous express consent by the copyright owner, except for reproduction in daily press and regular printed publications on sale to the public within 60 days of the event related to those data/results and always provided that copyright symbol appears together as follows below.

© DORNA, 2023


Official MotoGP Timing by 
www.motogp.com





5245 m.

GRAN PREMIO D'ITALIA OAKLEY**Free Practice****Fastest Laps Sequence**

<i>Practice Time</i>	 <i>Rider</i>	<i>Nation</i>	<i>Motorcycle</i>	<i>Time</i>	<i>Km/h</i>	<i>Rider's Lap</i>
3'49.605	12 Maverick VIÑALES	SPA	APRILIA	1'48.694	173.7	2
3'49.717	21 Franco MORBIDELLI	ITA	YAMAHA	1'48.669	173.7	2
3'49.733	10 Luca MARINI	ITA	DUCATI	1'48.418	174.1	2
3'50.145	43 Jack MILLER	AUS	KTM	1'47.757	175.2	2
3'54.729	49 Fabio DI GIANNANTONI	ITA	DUCATI	1'47.464	175.7	2
3'59.365	5 Johann ZARCO	FRA	DUCATI	1'47.278	176.0	2
4'22.519	72 Marco BEZZECCHI	ITA	DUCATI	1'47.118	176.2	2
5'59.003	33 Brad BINDER	RSA	KTM	1'47.019	176.4	3
7'31.505	43 Jack MILLER	AUS	KTM	1'46.868	176.6	4
7'35.053	73 Alex MARQUEZ	SPA	DUCATI	1'46.779	176.8	4
7'56.909	1 Francesco BAGNAIA	ITA	DUCATI	1'46.398	177.4	4
19'26.806	1 Francesco BAGNAIA	ITA	DUCATI	1'46.314	177.6	8

These data/results cannot be reproduced, stored and/or transmitted in whole or in part by any manner of electronic, mechanical, photocopying, recording, broadcasting or otherwise now known or herein after developed without the previous express consent by the copyright owner, except for reproduction in daily press and regular printed publications on sale to the public within 60 days of the event related to those data/results and always provided that copyright symbol appears together as follows below.

© DORNA, 2023

Official MotoGP Timing by **TISSOT**
www.motogp.com

Mugello, Saturday, June 10, 2023