


5245 m.

GRAN PREMIO D'ITALIA OAKLEY

Practice Nr. 2

Classification

6

		Rider	Nation	Team	Motorcycle	Time	Lap Total	Gap	Top Speed
1	37	Pedro ACOSTA	SPA	Red Bull KTM Ajo	KALEX	1'51.170	16 16		300.0
2	21	Alonso LOPEZ	SPA	MB Conveyors SpeedUp	BOSCOSCURO	1'51.406	16 18	0.236 0.236	291.1
3	96	Jake DIXON	GBR	Autosolar GASGAS Aspar M2	KALEX	1'51.708	18 18	0.538 0.302	297.5
4	14	Tony ARBOLINO	ITA	Elf Marc VDS Racing Team	KALEX	1'51.730	17 19	0.560 0.022	296.7
5	13	Celestino VIETTI	ITA	Fantic Racing	KALEX	1'51.850	17 18	0.680 0.120	301.6
6	18	Manuel GONZALEZ	SPA	Correos Prepago Yamaha VR46 M	KALEX	1'51.884	9 11	0.714 0.034	293.4
7	79	Ai OGURA	JPN	IDEMITSU Honda Team Asia	KALEX	1'51.913	11 17	0.743 0.029	291.1
8	71	Dennis FOGGIA	ITA	Italtrans Racing Team	KALEX	1'51.940	12 13	0.770 0.027	295.0
9	54	Fermin ALDEGUER	SPA	MB Conveyors SpeedUp	BOSCOSCURO	1'51.949	10 17	0.779 0.009	294.2
10	16	Joe ROBERTS	USA	Italtrans Racing Team	KALEX	1'52.023	10 14	0.853 0.074	294.2
11	40	Aron CANET	SPA	Pons Wegow Los40	KALEX	1'52.028	12 14	0.858 0.005	297.5
12	12	Filip SALAC	CZE	QJMOTOR Gresini Moto2	KALEX	1'52.035	10 19	0.865 0.007	296.7
13	11	Sergio GARCIA	SPA	Pons Wegow Los40	KALEX	1'52.120	13 17	0.950 0.085	293.4
14	7	Barry BALTUS	BEL	Fieten Olie Racing GP	KALEX	1'52.134	12 21	0.964 0.014	296.7
15	35	Somkiat CHANTRA	THA	IDEMITSU Honda Team Asia	KALEX	1'52.179	9 19	1.009 0.045	297.5
16	22	Sam LOWES	GBR	Elf Marc VDS Racing Team	KALEX	1'52.321	10 17	1.151 0.142	292.6
17	52	Jeremy ALCOBA	SPA	QJMOTOR Gresini Moto2	KALEX	1'52.346	15 16	1.176 0.025	298.3
18	34	Mattia PASINI	ITA	Fieten Olie Racing GP	KALEX	1'52.423	4 19	1.253 0.077	300.0
19	3	Lukas TULOVIC	GER	Liqui Moly Husqvarna Intact GP	KALEX	1'52.426	10 19	1.256 0.003	295.0
20	15	Darryn BINDER	RSA	Liqui Moly Husqvarna Intact GP	KALEX	1'52.565	12 16	1.395 0.139	301.6
21	75	Albert ARENAS	SPA	Red Bull KTM Ajo	KALEX	1'52.655	7 18	1.485 0.090	295.8
22	84	Zonta VD GOORBERGH	NED	Fieten Olie Racing GP	KALEX	1'52.825	19 19	1.655 0.170	293.4
23	28	Izan GUEVARA	SPA	Autosolar GASGAS Aspar M2	KALEX	1'52.865	14 16	1.695 0.040	295.0
24	64	Bo BENDSNEYDER	NED	Pertamina Mandalika SAG Team	KALEX	1'52.939	3 16	1.769 0.074	290.3
25	24	Marcos RAMIREZ	SPA	Forward Team	FORWARD	1'53.047	13 16	1.877 0.108	291.8
26	4	Sean Dylan KELLY	USA	OnlyFans American Racing	KALEX	1'53.386	16 19	2.216 0.339	296.7
27	72	Borja GOMEZ	SPA	Fantic Racing	KALEX	1'53.526	3 19	2.356 0.140	297.5
28	33	Rory SKINNER	GBR	OnlyFans American Racing	KALEX	1'54.259	6 7	3.089 0.733	291.1
29	23	Taiga HADA	JPN	Pertamina Mandalika SAG Team	KALEX	1'54.424	12 15	3.254 0.165	292.6
30	19	Lorenzo DALLA PORTA	ITA	Forward Team	FORWARD	1'54.469	10 16	3.299 0.045	293.4
31	27	Kasma DANIEL	MAL	Correos Prepago Yamaha VR46 M	KALEX	1'55.593	4 9	4.423 1.124	292.6

Practice condition: Dry

Air: 27°

Humidity: 54%

Ground: 45°

Fastest Lap:	Lap: 16	Pedro ACOSTA	1'51.170	169.8 Km/h
Best Race Lap:	2021	Sam LOWES	1'51.208	169.7 Km/h
All Time Lap Record:	2021	Raul FERNANDEZ	1'50.616	170.6 Km/h

The results are provisional until the end of the limit for protest and appeals.

Time limit for protest expires 30' after publication of the results - Time:

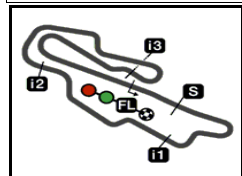
These data/results cannot be reproduced, stored and/or transmitted in whole or in part by any manner of electronic, mechanical, photocopying, recording, broadcasting or otherwise now known or herein after developed without the previous express consent by the copyright owner, except for reproduction in daily press and regular printed publications on sale to the public within 60 days of the event related to those data/results and always provided that copyright symbol appears together as follows below.

© DORNA, 2023

Official MotoGP Timing by TISSOT
www.motogp.com

Mugello, Friday, June 09, 2023





5245 m.

GRAN PREMIO D'ITALIA OAKLEY

Practice Nr. 2

Combined Practice Times

7

Rider	Nation	Team	MOTORCYCLE	P1	P2	Gap
1 37 P.ACOSTA	SPA	Red Bull KTM Ajo	KALEX	1'50.928 14	1'51.170 16	
2 13 C.VIETTI	ITA	Fantic Racing	KALEX	1'51.124 15	1'51.850 17	0.196 0.196
3 21 A.LOPEZ	SPA	MB Conveyors SpeedUp	BOSCOSCURO	1'51.193 13	1'51.406 16	0.265 0.069
4 54 F.ALDEGUER	SPA	MB Conveyors SpeedUp	BOSCOSCURO	1'51.246 12	1'51.949 10	0.318 0.053
5 34 M.PASINI	ITA	Fieten Olie Racing GP	KALEX	1'51.365 11	1'52.423 4	0.437 0.119
6 12 F.SALAC	CZE	QJMOTOR Gresini Moto2	KALEX	1'51.627 12	1'52.035 10	0.699 0.262
7 96 J.DIXON	GBR	Autosolar GASGAS Aspar M2	KALEX	1'51.873 12	1'51.708 18	0.780 0.081
8 14 T.ARBOLINO	ITA	Elf Marc VDS Racing Team	KALEX	1'51.814 15	1'51.730 17	0.802 0.022
9 22 S.LOWES	GBR	Elf Marc VDS Racing Team	KALEX	1'51.830 13	1'52.321 10	0.902 0.100
10 71 D.FOGGIA	ITA	Italtrans Racing Team	KALEX	1'51.877 12	1'51.940 12	0.949 0.047
11 18 M.GONZALEZ	SPA	Correos Prepago Yamaha VR46 MasterCamp	KALEX	1'51.961 13	1'51.884 9	0.956 0.007
12 52 J.ALCOBA	SPA	QJMOTOR Gresini Moto2	KALEX	1'51.896 13	1'52.346 15	0.968 0.012
13 79 A.OGURA	JPN	IDEMITSU Honda Team Asia	KALEX	1'52.041 11	1'51.913 11	0.985 0.017
14 16 J.ROBERTS	USA	Italtrans Racing Team	KALEX	1'51.959 11	1'52.023 10	1.031 0.046
15 40 A.CANET	SPA	Pons Wegow Los40	KALEX	1'51.993 6	1'52.028 12	1.065 0.034
16 11 S.GARCIA	SPA	Pons Wegow Los40	KALEX	1'52.464 12	1'52.120 13	1.192 0.127
17 7 B.BALTUS	BEL	Fieten Olie Racing GP	KALEX	1'52.747 17	1'52.134 12	1.206 0.014
18 75 A.ARENAS	SPA	Red Bull KTM Ajo	KALEX	1'52.142 15	1'52.655 7	1.214 0.008
19 35 S.CHANTRA	THA	IDEMITSU Honda Team Asia	KALEX	1'52.391 18	1'52.179 9	1.251 0.037
20 15 D.BINDER	RSA	Liqui Moly Husqvarna Intact GP	KALEX	1'52.191 14	1'52.565 12	1.263 0.012
21 64 B.BENDSNEYDEI	NED	Pertamina Mandalika SAG Team	KALEX	1'52.289 15	1'52.939 3	1.361 0.098
22 3 L.TULOVIC	GER	Liqui Moly Husqvarna Intact GP	KALEX	1'53.563 18	1'52.426 10	1.498 0.137
23 28 I.GUEVARA	SPA	Autosolar GASGAS Aspar M2	KALEX	1'52.523 12	1'52.865 14	1.595 0.097
24 84 Z.VD GOORBERG	NED	Fieten Olie Racing GP	KALEX	1'52.808 16	1'52.825 19	1.880 0.285
25 24 M.RAMIREZ	SPA	Forward Team	FORWARD	1'53.462 15	1'53.047 13	2.119 0.239
26 4 S.KELLY	USA	OnlyFans American Racing	KALEX	1'53.662 16	1'53.386 16	2.458 0.339
27 72 B.GOMEZ	SPA	Fantic Racing	KALEX	1'53.512 12	1'53.526 3	2.584 0.126
28 33 R.SKINNER	GBR	OnlyFans American Racing	KALEX	1'54.352 6	1'54.259 6	3.331 0.747
29 23 T.HADA	JPN	Pertamina Mandalika SAG Team	KALEX	1'55.159 13	1'54.424 12	3.496 0.165
30 19 L.DALLA PORTA	ITA	Forward Team	FORWARD	1'55.113 12	1'54.469 10	3.541 0.045
31 27 K.DANIEL	MAL	Correos Prepago Yamaha VR46 MasterCamp	KALEX	1'55.240 14	1'55.593 4	4.312 0.771

Pole Position Record:	2021	Raul FERNANDEZ	1'50.723	170.5 Km/h
Best Race Lap:	2021	Sam LOWES	1'51.208	169.7 Km/h
All Time Lap Record:	2021	Raul FERNANDEZ	1'50.616	170.6 Km/h

The results are provisional until the end of the limit for protest and appeals.

Time limit for protest expires 60' after publication of the results - Time:

These data/results cannot be reproduced, stored and/or transmitted in whole or in part by any manner of electronic, mechanical, photocopying, recording, broadcasting or otherwise now known or herein after developed without the previous express consent by the copyright owner, except for reproduction in daily press and regular printed publications on sale to the public within 60 days of the event related to those data/results and always provided that copyright symbol appears together as follows below.

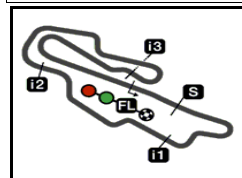
© DORNA, 2023

Official MotoGP Timing by TISSOT

www.motogp.com

Mugello, Friday, June 09, 2023






5245 m.

GRAN PREMIO D'ITALIA OAKLEY

Practice Nr. 2

Top Speed & Average

8

	Rider	Nation	Motorcycle	Top 5 speeds					Average	Top
13	Celestino VIETTI	ITA	KALEX	301.6	298.3	298.3	296.7	295.8	297.1	301.6
15	Darryn BINDER	RSA	KALEX	301.6	298.3	297.5	295.8	295.0	297.2	301.6
34	Mattia PASINI	ITA	KALEX	300.0	299.1	298.3	296.7	295.8	297.6	300.0
37	Pedro ACOSTA	SPA	KALEX	300.0	298.3	298.3	296.7	296.7	297.8	300.0
52	Jeremy ALCOBA	SPA	KALEX	298.3	297.5	295.0	295.0	294.2	296.0	298.3
35	Somkiat CHANTRA	THA	KALEX	297.5	294.2	294.2	294.2	293.4	294.2	297.5
40	Aron CANET	SPA	KALEX	297.5	294.2	293.4	292.6	291.8	293.9	297.5
72	Borja GOMEZ	SPA	KALEX	297.5	295.8	295.0	295.0	295.0	295.7	297.5
96	Jake DIXON	GBR	KALEX	297.5	296.7	296.7	296.7	296.7	296.8	297.5
4	Sean Dylan KELLY	USA	KALEX	296.7	295.8	295.8	295.8	291.8	294.2	296.7
7	Barry BALTUS	BEL	KALEX	296.7	295.8	295.8	295.0	295.0	295.6	296.7
12	Filip SALAC	CZE	KALEX	296.7	295.0	295.0	295.0	294.2	295.2	296.7
14	Tony ARBOLINO	ITA	KALEX	296.7	295.8	295.0	295.0	293.4	295.2	296.7
75	Albert ARENAS	SPA	KALEX	295.8	295.0	295.0	295.0	295.0	295.1	295.8
3	Lukas TULOVIC	GER	KALEX	295.0	294.2	294.2	293.4	293.4	293.9	295.0
28	Izan GUEVARA	SPA	KALEX	295.0	295.0	293.4	292.6	292.6	293.7	295.0
71	Dennis FOGGIA	ITA	KALEX	295.0	295.0	295.0	295.0	295.0	295.0	295.0
16	Joe ROBERTS	USA	KALEX	294.2	292.6	290.3	289.5	289.5	290.7	294.2
54	Fermín ALDEGUER	SPA	BOSCOSCURO	294.2	292.6	292.6	290.3	289.5	291.5	294.2
11	Sergio GARCIA	SPA	KALEX	293.4	292.6	292.6	292.6	291.8	292.3	293.4
18	Manuel GONZALEZ	SPA	KALEX	293.4	292.6	290.3	289.5	288.7	290.5	293.4
19	Lorenzo DALLA PORTA	ITA	FORWARD	293.4	292.6	292.6	291.8	291.8	292.2	293.4
84	Zonta VD GOORBERGH	NED	KALEX	293.4	291.8	291.8	291.1	291.1	291.6	293.4
22	Sam LOWES	GBR	KALEX	292.6	291.8	291.1	290.3	290.3	291.0	292.6
23	Taiga HADA	JPN	KALEX	292.6	291.8	291.8	289.5	289.5	291.0	292.6
27	Kasma DANIEL	MAL	KALEX	292.6	288.0	288.0	287.2	286.4	288.4	292.6
24	Marcos RAMIREZ	SPA	FORWARD	291.8	291.1	291.1	291.1	290.3	290.8	291.8
21	Alonso LOPEZ	SPA	BOSCOSCURO	291.1	290.3	289.5	289.5	288.7	289.6	291.1
33	Rory SKINNER	GBR	KALEX	291.1	289.5	288.7	288.7	288.0	289.2	291.1
79	Ai OGURA	JPN	KALEX	291.1	290.3	289.5	289.5	289.5	289.8	291.1
64	Bo BENDSNEYDER	NED	KALEX	290.3	289.5	288.7	288.7	288.0	288.9	290.3

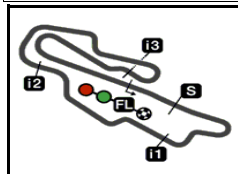
These data/results cannot be reproduced, stored and/or transmitted in whole or in part by any manner of electronic, mechanical, photocopying, recording, broadcasting or otherwise now known or herein after developed without the previous express consent by the copyright owner, except for reproduction in daily press and regular printed publications on sale to the public within 60 days of the event related to those data/results and always provided that copyright symbol appears together as follows below.

© DORNA, 2023

Official MotoGP Timing by TISSOT
www.motogp.com



Mugello, Friday, June 09, 2023



5245 m.

GRAN PREMIO D'ITALIA OAKLEY

Practice Nr. 2

Chronological Analysis of Performances

9

* Lap / Sector time cancelled		T1 Time from finish line to 1st intermedate				T3 Time from 2nd intermed. to 3rd intermed.							
P Crossing the finish line in pit lane		T2 Time from 1st intermed. to 2nd intermed.				T4 Time from 3rd intermedate to finish line							
Lap	Lap Time	T1	T2	T3	T4	Speed	Lap	Lap Time	T1	T2	T3	T4	Speed
1st	37	Pedro ACOSTA Red Bull KTM Ajo SPA				5	1'52.952	26.536	23.515	36.433	26.468	294.2	
		Runs=4	Total laps=16	Full laps=9	Valid laps=7	6	1'52.178	26.451	23.519	36.219	25.989	293.4	
1	3'14.214	31.377	24.323	43.121	26.735	180.6	7	1'52.294	26.522	23.412	36.299	26.061	295.0
2	1'55.797 *	26.82*	24.006	38.810	26.156	295.8	8	2'05.049 P	26.516	23.609	41.754*	33.170	291.8
3	1'52.300	26.642	23.566	36.038	26.054	295.8	9	2'07.113	39.564	24.427	37.042	26.080	78.6
4	57.119 P	29.635				294.2	10	1'52.220	26.670	23.461	36.207	25.882	296.7
5	2'00.285 *	33.049	24.042	36.967*	26.227	184.9	11	1'55.186 *	26.68*	25.676	36.652	26.176	297.5
6	1'51.820 P	26.323	23.442	36.001	26.054	295.8	12	1'52.229	26.421	23.470	36.306	26.032	296.7
7	2'05.539	37.935	24.468	36.932	26.204	87.0	13	1'52.284	26.514	23.473	36.335	25.962	296.7
8	1'52.188	26.516	23.431	36.174	26.067	295.8	14	58.114 P	28.345				296.7
9	1'54.967 *	26.71*	25.517	36.492	26.247	300.0	15	1'58.177	31.272	24.057	36.698	26.150	170.6
10	1'51.868	26.347	23.336	36.095	26.090	296.7	16	1'52.039	26.471	23.451	36.097	26.020	293.4
11	1'51.886	26.330	23.397	36.174	25.985	298.3	17	1'52.193	26.352	23.443	36.017	26.381	294.2
12	1'13.463 P	44.352				298.3	18	1'51.708	26.379	23.433	35.990	25.906	292.6
13	2'00.286	31.899	24.970	37.023	26.394	189.4	4th 14 Tony ARBOLINO Elf Marc VDS Racing ITA						
14	1'51.567	26.270	23.457	35.923	25.917	295.0		Runs=3	Total laps=19	Full laps=14	Valid laps=10		
15	1'51.243	26.178	23.321	35.759	25.985	296.7	1	3'13.403	33.638	25.389	44.678	26.602	190.8
16	1'51.170	26.234	23.222	35.905	25.809	296.7	2	1'58.116 *	27.49*	23.978	40.295	26.349	284.2
2nd 21 Alonso LOPEZ MB Conveyors Speed SPA						3	1'52.800 *	26.576	23.573	36.219*	26.432	295.0	
		Runs=3	Total laps=18	Full laps=13	Valid laps=13	4	2'06.572	26.544	23.919	41.371	34.738	295.8	
1	2'03.226	30.531	24.296	36.746	26.414	192.1	5	1'52.711	26.577	23.674	36.327	26.133	291.1
2	1'52.385	26.793	23.450	36.015	26.127	284.2	6	1'52.160	26.507	23.542	36.158	25.953	292.6
3	1'53.546	27.313	23.706	36.346	26.181	284.2	7	2'05.984	26.376	23.506	48.011	28.091	292.6
4	1'52.369	26.717	23.464	36.124	26.064	284.9	8	57.331 P	26.635				290.3
5	1'52.202	26.544	23.402	36.087	26.169	285.7	9	2'11.627	44.355	24.320	36.802	26.150	69.0
6	55.896 P	26.700				285.7	10	1'54.909	26.649	23.623	38.458	26.179	292.6
7	1'58.647	31.382	24.595	36.436	26.234	180.3	11	1'53.058 *	26.85*	23.737	36.532	25.934	291.8
8	1'52.270	26.854	23.392	36.047	25.977	288.0	12	1'52.073	26.488	23.492	36.228	25.865	293.4
9	1'52.172	26.623	23.393	36.118	26.038	288.7	13	56.834 P	26.401				295.0
10	1'52.340	26.578	23.412	36.217	26.133	288.7	14	2'00.365	32.961	24.376	36.961	26.067	166.4
11	1'56.418	27.640	25.128	37.227	26.423	289.5	15	1'52.309	26.550	23.538	36.220	26.001	289.5
12	1'52.335	26.646	23.557	36.053	26.079	288.0	16	2'00.985	28.215	29.527	37.042	26.201	292.6
13	1'51.970	26.592	23.449	35.926	26.003	288.0	17	1'51.730	26.243	23.529	36.103	25.855	296.7
14	58.848 P	27.961				288.0	18	1'51.864	26.368	23.427	36.215	25.854	292.6
15	1'58.660	31.967	24.163	36.424	26.106	187.8	19	2'01.788 *	29.035	27.047	39.492*	26.214	291.8
16	1'51.406	26.367	23.232	35.833	25.974	290.3	5th 13 Celestino VIETTI Fantic Racing ITA						
17	1'51.470	26.348	23.264	36.028	25.830	291.1		Runs=3	Total laps=18	Full laps=13	Valid laps=8		
18	1'58.591	28.688	26.977	36.891	26.035	289.5	1	2'44.106	34.486	24.917	37.302	26.639	158.8
3rd 96 Jake DIXON Autosolar GASGAS A GBR						2	1'57.416 *	31.14*	24.003	36.162	26.104	295.0	
		Runs=3	Total laps=18	Full laps=13	Valid laps=11	3	1'52.334	26.592	23.584	36.094	26.064	295.8	
1	3'14.434	31.554	24.327	43.012	26.773	182.7	4	1'51.901	26.441	23.454	36.092	25.914	298.3
2	1'55.787 *	26.86*	23.986	38.874	26.060	295.0	5	1'52.590 *	26.630	23.716	36.098*	26.146	301.6
3	1'52.323	26.539	23.705	36.122	25.957	296.7	6	1'52.173 *	26.523	23.595	36.070*	25.985	295.0
4	2'08.898	29.728	24.204	39.045	35.921	295.0	7	1'52.218	26.446	23.548	36.219	26.005	295.8

Fastest Lap: Pedro ACOSTA Red Bull KTM Ajo SPA **1'51.170** 26.234 23.222 35.905 25.809

These data/results cannot be reproduced, stored and/or transmitted in whole or in part by any manner of electronic, mechanical, photocopying, recording, broadcasting or otherwise now known or herein after developed without the previous express consent by the copyright owner, except for reproduction in daily press and regular printed publications on sale to the public within 60 days of the event related to those data/results and always provided that copyright symbol appears together as follows below.
© DORNA, 2023



Practice Nr. 2

Moto2

Lap	Lap Time		T1	T2	T3	T4	Speed	Lap	Lap Time	T1	T2	T3	T4	Speed	
8	1'54.187	P	26.443	23.607	36.176	27.961	298.3	9	1'58.406	31.019	24.128	36.884	26.375	184.6	
9	2'02.769		35.597	24.224	36.625	26.323	144.0	10	1'52.322	26.485	23.492	36.200	26.145	294.2	
10	1'52.399		26.537	23.618	36.192	26.052	293.4	11	1'52.235	26.360	23.487	36.253	26.135	294.2	
11	1'52.423	*	26.53*	23.718	36.072	26.095	295.0	12	1'51.940	26.432	23.412	36.094	26.002	295.0	
12	1'01.103	P	31.561				295.8	13	1'55.244	26.593	23.512	38.421	26.718	295.0	
13	2'01.952		32.834	24.918	37.543	26.657	181.5	9th 54 Fermin ALDEGUER MB Conveyors Speed SPA Runs=3 Total laps=17 Full laps=12 Valid laps=11							
14	1'52.400		26.585	23.561	36.086	26.168	291.8	1	2'09.934	30.788	24.394	36.864	26.351	197.4	
15	1'51.903		26.274	23.594	35.981	26.054	295.0	2	1'52.475	26.646	23.598	36.199	26.032	288.0	
16	1'51.969		26.253	23.610	36.046	26.060	296.7	3	1'52.064	26.555	23.436	36.084	25.989	287.2	
17	1'51.850		26.407	23.531	36.000	25.912	295.8	4	1'52.451	26.534	23.523	36.236	26.158	288.0	
18	1'52.562	*	26.721	23.679	36.129*	26.033	295.8	5	1'52.176	26.521	23.469	36.147	26.039	288.0	
6th 18 Manuel GONZALEZ Correos Prepago Yam SPA Runs=3 Total laps=11 Full laps=6 Valid laps=5								6	55.908	P	26.539			288.0	
1	2'06.298		29.657	23.961	36.428	26.389	200.3	7	1'59.085	30.951	24.260	37.343	26.531	194.2	
2	2'142.548	P					290.3	8	1'53.918	*	26.734	24.280	36.743*	26.161	288.0
3	1'57.778	*	30.790	24.093	36.629*	26.266	196.0	9	1'52.043	26.524	23.393	36.085	26.041	288.7	
4	1'52.665		26.738	23.593	36.122	26.212	288.0	10	1'51.949	26.391	23.399	36.133	26.026	288.7	
5	1'52.465		26.701	23.531	36.044	26.189	288.7	11	1'52.129	26.448	23.508	36.056	26.117	289.5	
6	1'52.442	*	26.516	23.551	36.070	26.305*	289.5	12	1'57.037	P	29.305	25.374	36.942	25.416	290.3
7	1'51.514	P	26.572	23.484	36.152	25.306	288.7	13	1'59.152	*	31.235	24.543	36.966*	26.408	196.3
8	2'02.468		32.089	24.593	36.760	29.026	194.5	14	1'54.987	26.539	23.397	36.627	28.424	289.5	
9	1'51.884		26.489	23.438	35.983	25.974	293.4	15	1'52.110	26.317	23.427	36.194	26.172	292.6	
10	1'52.646		26.742	23.639	36.268	25.997	286.4	16	1'52.208	26.649	23.478	36.111	25.970	292.6	
11	1'52.294		26.410	23.605	36.076	26.203	292.6	17	1'52.416	26.465	23.583	36.299	26.069	294.2	
7th 79 Ai OGURA IDEMITSU Honda Tea JPN Runs=2 Total laps=17 Full laps=14 Valid laps=11								10th 16 Joe ROBERTS Italtrans Racing Team USA Runs=2 Total laps=14 Full laps=11 Valid laps=10							
1	2'54.751		32.388	24.584	37.584	26.815	172.2	1	2'55.846	32.797	24.901	37.614	26.678	164.1	
2	1'54.424	*	27.49*	23.828	36.659	26.440	291.1	2	1'55.743	*	27.33*	24.135	37.626	26.645	289.5
3	1'53.371	*	26.964	23.708*	36.462	26.237	289.5	3	1'53.461	26.887	23.679	36.565	26.330	288.7	
4	1'53.186		26.642	23.416	36.795	26.333	289.5	4	1'52.991	26.687	23.647	36.381	26.276	288.7	
5	1'52.903		26.610	23.508	36.549	26.236	288.7	5	1'53.052	26.660	23.687	36.449	26.256	289.5	
6	1'52.905		26.587	23.424	36.651	26.243	289.5	6	1'55.485	26.865	24.376	37.569	26.675	290.3	
7	1'52.871		26.547	23.494	36.573	26.257	287.2	7	1'53.927	26.813	23.831	36.778	26.505	288.0	
8	1'06.565	P	32.912				288.0	8	2'08.352	P	26.697	23.777	36.783*	41.095	287.2
9	2'08.444		38.784	25.522	37.648	26.490	141.9	9	2'05.474	38.004	24.388	36.680	26.402	142.8	
10	1'52.169		26.564	23.429	36.256	25.920	288.0	10	1'52.023	26.484	23.405	36.093	26.041	288.0	
11	1'51.913		26.430	23.194	36.224	26.065	289.5	11	1'53.587	26.624	23.550	36.562	26.851	294.2	
12	1'52.071		26.396	23.422	36.234	26.019	288.0	12	1'52.341	26.478	23.494	36.223	26.146	289.5	
13	1'53.584	*	26.429	23.393	37.250*	26.512	286.4	13	1'58.386	29.783	25.199	36.889	26.515	292.6	
14	1'54.786		27.781	23.887	36.885	26.233	290.3	14	1'53.085	26.653	23.639	36.430	26.363	289.5	
15	1'52.379		26.466	23.374	36.438	26.101	289.5	11th 40 Aron CANET Pons Wegow Los40 SPA Runs=3 Total laps=14 Full laps=9 Valid laps=7							
16	1'54.866		27.121	24.372	36.955	26.418	288.0	1	3'15.357	29.778	24.079	39.139	26.682	193.8	
17	1'52.424		26.549	23.434	36.299	26.142	288.7	2	1'55.537	*	26.98*	23.805	38.570	26.181	294.2
8th 71 Dennis FOGGIA Italtrans Racing Team ITA Runs=2 Total laps=13 Full laps=10 Valid laps=9								3	1'52.823	26.667	23.596	36.347	26.213	293.4	
1	2'44.933		31.184	24.408	37.506	26.417	190.4	4	1'53.525	P	26.922	23.790	36.371	26.442	297.5
2	1'54.840	*	27.15*	23.758	37.795	26.130	295.0	5	2'12.507	45.125	24.267	36.850	26.265	63.1	
3	1'52.956		26.696	23.512	36.558	26.190	295.0	6	1'52.617	26.637	23.582	36.310	26.088	289.5	
4	1'52.824		26.499	23.576	36.463	26.286	294.2	7	1'52.320	*	26.58*	23.406	36.199	26.135	291.1
5	1'53.115		26.944	23.718	36.331	26.122	292.6	8	1'53.168	26.687	23.681	36.429	26.371	292.6	
6	1'52.414		26.450	23.546	36.299	26.119	293.4	9	1'03.505	P	30.201				288.0
7	1'52.479		26.462	23.436	36.486	26.095	295.0	10	2'04.549	*	34.899	27.023	36.402*	26.225	115.3
8	1'54.028	P	26.500	23.466	36.255	27.807	295.0	11	1'52.192	26.406	23.572	36.106	26.108	290.3	

Fastest Lap: Pedro ACOSTA Red Bull KTM Ajo SPA **1'51.170** 26.234 23.222 35.905 25.809

These data/results cannot be reproduced, stored and/or transmitted in whole or in part by any manner of electronic, mechanical, photocopying, recording, broadcasting or otherwise now known or herein after developed without the previous express consent by the copyright owner, except for reproduction in daily press and regular printed publications on sale to the public within 60 days of the event related to those data/results and always provided that copyright symbol appears together as follows below.
© DORNA, 2023

Practice Nr. 2

Moto2

Lap	Lap Time	T1	T2	T3	T4	Speed
12	1'52.028	26.498	23.441	36.052	26.037	291.8
13	1'52.229	26.455	23.551	36.180	26.043	290.3
14	1'52.742	26.421	23.785	36.154	26.382	290.3

Lap	Lap Time	T1	T2	T3	T4	Speed
9	1'02.159 P	31.17*				280.5
10	2'03.593 *	35.477	24.240	37.143	26.733*	172.8
11	1'52.881 *	26.60*	23.460	36.719	26.099	291.8
12	1'52.134	26.505	23.601	36.020	26.008	295.0
13	1'52.863	26.448	23.492	36.624	26.299	295.0
14	1'56.603	28.758	24.451	37.383	26.011	287.2
15	1'52.734	26.657	23.598	36.460	26.019	296.7
16	1'53.401	26.732	23.651	36.863	26.155	291.1
17	1'53.346	26.750	23.645	36.703	26.248	293.4
18	1'52.996	26.502	23.687	36.599	26.208	292.6
19	1'59.893 *	28.067	24.526	40.505	26.795*	291.8
20	1'53.455	26.660	23.756	36.962	26.077	291.8
21	1'53.505	26.658	24.004	36.653	26.190	291.8

12th 12 Filip SALAC			QJMOTOR Gresini M CZE			
Runs=2	Total laps=19		Full laps=16	Valid laps=12		
1	2'44.841	31.315	24.439	37.471	26.502	181.8
2	1'54.580 *	27.13*	23.738	37.485*	26.225	293.4
3	1'52.702	26.530	23.633	36.384	26.155	291.8
4	1'56.497 *	26.555	23.644	39.748	26.550*	292.6
5	1'52.766 *	26.442	23.656	36.522	26.146*	294.2
6	58.697 P	28.191				293.4
7	2'02.784	34.807	24.475	37.078	26.424	108.6
8	1'54.044	26.619	23.831	37.349	26.245	290.3
9	1'52.907 *	26.65*	23.738	36.404	26.113	292.6
10	1'52.035	26.336	23.449	36.223	26.027	295.0
11	1'52.154	26.411	23.504	36.225	26.014	296.7
12	1'52.812	26.636	23.549	36.456	26.171	295.0
13	1'52.795	26.578	23.637	36.422	26.158	289.5
14	1'53.240	26.571	23.637	36.768	26.264	290.3
15	1'52.828	26.663	23.644	36.394	26.127	290.3
16	1'53.606	26.641	23.863	36.696	26.406	291.8
17	1'59.438	26.921	24.119	41.930	26.468	290.3
18	1'53.318	26.610	23.780	36.722	26.206	295.0
19	1'53.586	26.738	23.895	36.770	26.183	289.5

13th 11 Sergio GARCIA			Pons Wegow Los40 SPA			
Runs=3	Total laps=17		Full laps=12	Valid laps=9		
1	3'14.985	30.198	24.044	41.212	27.073	186.5
2	1'54.175 *	27.25*	23.767	36.692	26.464	291.8
3	1'54.429 *	27.677	23.999	36.479*	26.274	290.3
4	1'54.504	26.954	24.328	36.784	26.438	291.8
5	1'53.463	26.840	23.633	36.517	26.473	290.3
6	1'53.398 *	26.900	23.578	36.615*	26.305	290.3
7	1'56.338 P	26.938	23.657	36.622	29.121	289.5
8	2'06.210	35.593	25.627	38.232	26.758	191.8
9	1'53.736	27.252	23.627	36.453	26.404	289.5
10	1'53.323	26.951	23.567	36.414	26.391	291.1
11	54.283 P	27.102				291.8
12	2'08.130	40.570	24.301	36.985	26.274	91.9
13	1'52.120	26.731	23.386	36.035	25.968	292.6
14	1'59.527	28.552	27.732	36.864	26.379	293.4
15	1'53.738	26.709	23.462	37.377	26.190	292.6
16	1'52.544	26.586	23.418	36.347	26.193	292.6
17	1'54.223	26.603	23.572	37.243	26.805	291.8

14th 7 Barry BALTUS			Fieten Olie Racing GP BEL			
Runs=2	Total laps=21		Full laps=18	Valid laps=15		
1	2'27.784	31.452	24.862	37.600	26.598	188.1
2	1'53.561 *	26.82*	23.812	36.653	26.268	294.2
3	1'52.636	26.504	23.690	36.219	26.223	293.4
4	1'52.519	26.428	23.611	36.343	26.137	294.2
5	1'52.702	26.593	23.869	36.226	26.014	295.8
6	1'53.568	26.802	23.996	36.454	26.316	295.8
7	1'52.650	26.455	23.631	36.314	26.250	291.8
8	1'53.691	26.605	24.085	36.712	26.289	295.0

15th 35 Somkiat CHANTRA			IDEMITSU Honda Tea THA			
Runs=3	Total laps=19		Full laps=15	Valid laps=14		
1	2'39.665	32.712	24.664	37.706	26.647	174.4
2	1'55.370 *	26.91*	23.756	36.696	28.005	292.6
3	1'53.142	26.716	23.748	36.507	26.171	292.6
4	1'52.757	26.657	23.638	36.380	26.082	293.4
5	55.410 P	27.367				294.2
6	2'10.833 P	32.359	24.799	41.276*	32.399	175.8
7	2'03.098	33.289	25.387	37.603	26.819	160.9
8	1'52.184	26.751	23.430	36.027	25.976	288.7
9	1'52.179	26.529	23.524	36.083	26.043	291.1
10	1'54.466	26.444	24.367	37.501	26.154	293.4
11	1'52.594	26.436	23.750	36.214	26.194	293.4
12	1'52.346	26.491	23.586	36.269	26.000	291.1
13	1'57.821	26.912	25.479	38.156	27.274	291.8
14	1'59.286	27.440	27.806	37.519	26.521	288.7
15	1'52.518	26.506	23.536	36.334	26.142	293.4
16	1'53.030	26.478	23.774	36.585	26.193	294.2
17	2'01.238	28.848	26.677	38.146	27.567	292.6
18	1'52.411	26.591	23.569	36.201	26.050	297.5
19	1'53.939	26.640	23.922	37.020	26.357	294.2

16th 22 Sam LOWES			Elf Marc VDS Racing GBR			
Runs=3	Total laps=17		Full laps=12	Valid laps=11		
1	2'33.088	32.193	24.691	37.649	26.532	166.1
2	1'53.745 *	27.24*	23.784	36.630	26.090	289.5
3	1'52.546	26.825	23.445	36.271	26.005	291.8
4	1'52.361	26.657	23.455	36.119	26.130	290.3
5	2'01.057	32.523	24.461	37.690	26.383	292.6
6	1'52.620	26.769	23.357	36.462	26.032	289.5
7	1'52.524	26.697	23.355	36.324	26.148	290.3
8	1'53.719 P	26.659	23.468	36.149	27.443	289.5
9	2'05.022	37.469	24.316	36.884	26.353	155.6
10	1'52.321	26.771	23.456	36.055	26.039	290.3
11	1'53.001	26.645	23.636	36.540	26.180	291.1
12	1'52.597	26.778	23.401	36.324	26.094	288.7
13	58.180 P	26.665				288.7
14	2'00.884	33.432	24.080	36.927	26.445	164.6
15	1'52.823	26.832	23.583	36.299	26.109	288.7
16	1'52.494	26.680	23.410	36.346	26.058	290.3
17	1'52.479	26.671	23.414	36.321	26.073	289.5

Fastest Lap: Pedro ACOSTA Red Bull KTM Ajo SPA 1'51.170 26.234 23.222 35.905 25.809

These data/results cannot be reproduced, stored and/or transmitted in whole or in part by any manner of electronic, mechanical, photocopying, recording, broadcasting or otherwise now known or herein after developed without the previous express consent by the copyright owner, except for reproduction in daily press and regular printed publications on sale to the public within 60 days of the event related to those data/results and always provided that copyright symbol appears together as follows below.

Practice Nr. 2

Moto2

Lap	Lap Time	T1	T2	T3	T4	Speed	Lap	Lap Time	T1	T2	T3	T4	Speed
17th	52	Jeremy ALCOBA QJMOTOR Gresini M SPA					14	1'53.092	26.791	23.601	36.447	26.253	291.8
		Runs=3	Total laps=16	Full laps=11	Valid laps=8	15	1'53.549 *	26.847	23.789	36.645*	26.268	292.6	
1	2'45.792	33.136	24.568	43.177	26.773	180.0	16	1'55.542 *	26.822	23.864	38.175*	26.681	292.6
2	1'56.361 *	27.06*	23.851	37.678	27.768	292.6	17	1'55.731	26.957	23.894	38.284	26.596	291.1
3	1'52.855	26.727	23.703	<u>36.158</u>	26.267	293.4	18	1'53.635	26.951	23.879	36.709	26.096	291.8
4	1'52.471	26.544	23.540	36.250	26.137	293.4	19	1'59.138	31.271	24.416	37.042	26.409	294.2
5	1'52.702	26.592	23.680	36.371	26.059	293.4	20th						
6	1'55.749 P	26.516	<u>23.401</u>	37.373	28.459	292.6	15	Darryn BINDER Liqui Moly Husqvarna RSA					
7	2'10.694	42.579	24.730	37.017	26.368	78.2		Runs=4	Total laps=16	Full laps=9	Valid laps=8		
8	1'55.320 *	26.766	23.735	38.555*	26.264	291.1	1	2'33.633	32.746	24.951	37.309	26.638	167.9
9	1'53.128 *	26.79*	23.673	36.482	26.180	292.6	2	2'03.063 P	27.24*	23.888	39.230	32.703	295.8
10	1'52.978	26.583	23.656	36.502	26.237	295.0	3	2'07.139	35.231	27.010	37.797	27.101	173.6
11	1'53.555 P	26.557	23.632	36.606	26.760	293.4	4	1'54.472	27.074	24.084	36.709	26.605	291.1
12	1'57.320	29.732	24.269	36.936	26.383	196.7	5	1'54.365	26.866	23.872	37.049	26.578	292.6
13	1'55.088	26.522	23.527	36.801	28.238	297.5	6	2'13.010 P	27.028	24.022	44.113*	37.847	291.1
14	1'52.363	26.510	23.537	36.308	26.008	<u>298.3</u>	7	2'05.753	33.565	26.325	38.712	27.151	183.9
15	<u>1'52.346</u>	26.590	23.538	36.222	<u>25.996</u>	295.0	8	1'54.556	27.149	23.880	37.007	26.520	294.2
16	1'52.443	<u>26.480</u>	23.634	36.259	26.070	294.2	9	1'54.312	26.958	23.861	36.941	26.552	295.0
18th							10	1'01.319 P	29.748				293.4
34	Mattia PASINI Fieten Olie Racing GP ITA					11	1'59.661	32.207	24.293	36.820	26.341	188.8	
	Runs=3	Total laps=19	Full laps=14	Valid laps=11	12	<u>1'52.565</u>	26.679	<u>23.688</u>	<u>36.175</u>	<u>26.023</u>	295.0		
1	2'27.651	31.683	24.853	37.564	26.587	181.5	13	1'57.942	26.651	24.039	40.695	26.557	297.5
2	1'53.510 *	26.84*	23.814	36.632	26.221	293.4	14	1'52.806	<u>26.503</u>	23.767	36.322	26.214	<u>301.6</u>
3	1'52.626	26.548	23.621	36.312	26.145	295.0	15	1'54.520 *	26.854	23.996	37.041	26.629*	298.3
4	<u>1'52.423</u>	26.519	23.537	36.388	<u>25.979</u>	295.8	16	1'59.132	30.100	25.097	37.330	26.605	293.4
5	1'52.690	26.498	23.593	36.446	26.153	<u>300.0</u>	21st						
6	1'53.345	26.936	23.677	36.552	26.180	299.1	75	Albert ARENAS Red Bull KTM Ajo SPA					
7	1'53.020	<u>26.454</u>	23.690	36.579	26.297	296.7		Runs=3	Total laps=18	Full laps=13	Valid laps=9		
8	1'54.782 *	26.552	25.002	36.995	26.233*	294.2	1	2'34.339	31.496	24.649	37.463	26.800	180.0
9	1'08.220 P	31.51*				263.4	2	1'53.916 *	26.98*	23.893	36.833	26.210	293.4
10	2'01.967	33.560	24.300	37.060	27.047	191.1	3	1'53.140	26.760	23.632	36.488	26.260	294.2
11	1'57.497 P	27.16*	23.974	37.128	29.235	298.3	4	1'54.144	26.720	23.862	37.076	26.486	<u>295.8</u>
12	2'05.720	31.536	24.057	43.443	26.684	193.8	5	1'52.822 *	<u>26.559</u>	23.603	36.468	26.192*	295.0
13	1'52.506	26.607	23.572	<u>36.200</u>	26.127	293.4	6	1'57.602	27.461	26.286	37.616	26.239	295.0
14	1'52.496	26.543	23.586	36.291	26.076	293.4	7	<u>1'52.655</u>	26.587	23.555	<u>36.310</u>	26.203	294.2
15	1'54.572 *	26.530	<u>23.508</u>	36.308	28.226*	293.4	8	1'53.711 P	26.677	23.551	36.568*	26.915	295.0
16	1'52.790	26.541	23.574	36.476	26.199	295.0	9	2'10.127 *	40.997	24.629	38.008*	26.493	97.9
17	1'52.612	26.468	23.584	36.414	26.146	295.8	10	1'55.160	26.809	23.545	38.270	26.536	292.6
18	1'57.257	30.206	24.099	36.634	26.318	258.9	11	1'53.512 *	26.73*	23.706	36.686	26.381	295.0
19	1'53.208	26.632	23.698	36.608	26.270	295.0	12	57.358 P	26.756				295.0
19th							13	2'02.069	34.448	24.325	37.003	26.293	164.1
3	Lukas TULOVIC Liqui Moly Husqvarna GER					14	1'52.820	26.600	23.730	36.362	26.128	291.8	
	Runs=2	Total laps=19	Full laps=16	Valid laps=11	15	1'53.164 *	26.562	23.600	36.679*	26.323	293.4		
1	2'29.052	33.213	25.459	40.666	27.014	169.8	16	1'52.842	26.704	23.550	36.435	26.153	293.4
2	1'58.340 *	27.38*	24.230	40.259	26.463	<u>295.0</u>	17	1'56.836	30.826	<u>23.518</u>	36.435	<u>26.057</u>	291.8
3	1'53.806	26.951	23.937	36.616	26.302	293.4	18	1'53.376	26.666	23.659	36.737	26.314	293.4
4	1'53.500	26.834	23.701	36.722	26.243	293.4	22nd						
5	1'53.519	26.777	23.746	36.737	26.259	293.4	84	Zonta VD GOORBE Fieten Olie Racing GP NED					
6	1'53.187	26.844	23.658	36.568	26.117	292.6		Runs=2	Total laps=19	Full laps=16	Valid laps=14		
7	1'55.145 *	27.925	24.046	36.840*	26.334*	293.4	1	2'28.588	31.373	24.943	37.572	26.865	190.4
8	58.584 P	29.680				294.2	2	1'55.343 *	27.47*	24.368	36.879	26.622	289.5
9	1'58.798	32.013	23.964	36.572	26.249	191.1	3	1'54.122	27.116	24.081	36.474	26.451	289.5
10	<u>1'52.426</u>	26.754	<u>23.444</u>	<u>36.255</u>	<u>25.973</u>	291.8	4	1'53.525	26.696	23.806	36.652	26.371	290.3
11	1'54.118	26.802	23.869	36.580	26.867	292.6	5	1'57.416	28.465	24.212	38.191	26.548	290.3
12	1'53.280 *	<u>26.748</u>	23.678	36.529	26.325*	288.7	6	1'55.305	27.171	24.389	37.182	26.563	291.8
13	1'57.056	30.426	23.973	36.505	26.152	288.0	7	1'53.559	26.758	23.922	36.503	26.376	291.1

Fastest Lap: Pedro ACOSTA Red Bull KTM Ajo SPA **1'51.170** 26.234 23.222 35.905 25.809

These data/results cannot be reproduced, stored and/or transmitted in whole or in part by any manner of electronic, mechanical, photocopying, recording, broadcasting or otherwise now known or herein after developed without the previous express consent by the copyright owner, except for reproduction in daily press and regular printed publications on sale to the public within 60 days of the event related to those data/results and always provided that copyright symbol appears together as follows below.

© DORNA, 2023

Practice Nr. 2**Moto2**

Lap	Lap Time	T1	T2	T3	T4	Speed	Lap	Lap Time	T1	T2	T3	T4	Speed
8	1'56.538 P	26.919	23.793	36.379	29.447	289.5	4	1'55.564	28.423	23.852	36.761	26.528	291.1
9	2'03.680	33.048	25.277	38.272	27.083	176.1	5	1'54.351 *	26.902	23.762	36.826	26.861*	290.3
10	1'54.271	27.158	23.988	36.585	26.540	282.7	6	1'55.444	28.262	23.829	36.883	26.470	286.4
11	1'53.494	26.660	23.881	36.459	26.494	287.2	7	1'01.431 P	29.996				290.3
12	1'53.209	26.636	23.729	36.422	26.422	286.4	8	1'59.960	31.204	24.505	37.617	26.634	192.1
13	1'58.607	26.786	23.899	40.389	27.533	285.7	9	1'54.434	27.153	24.005	36.822	26.454	289.5
14	1'54.877	27.335	24.415	36.721	26.406	291.1	10	1'54.259	26.993	23.935	36.889	26.442	291.1
15	1'54.859	26.668	23.810	37.883	26.498	290.3	11	59.766 P	28.832				289.5
16	1'57.724	26.702	23.869	40.573	26.580	291.1	12	2'24.247 *	40.652	36.447	38.786*	28.362	177.0
17	1'53.014	26.657	23.828	36.230	26.299	293.4	13	1'53.047	26.745	23.677	36.267	26.358	289.5
18	1'54.235 *	26.480	23.858	37.037	26.860*	291.8	14	1'53.175	26.663	23.663	36.457	26.392	291.8
19	1'52.825	26.595	23.703	36.308	26.219	291.1	15	1'56.859	29.359	24.177	36.831	26.492	290.3
							16	2'00.701	27.022	25.215	41.291	27.173	290.3

23rd 28 Izan GUEVARA Autosolar GASGAS A SPA
 Runs=4 Total laps=16 Full laps=10 Valid laps=8

1	2'36.502	31.107	24.491	37.254	26.707	185.2
2	1'54.325 *	27.03*	23.960	36.805	26.521	291.8
3	1'55.615	27.980	23.994	36.938	26.703	291.8
4	1'54.307	26.872	24.050	36.714	26.671	291.1
5	56.984 P	27.922				291.8
6	2'07.889 P	31.208	24.092	36.859*	35.730	183.6
7	2'09.748	42.312	24.251	36.756	26.429	72.3
8	1'53.066	26.652	23.627	36.499	26.288	291.8
9	1'52.911 *	26.61*	23.591	36.310	26.395	291.8
10	1'53.000	26.534	23.562	36.489	26.415	292.6
11	2'00.957	29.242	26.261	38.735	26.719	291.1
12	1'54.301 P	26.752	23.810	36.688	27.051	292.6
13	1'59.325	30.363	23.753	37.994	27.215	193.5
14	1'52.865	26.606	23.537	36.369	26.353	295.0
15	2'01.149	29.727	24.814	39.837	26.771	293.4
16	1'56.177	26.696	23.929	38.950	26.602	295.0

24th 64 Bo BENDSNEYDER Pertamina Mandalika NED
 Runs=3 Total laps=16 Full laps=11 Valid laps=10

1	2'20.530	31.042	24.433	36.651	26.452	189.8
2	1'53.912 *	27.36*	23.669	36.445	26.432	290.3
3	1'52.939	26.708	23.630	36.260	26.341	286.4
4	1'53.302	26.645	23.672	36.436	26.549	288.0
5	1'56.110	26.825	23.656	38.212	27.417	285.7
6	1'53.921	26.845	23.709	36.710	26.657	287.2
7	1'04.121 P	32.832				283.4
8	2'00.427	33.367	24.129	36.499	26.432	167.4
9	1'53.113	26.875	23.560	36.264	26.414	285.7
10	1'53.266	26.741	23.545	36.424	26.556	287.2
11	56.365 P	26.893				285.7
12	2'12.681 *	38.376	30.984	37.025*	26.296	133.3
13	1'58.184	26.614	23.590	41.681	26.299	288.7
14	1'53.163	26.674	23.530	36.576	26.383	289.5
15	1'53.461	26.775	23.728	36.582	26.376	288.7
16	1'53.706	26.898	23.773	36.575	26.460	288.0

25th 24 Marcos RAMIREZ Forward Team SPA
 Runs=3 Total laps=16 Full laps=11 Valid laps=9

1	2'17.312	31.961	24.959	37.933	26.710	188.1
2	1'54.767 *	27.33*	24.260	36.737	26.440	291.1
3	1'53.872	26.979	23.829	36.722	26.342	289.5

26th 4 Sean Dylan KELLY OnlyFans American R USA
 Runs=2 Total laps=19 Full laps=16 Valid laps=11

1	2'16.132	33.126	26.030	38.520	27.017	194.9
2	1'54.993 *	27.09*	24.199	37.110	26.585	291.1
3	1'54.252	26.828	24.081	36.796	26.547	290.3
4	2'01.272	29.574	24.286	37.065	30.347	291.8
5	1'54.128 *	26.878	23.863	36.907*	26.480	295.8
6	1'54.216	26.776	23.944	36.956	26.540	291.8
7	1'55.435 *	26.81*	24.130	37.680	26.809	291.8
8	1'56.025 *	26.855	23.863	36.805	28.502*	290.3
9	1'02.123 P	29.73*				285.7
10	1'59.487	30.730	24.638	37.380	26.739	195.6
11	1'55.876 *	27.115	24.036	37.188*	27.537*	288.7
12	1'54.216	26.862	23.969	36.735	26.650	288.7
13	2'02.693	26.806	25.433	43.198	27.256	290.3
14	1'53.456	26.924	23.775	36.378	26.379	290.3
15	1'53.433	26.731	23.783	36.580	26.339	290.3
16	1'53.386	26.743	23.687	36.555	26.401	295.8
17	2'01.848	26.725	25.692	42.567	26.864	289.5
18	1'59.614	26.761	24.010	39.335	29.508	288.0
19	1'57.750	26.665	23.754	36.922	30.409	296.7
	PIT	26.854	23.782	37.673	30.704	295.8

27th 72 Borja GOMEZ Fantic Racing SPA
 Runs=2 Total laps=19 Full laps=16 Valid laps=13

1	2'27.998	33.247	25.390	38.887	26.645	179.1
2	1'53.754 *	26.93*	23.735	36.794*	26.286	295.0
3	1'53.526	26.642	23.867	36.604	26.413	295.0
4	1'57.315	26.826	23.971	40.066	26.452	294.2
5	1'56.583	26.856	24.288	38.979	26.460	294.2
6	1'54.049	26.798	23.926	36.853	26.472	297.5
7	1'00.687 P	30.27*				292.6
8	2'06.374	37.570	24.661	37.549	26.594	109.7
9	1'55.015	27.051	23.881	37.559	26.524	292.6
10	1'54.055 *	26.84*	23.894	37.005	26.309	295.0
11	1'53.886	26.687	23.884	36.773	26.542	293.4
12	1'53.886	26.756	23.918	36.865	26.347	292.6
13	1'58.035	27.911	24.460	38.582	27.082	292.6
14	1'54.515	26.926	24.050	36.871	26.668	289.5
15	1'56.210 *	26.811	24.813	38.245*	26.341	289.5
16	1'53.683	26.803	23.751	36.693	26.436	286.4
17	1'56.763	27.262	24.370	38.464	26.667	293.4

Fastest Lap:	Pedro ACOSTA	Red Bull KTM Ajo	SPA	1'51.170	26.234	23.222	35.905	25.809
---------------------	--------------	------------------	-----	----------	--------	--------	--------	--------

These data/results cannot be reproduced, stored and/or transmitted in whole or in part by any manner of electronic, mechanical, photocopying, recording, broadcasting or otherwise now known or herein after developed without the previous express consent by the copyright owner, except for reproduction in daily press and regular printed publications on sale to the public within 60 days of the event related to those data/results and always provided that copyright symbol appears together as follows below.
© DORNA, 2023

Official MotoGP Timing by TISSOT
www.motogp.com

Mugello, Friday, June 09, 2023

Page 5 of 6



Practice Nr. 2

Moto2

Lap	Lap Time	T1	T2	T3	T4	Speed	Lap	Lap Time	T1	T2	T3	T4	Speed
18	2'00.389	26.834	24.057	40.816	28.682	295.8	3	1'55.856	27.232	24.233	37.779	26.612	292.6
19	1'55.581	26.736	23.988	37.925	26.932	294.2	4	1'55.593	27.176	24.076	37.704	26.637	288.0
28th 33 Rory SKINNER OnlyFans American R GBR							5	1'55.899	27.247	24.367	37.668	26.617	288.0
Runs=1 Total laps=7 Full laps=6 Valid laps=2							6	1'59.459 P	28.839	24.467	38.924	27.229	287.2
							7	16'13.654 P					95.2
1	2'12.540	31.449	24.911	37.569	26.841	194.9	8	2'05.215	35.746	24.729	37.912	26.828	104.5
2	1'55.026 *	27.446	23.985	36.895	26.700*	288.0	9	1'57.516	27.671	24.290	37.780	27.775	286.4
3	1'54.567	27.075	24.106	36.800	26.586	286.4							
4	2'01.686 *	26.96*	24.147	43.185	27.386	287.2							
5	1'54.673 *	27.092	24.010	37.105*	26.466	288.7							
6	1'54.259	26.934	23.847	36.990	26.488	289.5							
7	1'54.400 *	27.072	23.910	36.959*	26.459	291.1							
unfinished													
		27.134	24.025	37.023	288.7								

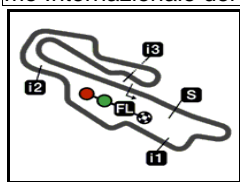
29th 23 Taiga HADA Pertamina Mandalika JPN						
Runs=2 Total laps=15 Full laps=12 Valid laps=12						
1	2'13.863	31.628	24.988	37.603	26.746	194.2
2	1'55.848	27.582	24.444	37.352	26.470	289.5
3	1'54.838	27.095	24.223	37.143	26.377	288.0
4	1'59.633	27.101	24.217	40.842	27.473	289.5
5	1'54.513	27.255	24.106	36.990	26.162	291.8
6	1'57.854 P	27.242	24.086	39.967	26.559	291.8
7	2'00.569	31.383	24.853	37.719	26.614	194.5
8	1'55.497	27.263	24.351	37.399	26.484	287.2
9	1'55.277	27.188	24.252	37.269	26.568	285.7
10	1'55.323	27.192	24.242	37.345	26.544	286.4
11	1'57.568	27.284	24.205	37.968	28.111	284.9
12	1'54.424	27.125	24.023	36.989	26.287	287.2
13	1'54.911	27.144	24.079	37.205	26.483	286.4
14	1'55.648	27.268	24.293	37.469	26.618	283.4
15	1'57.775	27.689	25.243	38.148	26.695	286.4
PIT		26.919	24.362	37.927	28.094	292.6

30th 19 Lorenzo DALLA PO Pertamina Mandalika ITA							
Runs=3 Total laps=16 Full laps=11 Valid laps=10							
1	2'20.294	32.418	25.172	38.151	26.903	194.5	
2	1'55.976 *	27.71*	24.349	37.285	26.627	291.8	
3	1'54.851	27.074	24.234	37.065	26.478	291.8	
4	1'54.725	27.041	24.122	36.995	26.567	288.7	
5	2'00.123	27.170	24.177	40.763	28.013	293.4	
6	1'54.914	27.111	24.079	37.109	26.615	291.8	
7	1'04.088 P	27.153					291.1
8	2'05.432	35.707	24.934	37.835	26.956	139.7	
9	1'55.170	27.267	24.222	37.161	26.520	289.5	
10	1'54.469	26.994	24.019	36.999	26.457	292.6	
11	1'55.225	27.003	24.435	37.043	26.744	291.8	
12	1'02.362 P	30.749					291.1
13	2'05.044	35.150	25.383	37.644	26.867	178.8	
14	1'55.507	27.076	24.292	37.408	26.731	292.6	
15	1'55.118	27.175	24.219	37.186	26.538	291.8	
16	1'54.762	27.104	24.078	37.046	26.534	289.5	

31st 27 Kasma DANIEL Correos Prepago Yam MAL						
Runs=3 Total laps=9 Full laps=5 Valid laps=4						
1	2'54.282	32.295	25.088	39.296	28.034	160.2
2	1'57.595 *	28.26*	24.193	38.348	26.789	284.2

Fastest Lap: Pedro ACOSTA Red Bull KTM Ajo SPA **1'51.170** 26.234 23.222 35.905 25.809

These data/results cannot be reproduced, stored and/or transmitted in whole or in part by any manner of electronic, mechanical, photocopying, recording, broadcasting or otherwise now known or herein after developed without the previous express consent by the copyright owner, except for reproduction in daily press and regular printed publications on sale to the public within 60 days of the event related to those data/results and always provided that copyright symbol appears together as follows below.
© DORNA, 2023



5245 m.

GRAN PREMIO D'ITALIA OAKLEY

Practice Nr. 2

Best Partial Times

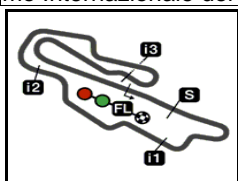
IT Ideal Lap Time, sum of the best partial times

BT Best Lap Time

T1		T2		T3		T4				IT		BT	
Pos	Rider	Time	Rider	Time	Rider	Time	Rider	Time	Pos	Rider	IT	BT	
1	P.ACOSTA	26.178	A.OGURA	23.194	P.ACOSTA	35.759	P.ACOSTA	25.809	1	P.ACOSTA	1'50.968	1'51.170	(1)
2	T.ARBOLINO	26.243	P.ACOSTA	23.222	A.LOPEZ	35.833	A.LOPEZ	25.830	2	A.LOPEZ	1'51.243	1'51.406	(2)
3	C.VIETTI	26.253	A.LOPEZ	23.232	C.VIETTI	35.981	T.ARBOLINO	25.854	3	C.VIETTI	1'51.600	1'51.850	(5)
4	F.ALDEGUER	26.317	S.LOWES	23.355	M.GONZALEZ	35.983	J.DIXON	25.882	4	T.ARBOLINO	1'51.627	1'51.730	(4)
5	F.SALAC	26.336	S.GARCIA	23.386	J.DIXON	35.990	C.VIETTI	25.912	5	J.DIXON	1'51.636	1'51.708	(3)
6	A.LOPEZ	26.348	F.ALDEGUER	23.393	B.BALTUS	36.020	A.OGURA	25.920	6	A.OGURA	1'51.734	1'51.913	(7)
7	J.DIXON	26.352	J.ALCOBA	23.401	S.CHANTRA	36.027	S.GARCIA	25.968	7	F.ALDEGUER	1'51.736	1'51.949	(9)
8	D.FOGGIA	26.360	J.ROBERTS	23.405	S.GARCIA	36.035	F.ALDEGUER	25.970	8	M.GONZALEZ	1'51.805	1'51.884	(6)
9	A.OGURA	26.396	A.CANET	23.406	A.CANET	36.052	L.TULOVIC	25.973	9	D.FOGGIA	1'51.868	1'51.940	(8)
10	A.CANET	26.406	D.FOGGIA	23.412	S.LOWES	36.055	M.GONZALEZ	25.974	10	S.CHANTRA	1'51.869	1'52.179	(15)
11	M.GONZALEZ	26.410	J.DIXON	23.412	F.ALDEGUER	36.056	S.CHANTRA	25.976	11	A.CANET	1'51.901	1'52.028	(11)
12	B.BALTUS	26.428	T.ARBOLINO	23.427	J.ROBERTS	36.093	M.PASINI	25.979	12	B.BALTUS	1'51.916	1'52.134	(14)
13	S.CHANTRA	26.436	S.CHANTRA	23.430	D.FOGGIA	36.094	J.ALCOBA	25.996	13	S.GARCIA	1'51.975	1'52.120	(13)
14	M.PASINI	26.454	M.GONZALEZ	23.438	T.ARBOLINO	36.103	D.FOGGIA	26.002	14	J.ROBERTS	1'52.017	1'52.023	(10)
15	J.ROBERTS	26.478	L.TULOVIC	23.444	J.ALCOBA	36.158	S.LOWES	26.005	15	F.SALAC	1'52.022	1'52.035	(12)
16	J.ALCOBA	26.480	F.SALAC	23.449	D.BINDER	36.175	B.BALTUS	26.008	16	J.ALCOBA	1'52.035	1'52.346	(17)
17	VD GOORBER	26.480	C.VIETTI	23.454	M.PASINI	36.200	F.SALAC	26.014	17	S.LOWES	1'52.060	1'52.321	(16)
18	D.BINDER	26.503	B.BALTUS	23.460	F.SALAC	36.223	D.BINDER	26.023	18	M.PASINI	1'52.141	1'52.423	(18)
19	I.GUEVARA	26.534	M.PASINI	23.508	A.OGURA	36.224	A.CANET	26.037	19	D.BINDER	1'52.389	1'52.565	(20)
20	A.ARENAS	26.559	A.ARENAS	23.518	Z.VD GOORBER	36.230	J.ROBERTS	26.041	20	L.TULOVIC	1'52.420	1'52.426	(19)
21	S.GARCIA	26.586	B.BENDSNEYDE	23.530	L.TULOVIC	36.255	A.ARENAS	26.057	21	A.ARENAS	1'52.444	1'52.655	(21)
22	B.BENDSNEYDE	26.614	I.GUEVARA	23.537	B.BENDSNEYDE	36.260	T.HADA	26.162	22	Z.VD GOORBE	1'52.632	1'52.825	(22)
23	B.GOMEZ	26.642	M.RAMIREZ	23.663	M.RAMIREZ	36.267	Z.VD GOORBER	26.219	23	I.GUEVARA	1'52.669	1'52.865	(23)
24	S.LOWES	26.645	S.KELLY	23.687	I.GUEVARA	36.310	B.GOMEZ	26.286	24	B.BENDSNEY	1'52.700	1'52.939	(24)

These data/results cannot be reproduced, stored and/or transmitted in whole or in part by any manner of electronic, mechanical, photocopying, recording, broadcasting or otherwise now known or herein after developed without the previous express consent by the copyright owner, except for reproduction in daily press and regular printed publications on sale to the public within 60 days of the event related to those data/results and always provided that copyright symbol appears together as follows below.

© DORNA, 2023



5245 m.

GRAN PREMIO D'ITALIA OAKLEY
Practice Nr. 2
Best Partial Times

IT Ideal Lap Time, sum of the best partial times

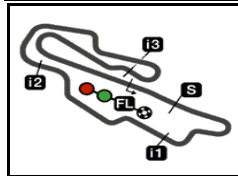
BT Best Lap Time

		T1		T2		T3		T4				
<i>Pos</i>	<i>Rider</i>	<i>Time</i>	<i>Rider</i>	<i>Time</i>	<i>Rider</i>	<i>Time</i>	<i>Rider</i>	<i>Time</i>	<i>Pos</i>	<i>Rider</i>	<i>IT</i>	<i>BT</i>
	25M.RAMIREZ	26.663	D.BINDER	23.688	A.ARENAS	36.310	I.GUEVARA	26.288	25	M.RAMIREZ	1'52.935	1'53.047 (25)
	26S.KELLY	26.665	Z.VD GOORBER	23.703	S.KELLY	36.378	B.BENDSNEYDE	26.296	26	S.KELLY	1'53.069	1'53.386 (26)
	27L.TULOVIC	26.748	B.GOMEZ	23.735	B.GOMEZ	36.604	S.KELLY	26.339	27	B.GOMEZ	1'53.267	1'53.526 (27)
	28T.HADA	26.919	R.SKINNER	23.847	R.SKINNER	36.800	M.RAMIREZ	26.342	28	R.SKINNER	1'54.040	1'54.259 (28)
	29R.SKINNER	26.934	L.DALLA PORTA	24.019	T.HADA	36.989	L.DALLA PORTA	26.457	29	T.HADA	1'54.093	1'54.424 (29)
	30L.DALLA PORTA	26.994	T.HADA	24.023	L.DALLA PORTA	36.995	R.SKINNER	26.459	30	L.DALLA PORT	1'54.465	1'54.469 (30)
	31K.DANIEL	27.176	K.DANIEL	24.076	K.DANIEL	37.668	K.DANIEL	26.612	31	K.DANIEL	1'55.532	1'55.593 (31)

These data/results cannot be reproduced, stored and/or transmitted in whole or in part by any manner of electronic, mechanical, photocopying, recording, broadcasting or otherwise now known or herein after developed without the previous express consent by the copyright owner, except for reproduction in daily press and regular printed publications on sale to the public within 60 days of the event related to those data/results and always provided that copyright symbol appears together as follows below.
 © DORNA, 2023

Official MotoGP Timing by **TISSOT**
 www.motogp.com






5245 m.

GRAN PREMIO D'ITALIA OAKLEY

Practice Nr. 2

Fastest Laps Sequence

<i>Practice Time</i>	 <i>Rider</i>	<i>Nation</i>	<i>Motorcycle</i>	<i>Time</i>	<i>Km/h</i>	<i>Rider's Lap</i>
3'55.611	21 Alonso LOPEZ	SPA	BOSCOSCURO	1'52.385	168.0	2
5'54.473	54 Fermín ALDEGUER	SPA	BOSCOSCURO	1'52.064	168.4	3
8'25.757	13 Celestino VIETTI	ITA	KALEX	1'51.901	168.7	4
30'58.532	37 Pedro ACOSTA	SPA	KALEX	1'51.868	168.7	10
42'39.057	37 Pedro ACOSTA	SPA	KALEX	1'51.567	169.2	14
43'27.964	21 Alonso LOPEZ	SPA	BOSCOSCURO	1'51.406	169.4	16
44'30.300	37 Pedro ACOSTA	SPA	KALEX	1'51.243	169.7	15
46'21.470	37 Pedro ACOSTA	SPA	KALEX	1'51.170	169.8	16

These data/results cannot be reproduced, stored and/or transmitted in whole or in part by any manner of electronic, mechanical, photocopying, recording, broadcasting or otherwise now known or herein after developed without the previous express consent by the copyright owner, except for reproduction in daily press and regular printed publications on sale to the public within 60 days of the event related to those data/results and always provided that copyright symbol appears together as follows below.

© DORNA, 2023

Official MotoGP Timing by TISSOT
www.motogp.com

Mugello, Friday, June 09, 2023

