


PETRONAS GRAND PRIX OF MALAYSIA

Free Practice Nr. 3

Classification

10

	Rider	Nation	Team	Motorcycle	Time	Lap	Total	Gap	Top Speed
1	79 Ai OGURA	JPN	IDEMITSU Honda Team Asia	KALEX	2'06.635	13	15		276.2
2	14 Tony ARBOLINO	ITA	Elf Marc VDS Racing Team	KALEX	2'07.039	5	14	0.404 0.404	268.6
3	21 Alonso LOPEZ	SPA	Beta Tools Speed Up	BOSCOSCURO	2'07.086	16	17	0.451 0.047	276.2
4	37 Augusto FERNANDEZ	SPA	Red Bull KTM Ajo	KALEX	2'07.177	12	13	0.542 0.091	272.0
5	96 Jake DIXON	GBR	Inde GASGAS Aspar Team	KALEX	2'07.292	13	14	0.657 0.115	274.8
6	6 Cameron BEAUBIER	USA	American Racing	KALEX	2'07.339	13	14	0.704 0.047	275.5
7	54 Fermín ALDEGUER	SPA	Beta Tools Speed Up	BOSCOSCURO	2'07.379	11	14	0.744 0.040	270.0
8	40 Aron CANET	SPA	Flexbox HP40	KALEX	2'07.433	11	13	0.798 0.054	270.6
9	23 Marcel SCHROTTER	GER	Liqui Moly Intact GP	KALEX	2'07.441	13	15	0.806 0.008	275.5
10	35 Somkiat CHANTRA	THA	IDEMITSU Honda Team Asia	KALEX	2'07.472	12	15	0.837 0.031	274.1
11	51 Pedro ACOSTA	SPA	Red Bull KTM Ajo	KALEX	2'07.629	11	13	0.994 0.157	273.4
12	64 Bo BENDSNEYDER	NED	Pertamina Mandalika SAG Team	KALEX	2'07.707	10	13	1.072 0.078	269.3
13	18 Manuel GONZALEZ	SPA	Yamaha VR46 Master Camp Team	KALEX	2'07.827	5	14	1.192 0.120	273.4
14	75 Albert ARENAS	SPA	Inde GASGAS Aspar Team	KALEX	2'07.830	11	13	1.195 0.003	274.8
15	12 Filip SALAC	CZE	Gresini Racing Moto2	KALEX	2'08.051	12	12	1.416 0.221	275.5
16	19 Lorenzo DALLA PORTA	ITA	Italtrans Racing Team	KALEX	2'08.072	12	14	1.437 0.021	277.6
17	13 Celestino VIETTI	ITA	Mooney VR46 Racing Team	KALEX	2'08.087	10	12	1.452 0.015	274.8
18	52 Jeremy ALCOBA	SPA	Liqui Moly Intact GP	KALEX	2'08.093	9	14	1.458 0.006	275.5
19	28 Niccolò ANTONELLI	ITA	Mooney VR46 Racing Team	KALEX	2'08.425	11	13	1.790 0.332	275.5
20	42 Marcos RAMIREZ	SPA	MV Agusta Forward Racing	MV AGUSTA	2'08.650	11	14	2.015 0.225	276.9
21	16 Joe ROBERTS	USA	Italtrans Racing Team	KALEX	2'08.776	11	14	2.141 0.126	270.6
22	72 Borja GOMEZ	SPA	Flexbox HP40	KALEX	2'09.040	4	9	2.405 0.264	276.2
23	4 Sean Dylan KELLY	USA	American Racing	KALEX	2'09.135	10	13	2.500 0.095	276.2
24	29 Taiga HADA	JPN	Pertamina Mandalika SAG Team	KALEX	2'09.386	10	12	2.751 0.251	272.7
25	81 Keminth KUBO	THA	Yamaha VR46 Master Camp Team	KALEX	2'09.664	5	9	3.029 0.278	271.3
26	98 David SANCHIS	SPA	MV Agusta Forward Racing	MV AGUSTA	2'09.728	9	11	3.093 0.064	270.6
27	61 Alessandro ZACCONE	ITA	Gresini Racing Moto2	KALEX	2'09.851	3	11	3.216 0.123	270.6
28	27 Kasma DANIEL	MAL	Petronas MIE Racing RW	KALEX	2'11.160	8	13	4.525 1.309	272.0
29	20 Azroy ANUAR	MAL	Petronas MIE Racing RW	KALEX	2'11.524	12	12	4.889 0.364	269.3

Practice condition: Dry

Air: 27°

Humidity: 96%

Ground: 36°

Fastest Lap:	Lap: 13	Ai OGURA	2'06.635	157.5 Km/h
Best Race Lap:	2019	Alex MARQUEZ	2'05.860	158.5 Km/h
All Time Lap Record:	2019	Brad BINDER	2'04.769	159.9 Km/h

The results are provisional until the end of the limit for protest and appeals.

Time limit for protest expires 30' after publication of the results - Time:

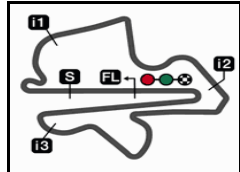
These data/results cannot be reproduced, stored and/or transmitted in whole or in part by any manner of electronic, mechanical, photocopying, recording, broadcasting or otherwise now known or hereinafter developed without the previous express consent by the copyright owner, except for reproduction in daily press and regular printed publications on sale to the public within 60 days of the event related to those data/results and always provided that copyright symbol appears together as follows below.

© DORNA, 2022

Official MotoGP Timing by TISSOT
www.motogp.com

Sepang, Saturday, October 22, 2022





5543 m.

PETRONAS GRAND PRIX OF MALAYSIA

Free Practice Nr. 3

Combined Free Practice Times

Moto2™

11

Rider	Nation	Team	MOTORCYCLE	FP1	FP2	FP3	Gap
1 79 A.OGURA	JPN	IDEMITSU Honda Team Asia	KALEX	2'07.938 14	2'08.466 2	2'06.635 13	
2 37 A.FERNANDEZ	SPA	Red Bull KTM Ajo	KALEX	2'06.816 14	2'08.357 2	2'07.177 12	0.181 0.181
3 14 T.ARBOLINO	ITA	Elf Marc VDS Racing Team	KALEX	2'07.867 14	2'08.743 2	2'07.039 5	0.404 0.223
4 21 A.LOPEZ	SPA	Beta Tools Speed Up	BOSCOSCURO	2'08.695 3	2'08.642 2	2'07.086 16	0.451 0.047
5 96 J.DIXON	GBR	Inde GASGAS Aspar Team	KALEX	2'08.290 12	2'09.899 2	2'07.292 13	0.657 0.206
6 6 C.BEAUBIER	USA	American Racing	KALEX	2'10.014 7	2'16.249 2	2'07.339 13	0.704 0.047
7 54 F.ALDEGUER	SPA	Beta Tools Speed Up	BOSCOSCURO	2'08.314 13	2'08.304 3	2'07.379 11	0.744 0.040
8 40 A.CANET	SPA	Flexbox HP40	KALEX	2'08.444 7	2'08.424 3	2'07.433 11	0.798 0.054
9 23 M.SCHROTTER	GER	Liqui Moly Intact GP	KALEX	2'08.668 11	2'08.093 2	2'07.441 13	0.806 0.008
10 35 S.CHANTRA	THA	IDEMITSU Honda Team Asia	KALEX	2'08.191 5	2'08.521 2	2'07.472 12	0.837 0.031
11 51 P.ACOSTA	SPA	Red Bull KTM Ajo	KALEX	2'07.644 11	2'08.896 2	2'07.629 11	0.994 0.157
12 64 B.BENDSNEYDE	NED	Pertamina Mandalika SAG Team	KALEX	2'09.264 6	2'26.506 12	2'07.707 10	1.072 0.078
13 18 M.GONZALEZ	SPA	Yamaha VR46 Master Camp Team	KALEX	2'08.763 15	2'07.879 3	2'07.827 5	1.192 0.120
14 75 A.ARENAS	SPA	Inde GASGAS Aspar Team	KALEX	2'08.116 9	2'09.936 2	2'07.830 11	1.195 0.003
15 12 F.SALAC	CZE	Gresini Racing Moto2	KALEX	2'08.589 12	2'09.765 2	2'08.051 12	1.416 0.221
16 19 L.DALLA PORTA	ITA	Italtrans Racing Team	KALEX	2'08.592 13	2'09.755 2	2'08.072 12	1.437 0.021
17 13 C.VIETTI	ITA	Mooney VR46 Racing Team	KALEX	2'08.453 14	2'08.892 2	2'08.087 10	1.452 0.015
18 52 J.ALCOBA	SPA	Liqui Moly Intact GP	KALEX	2'08.453 13	2'10.659 2	2'08.093 9	1.458 0.006
19 28 N.ANTONELLI	ITA	Mooney VR46 Racing Team	KALEX	2'09.025 13	2'10.149 2	2'08.425 11	1.790 0.332
20 42 M.RAMIREZ	SPA	MV Agusta Forward Racing	MV AGUSTA	2'08.993 11	2'10.009 2	2'08.650 11	2.015 0.225
21 16 J.ROBERTS	USA	Italtrans Racing Team	KALEX	2'08.737 14	2'11.040 2	2'08.776 11	2.102 0.087
22 72 B.GOMEZ	SPA	Flexbox HP40	KALEX	2'10.153 14	2'10.123 2	2'09.040 4	2.405 0.303
23 4 S.KELLY	USA	American Racing	KALEX	2'09.683 6	2'09.812 3	2'09.135 10	2.500 0.095
24 29 T.HADA	JPN	Pertamina Mandalika SAG Team	KALEX	2'10.472 14	2'10.388 2	2'09.386 10	2.751 0.251
25 81 K.KUBO	THA	Yamaha VR46 Master Camp Team	KALEX	2'10.415 13	2'10.162 3	2'09.664 5	3.029 0.278
26 98 D.SANCHIS	SPA	MV Agusta Forward Racing	MV AGUSTA	2'10.711 9	2'10.281 3	2'09.728 9	3.093 0.064
27 61 A.ZACCONE	ITA	Gresini Racing Moto2	KALEX	2'10.142 14	2'12.653 2	2'09.851 3	3.216 0.123
28 27 K.DANIEL	MAL	Petronas MIE Racing RW	KALEX		2'12.071 2	2'11.160 8	4.525 1.309
29 20 A.ANUAR	MAL	Petronas MIE Racing RW	KALEX	2'11.216 10	2'12.020 2	2'11.524 12	4.581 0.056

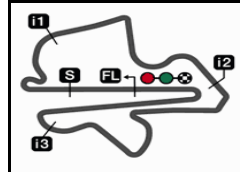
Pole Position Record:	2019	Alex MARQUEZ	2'05.244	159.3 Km/h
Best Race Lap:	2019	Alex MARQUEZ	2'05.860	158.5 Km/h
All Time Lap Record:	2019	Brad BINDER	2'04.769	159.9 Km/h

The results are provisional until the end of the limit for protest and appeals.

Time limit for protest expires 60' after publication of the results - Time:

These data/results cannot be reproduced, stored and/or transmitted in whole or in part by any manner of electronic, mechanical, photocopying, recording, broadcasting or otherwise now known or herein after developed without the previous express consent by the copyright owner, except for reproduction in daily press and regular printed publications on sale to the public within 60 days of the event related to those data/results and always provided that copyright symbol appears together as follows below.

© DORNA, 2022



5543 m.

PETRONAS GRAND PRIX OF MALAYSIA

Free Practice Nr. 3

Top Speed & Average

Moto2™

12



Rider	Nation	Motorcycle	Top 5 speeds					Average	Top
19 Lorenzo DALLA PORTA	ITA	KALEX	277.6	276.2	275.5	275.5	275.5	276.0	277.6
42 Marcos RAMIREZ	SPA	MV AGUSTA	276.9	275.5	274.8	274.8	272.7	274.6	276.9
4 Sean Dylan KELLY	USA	KALEX	276.2	273.4	273.4	271.3	271.3	272.6	276.2
21 Alonso LOPEZ	SPA	BOSCOSCURO	276.2	272.0	272.0	272.0	270.6	272.0	276.2
72 Borja GOMEZ	SPA	KALEX	276.2	275.5	274.8	274.8	274.8	275.2	276.2
79 Ai OGURA	JPN	KALEX	276.2	274.8	274.8	274.1	274.1	274.6	276.2
6 Cameron BEAUBIER	USA	KALEX	275.5	274.8	274.1	273.4	273.4	274.2	275.5
12 Filip SALAC	CZE	KALEX	275.5	274.1	274.1	273.4	272.7	273.8	275.5
23 Marcel SCHROTTER	GER	KALEX	275.5	274.1	272.0	271.3	270.6	272.1	275.5
28 Niccolò ANTONELLI	ITA	KALEX	275.5	274.8	274.1	273.4	272.7	273.6	275.5
52 Jeremy ALCOBA	SPA	KALEX	275.5	275.5	274.8	274.1	274.1	274.7	275.5
13 Celestino VIETTI	ITA	KALEX	274.8	274.1	274.1	274.1	273.4	274.1	274.8
75 Albert ARENAS	SPA	KALEX	274.8	273.4	273.4	272.7	272.7	273.3	274.8
96 Jake DIXON	GBR	KALEX	274.8	273.4	272.7	272.7	272.0	273.1	274.8
35 Somkiat CHANTRA	THA	KALEX	274.1	274.1	273.4	273.4	273.4	273.5	274.1
18 Manuel GONZALEZ	SPA	KALEX	273.4	273.4	273.4	272.7	272.0	272.8	273.4
51 Pedro ACOSTA	SPA	KALEX	273.4	269.3	269.3	267.9	267.9	269.3	273.4
29 Taiga HADA	JPN	KALEX	272.7	272.0	272.0	271.3	271.3	271.9	272.7
27 Kasma DANIEL	MAL	KALEX	272.0	270.6	270.0	269.3	267.9	269.4	272.0
37 Augusto FERNANDEZ	SPA	KALEX	272.0	272.0	271.3	270.0	270.0	271.1	272.0
81 Keminth KUBO	THA	KALEX	271.3	270.6	268.6	267.9	267.9	269.3	271.3
16 Joe ROBERTS	USA	KALEX	270.6	270.6	270.6	270.6	270.0	270.5	270.6
40 Aron CANET	SPA	KALEX	270.6	270.6	270.0	270.0	270.0	270.1	270.6
61 Alessandro ZACCONE	ITA	KALEX	270.6	270.0	269.3	269.3	269.3	269.7	270.6
98 David SANCHIS	SPA	MV AGUSTA	270.6	270.6	270.0	270.0	268.6	270.0	270.6
54 Fermín ALDEGUER	SPA	BOSCOSCURO	270.0	270.0	270.0	269.3	268.6	269.6	270.0
20 Azroy ANUAR	MAL	KALEX	269.3	269.3	267.9	267.9	267.3	268.3	269.3
64 Bo BENDSNEYDER	NED	KALEX	269.3	267.3	267.3	267.3	266.6	267.2	269.3
14 Tony ARBOLINO	ITA	KALEX	268.6	267.9	267.3	266.6	266.6	267.4	268.6

These data/results cannot be reproduced, stored and/or transmitted in whole or in part by any manner of electronic, mechanical, photocopying, recording, broadcasting or otherwise now known or herein after developed without the previous express consent by the copyright owner, except for reproduction in daily press and regular printed publications on sale to the public within 60 days of the event related to those data/results and always provided that copyright symbol appears together as follows below.

© DORNA, 2022

Official MotoGP Timing by TISSOT
www.motogp.com



Sepang, Saturday, October 22, 2022



PETRONAS GRAND PRIX OF MALAYSIA
Free Practice Nr. 3
Chronological Analysis of Performances

13

* Lap / Sector time cancelled T1 Time from finish line to 1st intermediate T3 Time from 2nd intermed. to 3rd intermed.
P Crossing the finish line in pit lane T2 Time from 1st intermed. to 2nd intermed. T4 Time from 3rd intermediate to finish line

Lap	Lap Time	T1	T2	T3	T4	Speed	Lap	Lap Time	T1	T2	T3	T4	Speed
-----	----------	----	----	----	----	-------	-----	----------	----	----	----	----	-------

1st 79 Ai OGURA							IDEMITSU Honda Tea JPN						
		Runs=1	Total laps=15		Full laps=9				Runs=1	Total laps=15		Full laps=9	
1	3'49.764	28.314	31.933	41.563	34.061		10	2'07.851 *	26.651	28.916	39.249	33.035*	267.3
2	2'10.144	27.424	29.467	39.706	33.547	272.0	11	2'07.676	26.593	28.842	39.213	33.028	268.6
3	2'09.450	26.853	29.132	39.605	33.860	273.4	12	2'22.901 P	28.057	29.850	40.520	44.474	267.3
4	2'07.989	26.592	29.189	39.220	32.988	272.7	13	6'06.304	27.069	30.270	39.687	33.350	
5	2'07.673	26.498	28.949	39.243	32.983	274.1	14	2'07.103	26.574	28.682	38.974	32.873	269.3
6	2'12.138	30.173	29.289	39.567	33.109	276.2	15	2'07.405	26.724	28.779	38.946	32.956	276.2
7	2'10.141 *	26.638	29.196	39.696	34.611*	274.1	16	2'07.086	26.386	28.888	38.894	32.918	270.6
8	2'08.050 *	26.569	29.164*	39.287	33.030	274.8	17	2'12.126	27.807	29.375	40.074	34.870	272.0
9	2'07.835	26.677	29.064	39.135	32.959	273.4							
10	2'34.706 P	34.498	31.988	41.069	47.151	272.7							
11	9'28.964	27.517	30.086	40.026	33.159								
12	2'06.881	26.549	28.739	38.852	32.741	272.7							
13	2'06.635	26.406	28.735	38.811	32.683	274.1							
14	2'07.451 *	26.416	29.073*	39.099	32.863	274.8							
15	2'07.324	26.392	28.948	39.105	32.879	274.1							

4th 37 Augusto FERNAND							Red Bull KTM Ajo SPA						
		Runs=1	Total laps=13		Full laps=8				Runs=1	Total laps=13		Full laps=8	
1	3'50.947	34.900	35.604	55.191	41.916		10	11'09.678	27.099	29.592	39.700	33.401	
2	2'12.421	27.803	29.803	41.437	33.378	264.0	11	2'07.339	26.530	28.810	38.922	33.077	268.6
3	2'08.375	26.705	29.200	39.121	33.349	269.3	12	2'07.177	26.329	28.916	38.891	33.041	270.0
4	2'08.112	26.662	28.919	38.977	33.554	269.3	13	2'07.670	26.374	28.975	39.168	33.153	272.0
5	2'07.688	26.521	28.961	39.103	33.103	272.0							
6	2'07.919	26.488	29.008	39.174	33.249	269.3							
7	2'11.325 *	27.607	30.799	39.510	33.409*	270.0							
8	2'10.300 *	26.565	29.015*	39.610	35.110	268.6							
9	3'57.879 P	26.569	28.941	38.989	2'23.380	271.3							

2nd 14 Tony ARBOLINO							Elf Marc VDS Racing ITA						
		Runs=1	Total laps=14		Full laps=9				Runs=1	Total laps=14		Full laps=9	
1	3'51.378	28.891	36.090	55.995	44.420		10	11'09.678	27.099	29.592	39.700	33.401	
2	2'13.066	27.527	29.765	42.409	33.365	262.7	11	2'07.339	26.530	28.810	38.922	33.077	268.6
3	2'07.664	26.457	28.783	38.853	33.571	264.7	12	2'07.177	26.329	28.916	38.891	33.041	270.0
4	2'07.284	26.484	28.882	38.984	32.934	264.0	13	2'07.670	26.374	28.975	39.168	33.153	272.0
5	2'07.039	26.384	28.842	38.993	32.820	266.6							
6	2'11.561	27.303	31.140	39.523	33.595	264.7							
7	2'10.630 *	26.364	28.939	39.524	35.803*	263.4							
8	2'07.691 *	26.494	29.191*	39.029	32.977	262.7							
9	2'07.595	26.448	28.990	39.092	33.065	263.4							
10	2'24.641 P	32.565	29.712	40.277	42.087	266.6							
11	11'03.395	25.168	30.461	39.694	35.807								
12	2'11.716	26.325	28.932	41.915	34.544	268.6							
13	2'07.292	26.363	28.973	39.037	32.919	267.3							
14	2'09.818	26.422	30.598	39.523	33.275	267.9							

5th 96 Jake DIXON							Inde GASGAS Aspar GBR						
		Runs=1	Total laps=14		Full laps=9				Runs=1	Total laps=14		Full laps=9	
1	3'48.294	30.060	36.012	52.572	48.441		10	2'23.676 P	32.139	29.951	40.069	41.517	269.3
2	2'12.105	27.114	29.329	41.954	33.708	270.6	11	10'44.335	25.585	29.605	41.120	33.415	
3	2'09.627	26.601	29.065	39.558	34.403	269.3	12	2'09.772	26.473	29.134	39.088	35.077	271.3
4	2'07.844	26.640	28.869	38.985	33.350	271.3	13	2'07.292	26.410	28.930	39.040	32.912	274.8
5	2'10.455	28.915	29.106	39.349	33.085	272.7	14	2'24.367	26.419	38.514	41.810	37.624	272.7
6	2'07.457	26.481	29.019	39.085	32.872	272.0							
7	2'12.405 *	26.612	29.113	43.353	33.327*	273.4							
8	2'07.711 *	26.512	29.124*	39.083	32.992	271.3							
9	2'07.783	26.488	29.087	39.187	33.021	271.3							

3rd 21 Alonso LOPEZ							Beta Tools Speed Up SPA						
		Runs=1	Total laps=17		Full laps=12				Runs=1	Total laps=14		Full laps=10	
1	2'53.958	1'07.981	31.014	40.565	33.478		11	10'44.335	25.585	29.605	41.120	33.415	
2	2'09.306	26.967	29.433	39.676	33.230	270.6	12	2'09.772	26.473	29.134	39.088	35.077	271.3
3	2'08.212	26.760	29.148	39.292	33.012	270.6	13	2'07.292	26.410	28.930	39.040	32.912	274.8
4	2'09.275	26.782	29.116	40.134	33.243	263.4	14	2'24.367	26.419	38.514	41.810	37.624	272.7
5	2'09.210	26.927	29.179	39.643	33.461	272.0							
6	2'10.910	27.888	29.191	40.023	33.808	272.0							
7	2'08.908 *	26.707	29.023	39.097*	34.081	268.6							
8	2'08.045	26.713	28.996	39.227	33.109	268.6							
9	2'08.019	26.732	29.029	39.227	33.031	269.3							

6th 6 Cameron BEAUBIE							American Racing USA						
		Runs=1	Total laps=14		Full laps=10				Runs=1	Total laps=14		Full laps=10	
1	2'53.406	28.156	32.142	41.191	33.806		11	10'44.335	25.585	29.605	41.120	33.415	
2	2'10.358	27.239	29.604	40.100	33.415	271.3	12	2'09.772	26.473	29.134	39.088	35.077	271.3

Fastest Lap:	Ai OGURA	IDEMITSU Honda Tea JPN	2'06.635	26.406	28.735	38.811	32.683
---------------------	----------	------------------------	-----------------	--------	--------	--------	--------

These data/results cannot be reproduced, stored and/or transmitted in whole or in part by any manner of electronic, mechanical, photocopying, recording, broadcasting or otherwise now known or herein after developed without the previous express consent by the copyright owner, except for reproduction in daily press and regular printed publications on sale to the public within 60 days of the event related to those data/results and always provided that copyright symbol appears together as follows below.
© DORNA, 2022



Free Practice Nr. 3

Moto2

Lap	Lap Time	T1	T2	T3	T4	Speed	Lap	Lap Time	T1	T2	T3	T4	Speed
3	2'08.277	26.539	29.054	39.363	33.321	274.1	9	2'08.314	26.580	28.859	39.283	33.592	268.6
4	2'13.097	26.686	29.241	39.881	37.289	273.4	10	2'08.187	26.531	29.030	39.365	33.261	268.6
5	2'08.433	26.581	29.072	39.695	33.085	275.5	11	2'19.694 P	27.621	30.581	40.815	40.677	269.3
6	2'09.168	26.744	29.469	39.690	33.265	270.0	12	4'13.760	25.601	29.511	39.727	35.500	
7	2'12.208 *	26.707	29.435	42.620*	33.446	272.7	13	2'07.441	26.411	28.894	39.125	33.011	275.5
8	2'08.949	26.684	29.345	39.514	33.406	271.3	14	2'07.508	26.484	28.875	39.134	33.015	270.6
9	2'21.088 P	27.102	29.788	40.066	44.132	270.0	15	2'18.003	30.955	30.872	41.157	35.019	270.0
10	12'23.203	26.852	30.216	41.439	39.388								
11	2'07.853	26.747	29.003	39.139	32.964	274.8							
12	2'08.037	26.497	29.088	39.461	32.991	272.0							
13	2'07.339	26.344	28.944	39.138	32.913	273.4							
14	2'17.103	29.663	30.647	41.249	35.544	266.0							

7th **54** Fermín ALDEGUER Beta Tools Speed Up SPA

	Runs=1	Total laps=14	Full laps=9			
1	2'20.654	29.532	32.671	42.200	34.498	
2	2'09.610	27.157	29.560	39.544	33.349	266.0
3	2'09.083	26.610	29.509	39.469	33.495	266.0
4	2'08.143	26.625	29.156	39.344	33.018	267.9
5	2'08.259	26.621	29.142	39.273	33.223	267.9
6	2'16.407	29.322	32.446	40.922	33.717	268.6
7	2'08.383 *	26.634	29.132	39.452*	33.165	267.9
8	2'23.876 P	28.309	30.667	40.913	43.987	267.3
9	11'43.822	27.342	30.526	40.483	33.366	
10	2'07.632	26.643	29.024	39.100	32.865	266.6
11	2'07.379	26.475	28.967	39.107	32.830	270.0
12	2'09.395	26.358	28.960	38.982	35.095	270.0
13	2'07.407	26.379	28.951	39.142	32.935	269.3
14	2'18.858 *	29.782	32.908*	41.208	34.960	270.0

8th **40** Aron CANET Flexbox HP40 SPA

	Runs=2	Total laps=13	Full laps=7			
1	2'40.820	27.619	30.509	40.802	34.049	
2	2'08.559	26.640	29.289	39.368	33.262	270.6
3	2'07.818	26.437	28.954	39.209	33.218	270.0
4	2'07.654	26.377	29.016	39.125	33.136	270.0
5	2'07.932	26.321	29.204	39.137	33.270	270.0
6	2'28.703 P	26.638	36.187	39.740	46.138	270.0
7	8'16.433 *	25.139	29.463	39.769	33.668*	
8	2'18.692 P	26.580	29.193	39.408	43.511	270.0
9	9'05.670	24.867	29.385	39.565	33.314	
10	2'07.620	26.411	28.905	38.997	33.307	270.0
11	2'07.433	26.292	28.928	39.056	33.157	269.3
12	2'20.337 *	27.796	33.887*	45.293	33.361	270.0
13	2'21.897	26.665	34.336	42.906	37.990	270.6

9th **23** Marcel SCHROTTE Liqui Moly Intact GP GER

	Runs=2	Total laps=15	Full laps=10			
1	3'51.449	26.777	31.483	48.731	44.970	
2	2'12.515	27.661	29.764	41.645	33.445	269.3
3	2'09.037	26.867	29.144	39.500	33.526	270.6
4	2'08.764	26.686	29.130	39.682	33.266	271.3
5	2'09.068	26.748	29.137	39.824	33.359	270.6
6	2'17.558 P	26.747	29.212	39.608	41.991	272.0
7	7'10.139 *	25.650	29.389	39.955	33.392*	
8	2'07.875	26.530	28.980	39.255	33.110	274.1

10th **35** Somkiat CHANTRA IDEMITSU Honda Tea THA

	Runs=1	Total laps=15	Full laps=9			
1	3'46.702	28.967	31.195	41.344	33.703	
2	2'08.289	26.716	29.241	39.431	32.901	271.3
3	2'07.702	26.557	28.970	39.282	32.893	273.4
4	2'07.683	26.563	28.948	39.225	32.947	272.7
5	2'07.483	26.399	28.913	39.215	32.956	273.4
6	2'09.784	27.298	29.318	39.865	33.303	273.4
7	2'08.325 *	26.545	29.257	39.326	33.197*	274.1
8	2'08.279 *	26.363	29.335*	39.615	32.966	273.4
9	2'17.392 P	26.480	29.277	39.527	42.108	273.4
10	10'23.498	25.506	30.371	41.139	33.663	
11	2'08.880	26.902	29.449	39.576	32.953	270.6
12	2'07.472	26.405	29.011	39.299	32.757	274.1
13	2'07.607	26.368	29.014	39.263	32.962	273.4
14	2'07.721 *	26.298	29.141*	39.313	32.969	273.4
15	2'10.206	26.402	29.215	40.050	34.539	273.4

11th **51** Pedro ACOSTA Red Bull KTM Ajo SPA

	Runs=2	Total laps=13	Full laps=8			
1	3'18.452	33.171	32.293	41.335	34.850	
2	2'09.111	27.071	29.424	39.384	33.232	273.4
3	2'08.868	26.750	29.181	39.564	33.373	267.9
4	2'07.901	26.578	29.055	39.249	33.019	269.3
5	2'10.899	26.566	30.978	40.148	33.207	267.9
6	2'07.807	26.527	29.097	39.146	33.037	267.3
7	2'08.113 *	26.563	29.189	39.227	33.134*	266.6
8	2'10.158	27.009	29.780	40.150	33.219	266.0
9	2'20.014 P	26.693	29.154	40.530	43.637	264.7
10	12'05.968	27.473	30.182	43.629	48.137	
11	2'07.629	26.513	28.926	39.128	33.062	267.3
12	2'10.696	26.429	32.079	39.209	32.979	269.3
13	4'25.273 P	26.513	1'56.391	1'04.984	57.385	267.9

12th **64** Bo BENDSNEYDER Pertamina Mandalika NED

	Runs=1	Total laps=13	Full laps=10			
1	2'21.735	26.381	31.288	42.811	34.672	
2	2'09.799	27.123	29.552	39.745	33.379	265.3
3	2'08.796	26.820	29.262	39.480	33.234	266.6
4	2'08.464	26.580	29.183	39.519	33.182	267.3
5	2'08.746	26.674	29.205	39.449	33.418	267.3
6	2'08.972	26.596	29.412	39.539	33.425	266.6
7	2'27.676 P	26.677	31.953	43.791*	45.255	264.7
8	14'29.210	27.082	29.652	39.487	33.352	
9	2'07.727	26.577	28.963	39.171	33.016	265.3
10	2'07.707	26.365	28.995	39.184	33.163	266.6
11	2'07.990	26.417	29.066	39.117	33.390	267.3
12	2'07.959	26.530	29.147	39.137	33.145	266.6

Fastest Lap: Ai OGURA IDEMITSU Honda Tea JPN **2'06.635** 26.406 28.735 38.811 32.683

These data/results cannot be reproduced, stored and/or transmitted in whole or in part by any manner of electronic, mechanical, photocopying, recording, broadcasting or otherwise now known or herein after developed without the previous express consent by the copyright owner, except for reproduction in daily press and regular printed publications on sale to the public within 60 days of the event related to those data/results and always provided that copyright symbol appears together as follows below.
© DORNA, 2022



Free Practice Nr. 3

Moto2

Lap	Lap Time	T1	T2	T3	T4	Speed	Lap	Lap Time	T1	T2	T3	T4	Speed
13	2'08.605	26.557	29.077	39.562	33.409	269.3	5	2'08.538	26.769	29.196	39.485	33.088	273.4
13th 18 Manuel GONZALEZ Yamaha VR46 Master SPA							6	2'08.393	26.766	29.116	39.451	33.060	276.2
Runs=1 Total laps=14 Full laps=9							7	2'16.370	30.695	29.231	40.142	36.302	277.6
1	2'27.529	26.655	30.507	40.806	33.822		8	2'18.456 P	26.791	29.316	39.508	42.841	272.7
2	2'09.045	27.027	29.203	39.412	33.403	269.3	9	11'44.685	25.847	29.572	40.057	33.296	
3	2'08.400	26.686	29.127	39.299	33.288	270.0	10	2'09.358	26.889	29.484	39.588	33.397	266.6
4	2'08.001	26.563	29.001	39.161	33.276	272.0	11	2'08.247	26.574	29.183	39.462	33.028	272.7
5	2'07.827	26.576	28.893	39.249	33.109	271.3	12	2'08.072	26.633	28.992	39.300	33.147	275.5
6	2'12.270	26.677	30.936	40.905	33.752	271.3	13	2'12.177	28.416	29.798	40.407	33.556	275.5
7	2'12.270 *	26.539	29.107	39.383*	37.241	272.0	14	2'31.297	26.604	29.212	54.386	41.095	273.4
8	2'09.330	26.544	29.162	39.744	33.880	270.6	17th 13 Celestino VIETTI Mooney VR46 Racing ITA						
9	2'18.072 P	26.598	29.106	39.628	42.740	271.3	Runs=1 Total laps=12 Full laps=8						
10	11'32.816	25.507	30.274	40.966	33.883		1	3'19.671	32.704	32.534	41.972	36.268	
11	2'09.136	26.583	30.271	39.250	33.032	273.4	2	2'09.772	27.179	29.636	39.748	33.209	274.1
12	2'07.945	26.899	28.958	38.986	33.102	273.4	3	2'08.981	27.008	29.309	39.531	33.133	273.4
13	2'18.807	26.525	31.108	43.308	37.866	272.7	4	2'08.814	26.721	29.463	39.537	33.093	274.1
14	2'09.519 *	26.549	29.345*	40.237	33.388	273.4	5	2'08.764	26.749	29.375	39.689	32.951	272.7
14th 75 Albert ARENAS Inde GASGAS Aspar SPA							6	2'08.454	26.671	29.316	39.462	33.005	274.8
Runs=1 Total laps=13 Full laps=9							7	2'08.524 *	26.662	29.359	39.423	33.080*	272.7
1	2'45.928	27.056	31.101	40.998	33.880		8	2'29.730 P	28.948	35.539	41.654	43.589	265.3
2	2'16.017	26.904	29.599	39.809	39.705	272.0	9	15'23.777	27.548	30.516	39.826	33.360	
3	2'08.173	26.719	29.153	39.322	32.979	272.7	10	2'08.087	26.652	29.052	39.413	32.970	274.1
4	2'12.755	26.824	31.597	39.737	34.597	273.4	11	2'16.519	31.086	32.393	39.533	33.507	271.3
5	2'07.916	26.458	29.036	39.374	33.048	273.4	12	2'16.118	26.701	34.116	41.255	34.046	271.3
6	2'08.462	26.652	29.114	39.527	33.169	272.7	18th 52 Jeremy ALCOBA Liqui Moly Intact GP SPA						
7	2'11.247 *	26.819	29.223	40.808*	34.397	266.6	Runs=1 Total laps=14 Full laps=9						
8	2'07.893	26.543	28.982	39.153	33.215	272.0	1	3'52.068	28.959	33.741	52.673	51.715	
9	2'17.623 P	26.596	29.207	39.287	42.533	274.8	2	2'12.879	27.667	29.685	41.950	33.577	274.1
10	13'49.259	30.943	29.792	39.705	33.679		3	2'09.570	27.060	29.252	39.630	33.628	275.5
11	2'07.830	26.669	28.935	39.156	33.070	270.6	4	2'09.193	27.083	29.381	39.504	33.225	273.4
12	2'18.372	26.758	30.459	42.324	38.831	272.7	5	2'08.467	26.678	29.161	39.445	33.183	273.4
13	2'09.016	26.656	29.146	39.546	33.668	271.3	6	2'08.615	26.616	29.178	39.495	33.326	274.1
15th 12 Filip SALAC Gresini Racing Moto2 CZE							7	2'08.744 *	26.557	29.115	39.419	33.653*	272.7
Runs=1 Total laps=12 Full laps=9							8	2'08.062 *	26.585	29.115*	39.290	33.072	275.5
1	3'19.257	31.260	32.027	41.702	34.941		9	2'08.093	26.509	29.104	39.352	33.128	274.8
2	2'09.284	27.004	29.407	39.553	33.320	270.0	10	2'24.015 P	29.007	31.948	40.097	42.963	272.7
3	2'08.082	26.644	29.087	39.296	33.055	271.3	11	11'02.757	24.811	30.087	40.193	35.620	
4	2'08.659	26.494	29.213	39.650	33.302	275.5	12	2'09.221	26.558	29.130	40.256	33.277	273.4
5	2'08.228	26.657	29.055	39.252	33.264	272.0	13	2'09.918	26.748	29.209	39.542	34.419	272.7
6	2'14.896	27.873	31.215	39.625	36.183	270.6	14	2'08.762	26.538	29.177	39.602	33.445	274.1
7	2'21.741 P	26.655	29.123	39.586	46.377	274.1	19th 28 Niccolò ANTONELLI Mooney VR46 Racing ITA						
8	16'17.522	28.163	30.405	43.449	49.801		Runs=1 Total laps=13 Full laps=9						
9	2'08.579	27.094	28.977	39.140	33.368	272.7	1	3'21.586	33.976	32.221	42.272	36.350	
10	2'09.919	26.748	29.309	40.621	33.241	274.1	2	2'10.749	27.363	29.757	40.132	33.497	274.1
11	2'22.082	26.787	29.580	46.376	39.339	272.7	3	2'09.037	26.878	29.419	39.577	33.163	272.7
12	2'08.051	26.680	29.035	39.241	33.095	273.4	4	2'08.783	26.930	29.182	39.616	33.055	272.0
16th 19 Lorenzo DALLA PO Italtrans Racing Team ITA							5	2'08.627	26.710	29.122	39.667	33.128	272.7
Runs=1 Total laps=14 Full laps=11							6	2'08.544	26.831	29.124	39.478	33.111	273.4
1	2'48.205	26.146	30.980	41.406	34.031		7	2'09.735 *	26.791	29.423	40.077	33.444*	275.5
2	2'10.406	27.237	29.616	39.971	33.582	274.1	8	2'14.475	26.752	33.958	40.565	33.200	272.7
3	2'09.557	26.861	29.366	39.939	33.391	275.5	9	2'22.213 P	26.797	29.407	40.340	45.669	272.0
4	2'21.116	27.377	36.877	39.925	36.937	275.5	10	13'13.024	31.872	30.226	39.870	33.389	
							11	2'08.425	26.684	29.067	39.610	33.064	272.7

Fastest Lap: Ai OGURA

IDEMITSU Honda Tea JPN

2'06.635

26.406

28.735

38.811

32.683

These data/results cannot be reproduced, stored and/or transmitted in whole or in part by any manner of electronic, mechanical, photocopying, recording, broadcasting or otherwise now known or herein after developed without the previous express consent by the copyright owner, except for reproduction in daily press and regular printed publications on sale to the public within 60 days of the event related to those data/results and always provided that copyright symbol appears together as follows below.

© DORNA, 2022

Official MotoGP Timing by TISSOT
www.motogp.com

Sepang, Saturday, October 22, 2022

Page 3 of 5



Free Practice Nr. 3

Moto2

Lap	Lap Time	T1	T2	T3	T4	Speed	Lap	Lap Time	T1	T2	T3	T4	Speed
12	2'16.473	27.022	29.227	46.791	33.433	269.3	5	2'09.519	26.924	29.241	40.026	33.328	273.4
13	2'15.875	26.761	29.195	39.486	40.433	274.8	6	2'09.283	26.751	29.362	39.929	33.241	276.2
20th 42 Marcos RAMIREZ MV Agusta Forward R SPA							7	2'09.368 *	26.647	29.344	39.927*	33.450	271.3
Runs=2 Total laps=14 Full laps=10							8	2'25.032 P	29.410	30.652	41.500	43.470	268.6
1	2'41.389	28.519	32.756	49.572	35.482	9	14'30.172	26.778	30.152	41.475	39.359		
2	2'16.485	27.341	29.961	42.349	36.834	270.0	10	2'09.135	26.865	29.192	39.692	33.386	273.4
3	2'10.067	27.151	29.728	39.903	33.285	272.7	11	2'09.610	27.181	29.236	39.740	33.453	271.3
4	2'15.957	27.218	29.642	44.748	34.349	276.9	12	2'16.105	26.652	29.301	39.866	40.286	271.3
5	2'11.516	26.912	29.672	41.155	33.777	272.7	13	2'13.356	26.904	29.521	40.657	36.274	268.6
6	2'09.731	26.905	29.565	39.937	33.324	271.3	24th 29 Taiga HADA Pertamina Mandalika JPN						
7	2'23.200 P	26.919	29.588	41.793	44.900	275.5	Runs=1 Total laps=12 Full laps=9						
8	7'22.066 P	24.965	30.519	40.569	45.616	1	2'41.751	28.649	32.161	50.906	35.543		
9	5'58.360	26.117	30.989	41.212	33.760	2	2'16.936	27.449	29.849	41.750	37.888	266.6	
10	2'08.904	26.805	29.362	39.572	33.165	268.6	3	2'11.547	27.297	29.490	40.274	34.486	270.6
11	2'08.650	26.753	29.243	39.546	33.108	272.0	4	2'10.217	27.205	29.556	40.212	33.244	270.6
12	2'27.284	30.544	39.030	41.441	36.269	271.3	5	2'15.401	27.281	29.887	40.869	37.364	267.3
13	2'18.111	26.778	30.946	43.108	37.279	274.8	6	2'10.076	26.930	29.606	40.171	33.369	272.0
14	2'14.021	26.856	29.438	43.977	33.750	274.8	7	2'23.803 P	27.518	29.983	40.743	45.559	272.7
21st 16 Joe ROBERTS Italtrans Racing Team USA							8	16'01.894	28.696	34.833	42.336	33.171	
Runs=1 Total laps=14 Full laps=11							9	2'10.130	27.036	29.661	40.086	33.347	272.0
1	2'46.764	30.149	32.016	41.932	34.103	10	2'09.386	26.999	29.433	39.857	33.097	271.3	
2	2'10.722	27.293	29.639	39.905	33.885	267.9	11	2'09.844	27.096	29.463	39.977	33.308	271.3
3	2'09.854	27.021	29.339	39.863	33.631	268.6	12	2'10.000	26.984	29.651	39.907	33.458	269.3
4	2'20.499	27.147	37.340	40.114	35.898	267.9	25th 81 Keminth KUBO Yamaha VR46 Master THA						
5	2'09.819	27.070	29.537	39.586	33.626	267.9	Runs=2 Total laps=10 Full laps=7						
6	2'10.691	27.279	29.524	39.762	34.126	270.0	1	2'41.933	27.525	30.792	41.081	34.133	
7	2'23.238 P	27.147	29.665	40.837	45.589	267.9	2	2'12.845	27.385	29.603	40.677	35.180	271.3
8	11'29.094	27.520	30.193	40.135	33.675	3	2'15.059	27.274	34.382	39.959	33.444	267.9	
9	2'08.971	27.021	29.156	39.442	33.352	264.0	4	2'10.214	27.267	29.610	39.832	33.505	268.6
10	2'08.983	26.755	29.167	39.771	33.290	270.6	5	2'09.664	26.966	29.463	39.877	33.358	267.3
11	2'08.776	26.811	29.245	39.427	33.293	267.9	6	2'14.940	28.778	29.474	43.207	33.481	267.3
12	2'08.891	26.757	29.131	39.665	33.338	270.6	unfinished	26.850	29.265	39.742		270.6	
13	2'16.797	27.251	31.851	43.314	34.381	270.6	7	2'24.912 P	27.450	30.463	42.358	44.641	
14	2'10.982	27.114	29.560	40.069	34.239	270.6	8	6'33.894	26.336	34.931	39.783	34.386	
22nd 72 Borja GOMEZ Flexbox HP40 SPA							9	2'09.670	27.124	29.507	39.624	33.415	267.9
Runs=1 Total laps=10 Full laps=8							26th 98 David SANCHIS MV Agusta Forward R SPA						
1	3'19.921	27.925	31.871	41.530	34.962	Runs=1 Total laps=12 Full laps=11							
2	2'09.708	27.138	29.566	39.787	33.217	274.8	1	4'09.765	27.444	31.551	41.600	33.881	
3	2'09.116	26.980	29.365	39.676	33.095	275.5	2	2'11.366	27.339	29.982	40.334	33.711	267.3
4	2'09.040	26.845	29.331	39.649	33.215	276.2	3	2'11.365	27.250	29.797	40.762	33.556	268.6
5	2'09.264	26.924	29.333	39.800	33.207	274.8	4	2'10.957	27.036	29.868	40.394	33.659	267.9
6	2'09.698	26.989	29.471	40.001	33.237	274.8	5	2'11.070	27.166	30.027	40.268	33.609	267.3
7	2'11.394 *	27.008	30.823	39.853	33.710*	272.0	unfinished	27.154	29.769		267.3		
unfinished	26.812					272.7	6	16'53.786	27.864	31.617	40.958	34.291	
8	2'16.526	26.178	30.037	41.721	38.590	7	2'10.788	27.396	29.765	40.290	33.337	266.0	
9	2'10.337	27.248	29.652	40.069	33.368	270.0	8	2'09.849	27.140	29.580	39.864	33.265	270.0
23rd 4 Sean Dylan KELLY American Racing USA							9	2'09.728	26.983	29.649	39.784	33.312	270.0
Runs=1 Total laps=13 Full laps=9							10	2'10.260	27.100	29.775	39.876	33.509	270.6
1	2'41.606	26.870	32.786	48.864	34.533	11	2'12.744	27.222	29.822	40.809	34.891	270.6	
2	2'16.022	27.382	29.809	43.937	34.894	270.6	27th 61 Alessandro ZACCO Gresini Racing Moto2 ITA						
3	2'09.787	27.038	29.360	39.996	33.393	271.3	Runs=2 Total laps=11 Full laps=6						
4	2'17.577	27.172	34.619	40.139	35.647	267.3	1	2'52.723	27.906	32.263	42.881	34.358	

Fastest Lap: Ai OGURA IDEMITSU Honda Tea JPN **2'06.635** 26.406 28.735 38.811 32.683

These data/results cannot be reproduced, stored and/or transmitted in whole or in part by any manner of electronic, mechanical, photocopying, recording, broadcasting or otherwise now known or herein after developed without the previous express consent by the copyright owner, except for reproduction in daily press and regular printed publications on sale to the public within 60 days of the event related to those data/results and always provided that copyright symbol appears together as follows below.
© DORNA, 2022

Official MotoGP Timing by TISSOT
www.motogp.com

Sepang, Saturday, October 22, 2022

Page 4 of 5



Free Practice Nr. 3

Moto2

Lap	Lap Time	T1	T2	T3	T4	Speed	Lap	Lap Time	T1	T2	T3	T4	Speed
2	2'11.554	27.848	30.172	40.030	33.504	266.0							
3	2'09.851	27.179	29.493	39.876	33.303	270.6							
4	2'10.144	27.034	29.322	39.953	33.835	269.3							
5	2'09.980	26.921	29.396	40.358	33.305	269.3							
6	2'09.855	26.868	29.378	40.159	33.450	264.0							
7	2'09.502 *	26.874	29.255	39.812*	33.561*	269.3							
8	2'25.206 P	28.308	30.727	42.295	43.876	267.9							
9	14'28.707	27.518	31.354	41.621	51.589								
10	2'11.194	27.694	29.754	40.115	33.631	270.0							
11	2'23.187 P	27.157	29.700	40.912	45.418	266.0							

28th 27 Kasma DANIEL Petronas MIE Racing MAL
Runs=2 Total laps=13 Full laps=6

1	2'42.634	28.397	30.762	40.995	34.419	
2	2'11.810	27.639	29.791	40.421	33.959	272.0
3	2'13.284	27.420	30.783	40.700	34.381	267.9
4	2'26.486 P	27.648	30.617	41.679	46.542	270.0
5	8'00.627	31.252	30.187	43.834	40.557	
6	2'11.800	27.368	29.836	40.698	33.898	270.6
7	2'11.721 *	27.371	29.902	40.585	33.863*	267.9
8	2'11.160	27.386	29.722	40.379	33.673	269.3
9	2'11.360	27.228	29.886	40.273	33.973	267.9
10	2'11.404	27.388	29.871	40.457	33.688	267.3
11	2'25.199 P	27.800	30.223	41.994	45.182	266.6
12	7'06.544	31.582	33.620	44.877	34.044	
13	2'11.241 *	27.389	29.653*	40.356	33.843	266.0

29th 20 Azroy ANUAR Petronas MIE Racing MAL
Runs=2 Total laps=12 Full laps=6

1	2'42.779	28.179	32.135	49.343	36.235	
2	2'13.202	28.144	30.416	40.770	33.872	267.3
3	2'30.560 P	27.406	29.752	48.368	45.034	267.9
4	12'20.362	26.970	30.978	44.095	41.272	
5	2'12.849 *	27.566	30.132	40.964	34.187*	264.7
6	2'12.056	27.398	30.038	40.734	33.886	269.3
7	2'21.631 P	27.372	30.752	42.032	41.475	266.0
8	5'12.458	25.635	30.281	40.754	33.926	
9	2'12.598	27.719	30.152	40.804	33.923	265.3
10	2'15.741	27.364	30.205	41.635	36.537	266.6
11	2'19.031	30.702	33.542	40.799	33.988	267.9
12	2'11.524	27.339	29.808	40.555	33.822	269.3

Fastest Lap: Ai OGURA IDEMITSU Honda Tea JPN **2'06.635** 26.406 28.735 38.811 32.683

These data/results cannot be reproduced, stored and/or transmitted in whole or in part by any manner of electronic, mechanical, photocopying, recording, broadcasting or otherwise now known or herein after developed without the previous express consent by the copyright owner, except for reproduction in daily press and regular printed publications on sale to the public within 60 days of the event related to those data/results and always provided that copyright symbol appears together as follows below.
© DORNA, 2022

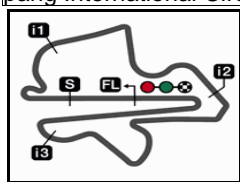
Official MotoGP Timing by TISSOT
www.motogp.com

Sepang, Saturday, October 22, 2022

Page 5 of 5

moto2





5543 m.

PETRONAS GRAND PRIX OF MALAYSIA

Free Practice Nr. 3

Best Partial Times

Moto2™


IT Ideal Lap Time, sum of the best partial times

BT Best Lap Time

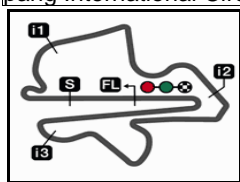
T1		T2		T3		T4				IT	BT	
Pos	Rider	Time	Rider	Time	Rider	Time	Rider	Time	Pos	Rider	IT	BT
1	A.CANET	26.292	A.LOPEZ	28.682	A.OGURA	38.811	A.OGURA	32.683	1	A.OGURA	2'06.621	2'06.635 (1)
2	S.CHANTRA	26.298	A.OGURA	28.735	T.ARBOLINO	38.853	S.CHANTRA	32.757	2	T.ARBOLINO	2'06.781	2'07.039 (2)
3	T.ARBOLINO	26.325	T.ARBOLINO	28.783	A.FERNANDEZ	38.891	T.ARBOLINO	32.820	3	A.LOPEZ	2'06.835	2'07.086 (3)
4	A.FERNANDEZ	26.329	A.FERNANDEZ	28.810	A.LOPEZ	38.894	F.ALDEGUER	32.830	4	A.FERNANDEZ	2'07.071	2'07.177 (4)
5	C.BEAUBIER	26.344	M.SCHROTTER	28.859	F.ALDEGUER	38.982	J.DIXON	32.872	5	F.ALDEGUER	2'07.121	2'07.379 (7)
6	F.ALDEGUER	26.358	J.DIXON	28.869	J.DIXON	38.985	A.LOPEZ	32.873	6	J.DIXON	2'07.136	2'07.292 (5)
7	B.BENDSNEYDE	26.365	M.GONZALEZ	28.893	M.GONZALEZ	38.986	C.BEAUBIER	32.913	7	S.CHANTRA	2'07.183	2'07.472 (10)
8	A.LOPEZ	26.386	A.CANET	28.905	A.CANET	38.997	C.VIETTI	32.951	8	A.CANET	2'07.330	2'07.433 (8)
9	A.OGURA	26.392	S.CHANTRA	28.913	B.BENDSNEYDE	39.117	P.ACOSTA	32.979	9	C.BEAUBIER	2'07.339	2'07.339 (6)
10	J.DIXON	26.410	P.ACOSTA	28.926	M.SCHROTTER	39.125	A.ARENAS	32.979	10	M.SCHROTTE	2'07.406	2'07.441 (9)
11	M.SCHROTTER	26.411	A.ARENAS	28.935	P.ACOSTA	39.128	M.SCHROTTER	33.011	11	M.GONZALEZ	2'07.436	2'07.827 (13)
12	P.ACOSTA	26.429	C.BEAUBIER	28.944	C.BEAUBIER	39.138	B.BENDSNEYDE	33.016	12	B.BENDSNEYDE	2'07.461	2'07.707 (12)
13	A.ARENAS	26.458	F.ALDEGUER	28.951	F.SALAC	39.140	L.DALLA PORTA	33.028	13	P.ACOSTA	2'07.462	2'07.629 (11)
14	F.SALAC	26.494	B.BENDSNEYDE	28.963	A.ARENAS	39.153	M.GONZALEZ	33.032	14	A.ARENAS	2'07.525	2'07.830 (14)
15	J.ALCOBA	26.509	F.SALAC	28.977	S.CHANTRA	39.215	A.FERNANDEZ	33.041	15	F.SALAC	2'07.666	2'08.051 (15)
16	M.GONZALEZ	26.525	L.DALLA PORTA	28.992	J.ALCOBA	39.290	F.SALAC	33.055	16	L.DALLA PORTA	2'07.894	2'08.072 (16)
17	L.DALLA PORTA	26.574	C.VIETTI	29.052	L.DALLA PORTA	39.300	N.ANTONELLI	33.055	17	J.ALCOBA	2'07.975	2'08.093 (18)
18	S.KELLY	26.647	N.ANTONELLI	29.067	C.VIETTI	39.413	J.ALCOBA	33.072	18	C.VIETTI	2'08.068	2'08.087 (17)
19	C.VIETTI	26.652	J.ALCOBA	29.104	J.ROBERTS	39.427	B.GOMEZ	33.095	19	N.ANTONELLI	2'08.284	2'08.425 (19)
20	N.ANTONELLI	26.684	J.ROBERTS	29.131	N.ANTONELLI	39.478	T.HADA	33.097	20	J.ROBERTS	2'08.603	2'08.776 (21)
21	M.RAMIREZ	26.753	S.KELLY	29.192	M.RAMIREZ	39.546	M.RAMIREZ	33.108	21	M.RAMIREZ	2'08.650	2'08.650 (20)
22	J.ROBERTS	26.755	M.RAMIREZ	29.243	K.KUBO	39.624	A.CANET	33.136	22	S.KELLY	2'08.772	2'09.135 (23)
23	B.GOMEZ	26.812	A.ZACCONE	29.255	B.GOMEZ	39.649	S.KELLY	33.241	23	B.GOMEZ	2'08.887	2'09.040 (22)
24	K.KUBO	26.850	K.KUBO	29.265	S.KELLY	39.692	D.SANCHIS	33.265	24	K.KUBO	2'09.097	2'09.664 (25)

These data/results cannot be reproduced, stored and/or transmitted in whole or in part by any manner of electronic, mechanical, photocopying, recording, broadcasting or otherwise now known or herein after developed without the previous express consent by the copyright owner, except for reproduction in daily press and regular printed publications on sale to the public within 60 days of the event related to those data/results and always provided that copyright symbol appears together as follows below.

© DORNA, 2022

Official MotoGP Timing by 
www.motogp.com



5543 m.

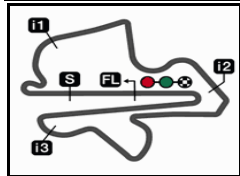
PETRONAS GRAND PRIX OF MALAYSIA**Free Practice Nr. 3****Best Partial Times****Moto2™***IT* Ideal Lap Time, sum of the best partial times*BT* Best Lap Time

T1		T2		T3		T4				<i>IT</i>	<i>BT</i>	
<i>Pos</i>	<i>Rider</i>	<i>Time</i>	<i>Rider</i>	<i>Time</i>	<i>Rider</i>	<i>Time</i>	<i>Rider</i>	<i>Time</i>	<i>Pos</i>	<i>Rider</i>		
25	A.ZACCONE	26.868	B.GOMEZ	29.331	D.SANCHIS	39.784	J.ROBERTS	33.290	25	A.ZACCONE	2'09.302	2'09.851 (27)
26	T.HADA	26.930	T.HADA	29.433	T.HADA	39.857	A.ZACCONE	33.303	26	T.HADA	2'09.317	2'09.386 (24)
27	D.SANCHIS	26.983	D.SANCHIS	29.580	A.ZACCONE	39.876	K.KUBO	33.358	27	D.SANCHIS	2'09.612	2'09.728 (26)
28	K.DANIEL	27.228	K.DANIEL	29.722	K.DANIEL	40.273	K.DANIEL	33.673	28	K.DANIEL	2'10.896	2'11.160 (28)
29	A.ANUAR	27.339	A.ANUAR	29.752	A.ANUAR	40.555	A.ANUAR	33.822	29	A.ANUAR	2'11.468	2'11.524 (29)

These data/results cannot be reproduced, stored and/or transmitted in whole or in part by any manner of electronic, mechanical, photocopying, recording, broadcasting or otherwise now known or herein after developed without the previous express consent by the copyright owner, except for reproduction in daily press and regular printed publications on sale to the public within 60 days of the event related to those data/results and always provided that copyright symbol appears together as follows below.
© DORNA, 2022

Official MotoGP Timing by **TISSOT**
www.motogp.com






5543 m.

PETRONAS GRAND PRIX OF MALAYSIA

Free Practice Nr. 3

Fastest Laps Sequence

<i>Practice Time</i>	 <i>Rider</i>	<i>Nation</i>	<i>Motorcycle</i>	<i>Time</i>	<i>Km/h</i>	<i>Rider's Lap</i>
4'30.264	54 Fermín ALDEGUER	SPA	BOSCOSCURO	2'09.610	153.9	2
4'36.574	18 Manuel GONZALEZ	SPA	KALEX	2'09.045	154.6	2
4'49.379	40 Aron CANET	SPA	KALEX	2'08.559	155.2	2
5'54.991	35 Somkiat CHANTRA	THA	KALEX	2'08.289	155.5	2
6'57.197	40 Aron CANET	SPA	KALEX	2'07.818	156.1	3
8'02.693	35 Somkiat CHANTRA	THA	KALEX	2'07.702	156.2	3
8'12.108	14 Tony ARBOLINO	ITA	KALEX	2'07.664	156.3	3
9'04.851	40 Aron CANET	SPA	KALEX	2'07.654	156.3	4
10'19.392	14 Tony ARBOLINO	ITA	KALEX	2'07.284	156.7	4
12'26.431	14 Tony ARBOLINO	ITA	KALEX	2'07.039	157.0	5
35'13.735	79 Ai OGURA	JPN	KALEX	2'06.881	157.2	12
37'20.370	79 Ai OGURA	JPN	KALEX	2'06.635	157.5	13

These data/results cannot be reproduced, stored and/or transmitted in whole or in part by any manner of electronic, mechanical, photocopying, recording, broadcasting or otherwise now known or herein after developed without the previous express consent by the copyright owner, except for reproduction in daily press and regular printed publications on sale to the public within 60 days of the event related to those data/results and always provided that copyright symbol appears together as follows below.

© DORNA, 2022

Official MotoGP Timing by TISSOT
www.motogp.com

Sepang, Saturday, October 22, 2022

