


4801 m.

# MOTUL GRAND PRIX OF JAPAN

## Free Practice Nr. 2

### Classification

6

	Rider	Nation	Team	Motorcycle	Time	Lap	Total	Gap	Top Speed
1	93 <b>Marc MARQUEZ</b>	SPA	Repsol Honda Team	HONDA	<b>1'55.232</b>	8	16		<b>301.6</b>
2	89 <b>Jorge MARTIN</b>	SPA	Prima Pramac Racing	DUCATI	<b>1'55.376</b>	10	19	0.144 0.144	<b>304.2</b>
3	43 <b>Jack MILLER</b>	AUS	Ducati Lenovo Team	DUCATI	<b>1'55.387</b>	14	15	0.155 0.011	<b>302.5</b>
4	88 <b>Miguel OLIVEIRA</b>	POR	Red Bull KTM Factory Racing	KTM	<b>1'55.428</b>	16	18	0.196 0.041	<b>295.0</b>
5	5 <b>Johann ZARCO</b>	FRA	Prima Pramac Racing	DUCATI	<b>1'55.630</b>	9	18	0.398 0.202	<b>302.5</b>
6	21 <b>Franco MORBIDELLI</b>	ITA	Monster Energy Yamaha MotoGP	YAMAHA	<b>1'56.168</b>	13	16	0.936 0.538	<b>295.0</b>
7	23 <b>Enea BASTIANINI</b>	ITA	Gresini Racing MotoGP	DUCATI	<b>1'56.197</b>	14	16	0.965 0.029	<b>299.1</b>
8	73 <b>Alex MARQUEZ</b>	SPA	LCR Honda CASTROL	HONDA	<b>1'56.349</b>	17	18	1.117 0.152	<b>300.8</b>
9	10 <b>Luca MARINI</b>	ITA	Mooney VR46 Racing Team	DUCATI	<b>1'56.548</b>	15	16	1.316 0.199	<b>302.5</b>
10	20 <b>Fabio QUARTARARO</b>	FRA	Monster Energy Yamaha MotoGP	YAMAHA	<b>1'56.561</b>	11	19	1.329 0.013	<b>298.3</b>
11	41 <b>Aleix ESPARGARO</b>	SPA	Aprilia Racing	APRILIA	<b>1'56.577</b>	12	13	1.345 0.016	<b>300.0</b>
12	49 <b>Fabio DI GIANNANTONIO</b>	ITA	Gresini Racing MotoGP	DUCATI	<b>1'56.588</b>	16	17	1.356 0.011	<b>301.6</b>
13	72 <b>Marco BEZZECCHI</b>	ITA	Mooney VR46 Racing Team	DUCATI	<b>1'56.655</b>	15	17	1.423 0.067	<b>296.7</b>
14	35 <b>Cal CRUTCHLOW</b>	GBR	WithU Yamaha RNF MotoGP Tea	YAMAHA	<b>1'56.743</b>	15	16	1.511 0.088	<b>291.8</b>
15	63 <b>Francesco BAGNAIA</b>	ITA	Ducati Lenovo Team	DUCATI	<b>1'56.752</b>	15	17	1.520 0.009	<b>303.3</b>
16	87 <b>Remy GARDNER</b>	AUS	Tech3 KTM Factory Racing	KTM	<b>1'56.851</b>	12	19	1.619 0.099	<b>287.2</b>
17	30 <b>Takaaki NAKAGAMI</b>	JPN	LCR Honda IDEMITSU	HONDA	<b>1'56.874</b>	16	18	1.642 0.023	<b>294.2</b>
18	12 <b>Maverick VIÑALES</b>	SPA	Aprilia Racing	APRILIA	<b>1'56.925</b>	14	15	1.693 0.051	<b>298.3</b>
19	44 <b>Po L ESPARGARO</b>	SPA	Repsol Honda Team	HONDA	<b>1'57.003</b>	15	15	1.771 0.078	<b>288.7</b>
20	25 <b>Raul FERNANDEZ</b>	SPA	Tech3 KTM Factory Racing	KTM	<b>1'57.292</b>	16	16	2.060 0.289	<b>291.1</b>
21	40 <b>Darryn BINDER</b>	RSA	WithU Yamaha RNF MotoGP Tea	YAMAHA	<b>1'57.606</b>	15	18	2.374 0.314	<b>288.0</b>
22	45 <b>Tetsuta NAGASHIMA</b>	JPN	HRC Team	HONDA	<b>1'57.656</b>	16	17	2.424 0.050	<b>297.5</b>
23	42 <b>Alex RINS</b>	SPA	Team SUZUKI ECSTAR	SUZUKI	<b>1'57.671</b>	16	17	2.439 0.015	<b>295.8</b>
24	33 <b>Brad BINDER</b>	RSA	Red Bull KTM Factory Racing	KTM	<b>1'57.827</b>	14	16	2.595 0.156	<b>292.6</b>
25	85 <b>Takuya TSUDA</b>	JPN	Team SUZUKI ECSTAR	SUZUKI	<b>1'58.631</b>	15	18	3.399 0.804	<b>294.2</b>

Practice condition: **Wet**

Air: 23°

Humidity: 92%

Ground: 23°

<b>Fastest Lap:</b>	Lap: 8	<b>Marc MARQUEZ</b>	<b>1'55.232</b>	149.9 Km/h
<b>Best Race Lap:</b>	2014	<b>Jorge LORENZO</b>	<b>1'45.350</b>	164.0 Km/h
<b>All Time Lap Record:</b>	2015	<b>Jorge LORENZO</b>	<b>1'43.790</b>	166.5 Km/h

The results are provisional until the end of the limit for protest and appeals.

Time limit for protest expires 30' after publication of the results - ..... Time: .....

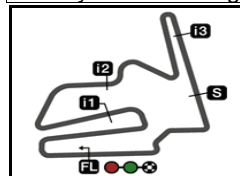
These data/results cannot be reproduced, stored and/or transmitted in whole or in part by any manner of electronic, mechanical, photocopying, recording, broadcasting or otherwise now known or herein after developed without the previous express consent by the copyright owner, except for reproduction in daily press and regular printed publications on sale to the public within 60 days of the event related to those data/results and always provided that copyright symbol appears together as follows below.

© DORNA, 2022

Official MotoGP Timing by TISSOT  
www.motogp.com

Motegi, Saturday, September 24, 2022






4801 m.

**MOTUL GRAND PRIX OF JAPAN**

**Free Practice Nr. 2**

**Combined Free Practice Times**

**7**

	Rider	Nation	Team	MOTORCYCLE	FP1	FP2	Gap
1	43 <b>J.MILLER</b>	AUS	Ducati Lenovo Team	DUCATI	<b>1'44.509</b>	25	1'55.387 14
2	63 <b>F.BAGNAIA</b>	ITA	Ducati Lenovo Team	DUCATI	<b>1'44.537</b>	24	1'56.752 15 0.028 0.028
3	20 <b>F.QUARTARARO</b>	FRA	Monster Energy Yamaha MotoGP	YAMAHA	<b>1'44.558</b>	28	1'56.561 11 0.049 0.021
4	41 <b>A.ESPARGARO</b>	SPA	Aprilia Racing	APRILIA	<b>1'44.577</b>	25	1'56.577 12 0.068 0.019
5	10 <b>L.MARINI</b>	ITA	Mooney VR46 Racing Team	DUCATI	<b>1'44.645</b>	26	1'56.548 15 0.136 0.068
6	93 <b>M.MARQUEZ</b>	SPA	Repsol Honda Team	HONDA	<b>1'44.656</b>	23	1'55.232 8 0.147 0.011
7	44 <b>P.ESPARGARO</b>	SPA	Repsol Honda Team	HONDA	<b>1'44.678</b>	24	1'57.003 15 0.169 0.022
8	33 <b>B.BINDER</b>	RSA	Red Bull KTM Factory Racing	KTM	<b>1'44.735</b>	29	1'57.827 14 0.226 0.057
9	88 <b>M.OLIVEIRA</b>	POR	Red Bull KTM Factory Racing	KTM	<b>1'44.743</b>	27	1'55.428 16 0.234 0.008
10	12 <b>M.VIÑALES</b>	SPA	Aprilia Racing	APRILIA	<b>1'44.797</b>	24	1'56.925 14 0.288 0.054
11	5 <b>J.ZARCO</b>	FRA	Prima Pramac Racing	DUCATI	<b>1'44.798</b>	24	1'55.630 9 0.289 0.001
12	30 <b>T.NAKAGAMI</b>	JPN	LCR Honda IDEMITSU	HONDA	<b>1'44.886</b>	26	1'56.874 16 0.377 0.088
13	42 <b>A.RINS</b>	SPA	Team SUZUKI ECSTAR	SUZUKI	<b>1'44.913</b>	27	1'57.671 16 0.404 0.027
14	23 <b>E.BASTIANINI</b>	ITA	Gresini Racing MotoGP	DUCATI	<b>1'44.978</b>	19	1'56.197 14 0.469 0.065
15	89 <b>J.MARTIN</b>	SPA	Prima Pramac Racing	DUCATI	<b>1'45.009</b>	26	1'55.376 10 0.500 0.031
16	21 <b>F.MORBIDELLI</b>	ITA	Monster Energy Yamaha MotoGP	YAMAHA	<b>1'45.065</b>	24	1'56.168 13 0.556 0.056
17	35 <b>C.CRUTCHLOW</b>	GBR	WithU Yamaha RNF MotoGP Team	YAMAHA	<b>1'45.187</b>	23	1'56.743 15 0.678 0.122
18	40 <b>D.BINDER</b>	RSA	WithU Yamaha RNF MotoGP Team	YAMAHA	<b>1'45.366</b>	27	1'57.606 15 0.857 0.179
19	72 <b>M.BEZZECCHI</b>	ITA	Mooney VR46 Racing Team	DUCATI	<b>1'45.426</b>	27	1'56.655 15 0.917 0.060
20	73 <b>A.MARQUEZ</b>	SPA	LCR Honda CASTROL	HONDA	<b>1'45.600</b>	29	1'56.349 17 1.091 0.174
21	25 <b>R.FERNANDEZ</b>	SPA	Tech3 KTM Factory Racing	KTM	<b>1'45.739</b>	25	1'57.292 16 1.230 0.139
22	45 <b>T.NAGASHIMA</b>	JPN	HRC Team	HONDA	<b>1'45.845</b>	22	1'57.656 16 1.336 0.106
23	87 <b>R.GARDNER</b>	AUS	Tech3 KTM Factory Racing	KTM	<b>1'45.991</b>	25	1'56.851 12 1.482 0.146
24	49 <b>F.DI GIANNANTO</b>	ITA	Gresini Racing MotoGP	DUCATI	<b>1'46.365</b>	17	1'56.588 16 1.856 0.374
25	85 <b>T.TSUDA</b>	JPN	Team SUZUKI ECSTAR	SUZUKI	<b>1'46.718</b>	22	1'58.631 15 2.209 0.353

<b>Pole Position Record:</b>	2015	<b>Jorge LORENZO</b>	<b>1'43.790</b>	166.5 Km/h
<b>Best Race Lap:</b>	2014	<b>Jorge LORENZO</b>	<b>1'45.350</b>	164.0 Km/h
<b>All Time Lap Record:</b>	2015	<b>Jorge LORENZO</b>	<b>1'43.790</b>	166.5 Km/h

The results are provisional until the end of the limit for protest and appeals.

Time limit for protest expires 60' after publication of the results - ..... Time: .....

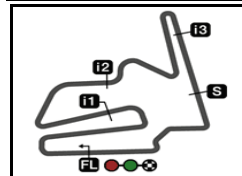
These data/results cannot be reproduced, stored and/or transmitted in whole or in part by any manner of electronic, mechanical, photocopying, recording, broadcasting or otherwise now known or herein after developed without the previous express consent by the copyright owner, except for reproduction in daily press and regular printed publications on sale to the public within 60 days of the event related to those data/results and always provided that copyright symbol appears together as follows below.

© DORNA, 2022

Official MotoGP Timing by **TISSOT**  
www.motogp.com

**Motegi, Saturday, September 24, 2022**





**MOTUL GRAND PRIX OF JAPAN**

**Free Practice Nr. 2**

**Top Speed & Average**

**8**

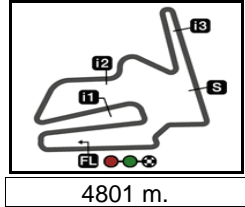


Rider	Nation	Motorcycle	Top 5 speeds					Average	Top
89 <b>Jorge MARTIN</b>	<b>SPA</b>	DUCATI	304.2	301.6	300.8	299.1	299.1	301.0	<b>304.2</b>
63 <b>Francesco BAGNAIA</b>	<b>ITA</b>	DUCATI	303.3	301.6	294.2	293.4	291.1	296.7	<b>303.3</b>
5 <b>Johann ZARCO</b>	<b>FRA</b>	DUCATI	302.5	300.8	298.3	298.3	295.0	299.0	<b>302.5</b>
10 <b>Luca MARINI</b>	<b>ITA</b>	DUCATI	302.5	299.1	296.7	292.6	288.7	295.9	<b>302.5</b>
43 <b>Jack MILLER</b>	<b>AUS</b>	DUCATI	302.5	296.7	295.0	293.4	291.8	295.9	<b>302.5</b>
49 <b>Fabio DI GIANNANTONIO</b>	<b>ITA</b>	DUCATI	301.6	300.8	300.0	295.0	295.0	298.5	<b>301.6</b>
93 <b>Marc MARQUEZ</b>	<b>SPA</b>	HONDA	301.6	301.6	300.8	300.8	300.0	301.0	<b>301.6</b>
73 <b>Alex MARQUEZ</b>	<b>SPA</b>	HONDA	300.8	298.3	296.7	292.6	291.1	295.9	<b>300.8</b>
41 <b>Aleix ESPARGARO</b>	<b>SPA</b>	APRILIA	300.0	299.1	298.3	295.8	295.0	297.6	<b>300.0</b>
23 <b>Enea BASTIANINI</b>	<b>ITA</b>	DUCATI	299.1	296.7	292.6	292.6	292.6	294.7	<b>299.1</b>
12 <b>Maverick VIÑALES</b>	<b>SPA</b>	APRILIA	298.3	292.6	292.6	291.1	291.1	293.1	<b>298.3</b>
20 <b>Fabio QUARTARARO</b>	<b>FRA</b>	YAMAHA	298.3	296.7	296.7	295.8	295.0	296.1	<b>298.3</b>
45 <b>Tetsuta NAGASHIMA</b>	<b>JPN</b>	HONDA	297.5	297.5	296.7	295.8	295.0	296.3	<b>297.5</b>
72 <b>Marco BEZZECCHI</b>	<b>ITA</b>	DUCATI	296.7	295.0	291.8	289.5	288.7	292.3	<b>296.7</b>
42 <b>Alex RINS</b>	<b>SPA</b>	SUZUKI	295.8	295.8	293.4	291.1	290.3	293.3	<b>295.8</b>
21 <b>Franco MORBIDELLI</b>	<b>ITA</b>	YAMAHA	295.0	295.0	292.6	292.6	291.1	293.3	<b>295.0</b>
88 <b>Miguel OLIVEIRA</b>	<b>POR</b>	KTM	295.0	291.8	290.3	288.0	288.0	290.6	<b>295.0</b>
30 <b>Takaaki NAKAGAMI</b>	<b>JPN</b>	HONDA	294.2	292.6	289.5	288.7	288.0	290.6	<b>294.2</b>
85 <b>Takuya TSUDA</b>	<b>JPN</b>	SUZUKI	294.2	292.6	292.6	288.7	288.7	291.4	<b>294.2</b>
33 <b>Brad BINDER</b>	<b>RSA</b>	KTM	292.6	291.8	287.2	283.4	280.5	286.0	<b>292.6</b>
35 <b>Cal CRUTCHLOW</b>	<b>GBR</b>	YAMAHA	291.8	291.8	288.0	287.2	285.7	288.9	<b>291.8</b>
25 <b>Raul FERNANDEZ</b>	<b>SPA</b>	KTM	291.1	288.0	287.2	281.9	280.5	285.7	<b>291.1</b>
44 <b>Pol ESPARGARO</b>	<b>SPA</b>	HONDA	288.7	287.2	287.2	286.4	283.4	285.7	<b>288.7</b>
40 <b>Darryn BINDER</b>	<b>RSA</b>	YAMAHA	288.0	286.4	281.9	281.9	279.7	283.6	<b>288.0</b>
87 <b>Remy GARDNER</b>	<b>AUS</b>	KTM	287.2	287.2	286.4	284.2	281.9	285.4	<b>287.2</b>

These data/results cannot be reproduced, stored and/or transmitted in whole or in part by any manner of electronic, mechanical, photocopying, recording, broadcasting or otherwise now known or herein after developed without the previous express consent by the copyright owner, except for reproduction in daily press and regular printed publications on sale to the public within 60 days of the event related to those data/results and always provided that copyright symbol appears together as follows below.

© DORNA, 2022





**MOTUL GRAND PRIX OF JAPAN**  
**Free Practice Nr. 2**  
**Chronological Analysis of Performances**

**9**

\* Lap / Sector time cancelled      T1 Time from finish line to 1st intermediate      T3 Time from 2nd intermed. to 3rd intermed.  
P Crossing the finish line in pit lane      T2 Time from 1st intermed. to 2nd intermed.      T4 Time from 3rd intermediate to finish line  
\*\*Tyre data subject to further updates

Lap	Lap Time	T1	T2	T3	T4	Speed	Lap	Lap Time	T1	T2	T3	T4	Speed	
<b>1st</b>	<b>93</b>	<b>Marc MARQUEZ</b>		HONDA		SPA	13	1'57.857	P	30.648	24.555*	36.867*	25.787	276.2
		Repsol Honda Team												
		Runs=2		Total laps=16	Full laps=12									
Run #	1	Front Tyre	Wet-Medium	Rear Tyre	Wet-Soft		Run #	1	Front Tyre	Wet-Medium	Rear Tyre	Wet-Soft		
		New Tyre		New Tyre					13 Laps at start		13 Laps at start			
1	5'28.843	42.355	25.793	33.689	33.564	260.8	14	2'04.230	34.407	23.662	33.723	32.438	295.8	
2	<b>2'00.131</b>	31.633	23.568	32.609	32.321	265.3	15	<b>2'01.077</b>	30.344	22.906	32.184	35.643	<b>304.2</b>	
3	<b>1'58.494</b>	31.002	23.111	32.260	32.121	285.7	16	<b>2'03.794</b>	36.977	23.075	32.256	31.486	299.1	
4	<b>1'57.277</b>	30.604	22.747	32.148	31.778	285.7	17	<b>1'58.248</b>	31.684	22.814	32.372	31.378	299.1	
5	<b>2'02.898</b>	34.207	23.859	32.885	31.947	293.4	18	<b>1'57.184</b>	30.481	22.802	32.309	31.592	291.8	
6	<b>2'01.676</b>	32.008	24.435	32.976	32.257	281.9	19	<b>1'58.922</b>	30.482	23.014	32.272	33.154	281.9	
7	<b>1'57.732</b>	31.352	22.782	32.273	31.325	300.0								
8	<b>1'55.232</b>	30.018	22.451	<b>31.776</b>	<b>30.987</b>	300.8								
9	1'52.493	P	30.012	<b>22.297</b>	34.592	25.592	264.0							
Run #	2	Front Tyre	Wet-Medium	Rear Tyre	Wet-Soft		Run #	2	Front Tyre	Wet-Medium	Rear Tyre	Wet-Soft		
		9 Laps at start		9 Laps at start					5 Laps at start		5 Laps at start			
10	1'59.784	P	36.573	24.057	33.957	25.197	274.8	1	6'13.750	36.962	24.642	33.827	32.347	266.6
Run #	3	Front Tyre	Wet-Medium	Rear Tyre	Wet-Soft		Run #	3	Front Tyre	Wet-Medium	Rear Tyre	Wet-Soft		
		10 Laps at start		10 Laps at start					11 Laps at start		11 Laps at start			
11	2'04.434	35.900	23.415	33.015	32.104	276.9	12	2'09.473	41.511	23.434	32.809	31.719	282.7	
12	<b>1'57.622</b>	31.372	22.793	32.090	31.367	<b>301.6</b>	13	<b>1'58.564</b>	30.118	22.950	32.085	33.411	<b>302.5</b>	
13	<b>1'56.011</b>	29.968	22.639	32.194	31.210	300.8	14	<b>1'55.387</b>	<b>29.813</b>	22.663	<b>31.875</b>	31.036	296.7	
14	<b>1'58.025</b>	<b>29.939</b>	22.882	32.090	33.114	301.6	15	<b>2'06.732</b>	33.426	28.254	33.150	31.902	291.1	
15	<b>1'56.888</b>	30.333	22.659	32.118	31.778	281.2			PIT	40.912	26.099	33.745	25.405	258.9
16	<b>1'57.132</b>	30.318	22.811	32.434	31.569	297.5								
<b>2nd</b>	<b>89</b>	<b>Jorge MARTIN</b>		DUCATI		SPA								
		Prima Pramac Racing												
		Runs=2		Total laps=19	Full laps=14									
Run #	1	Front Tyre	Wet-Medium	Rear Tyre	Wet-Soft		Run #	1	Front Tyre	Wet-Medium	Rear Tyre	Wet-Soft		
		New Tyre		New Tyre					New Tyre		New Tyre			
1	3'09.576	37.648	26.119	34.084	32.947	281.9	1	3'35.102	38.104	26.015	35.266	34.123	245.4	
2	<b>2'01.654</b>	31.598	24.345	33.216	32.495	279.7	2	<b>2'03.142</b>	32.581	24.084	33.646	32.831	258.3	
3	<b>2'00.301</b>	31.266	23.997	33.103	31.935	285.7	3	<b>1'59.247</b>	31.246	23.638	32.544	31.819	280.5	
4	<b>1'59.355</b>	31.456	23.530	32.571	31.798	292.6	4	<b>2'07.107</b>	31.869	29.321	33.727	32.190	271.3	
5	<b>1'58.065</b>	31.009	23.088	32.262	31.706	288.7								
6	<b>1'57.574</b>	30.806	22.764	32.361	31.643	291.8								
7	<b>1'56.672</b>	30.415	22.728	32.219	31.310	295.8								
8	<b>2'00.983</b>	32.210	23.979	32.592	32.202	300.8								
9	<b>1'56.402</b>	30.505	22.704	32.088	<b>31.105</b>	298.3								
10	<b>1'55.376</b>	<b>29.965</b>	<b>22.511</b>	<b>31.792</b>	31.108	295.0								
11	1'53.635	P	32.382	22.973	33.261	25.019	301.6							
Run #	2	Front Tyre	Wet-Medium	Rear Tyre	Wet-Soft		Run #	2	Front Tyre	Wet-Medium	Rear Tyre	Wet-Soft		
		11 Laps at start		11 Laps at start					New Tyre		New Tyre			
12	2'04.439	35.402	23.413	33.505	32.119	292.6								
<b>3rd</b>	<b>43</b>	<b>Jack MILLER</b>		DUCATI		AUS								
		Ducati Lenovo Team												
		Runs=3		Total laps=16	Full laps=9									
Run #	1	Front Tyre	Wet-Medium	Rear Tyre	Wet-Soft		Run #	1	Front Tyre	Wet-Medium	Rear Tyre	Wet-Soft		
		New Tyre		New Tyre					New Tyre		New Tyre			
1	6'13.750	36.962	24.642	33.827	32.347	266.6	1	3'35.102	38.104	26.015	35.266	34.123	245.4	
2	<b>2'00.227</b>	31.443	23.690	32.990	32.104	281.2	2	<b>2'03.142</b>	32.581	24.084	33.646	32.831	258.3	
3	<b>1'58.342</b>	31.020	23.049	32.497	31.776	287.2	3	<b>1'59.247</b>	31.246	23.638	32.544	31.819	280.5	
4	<b>1'57.283</b>	30.631	23.058	32.308	31.286	291.1	4	<b>2'07.107</b>	31.869	29.321	33.727	32.190	271.3	
5	1'59.536	P	36.243	24.444	33.799	25.050	290.3							
Run #	2	Front Tyre	Wet-Medium	Rear Tyre	Wet-Soft		Run #	2	Front Tyre	Wet-Medium	Rear Tyre	Wet-Soft		
		5 Laps at start		5 Laps at start					New Tyre		New Tyre			
6	2'04.247	35.665	24.027	33.030	31.525	295.0	1	3'35.102	38.104	26.015	35.266	34.123	245.4	
7	<b>1'56.399</b>	30.027	22.929	32.251	31.192	291.8	2	<b>2'03.142</b>	32.581	24.084	33.646	32.831	258.3	
8	<b>1'59.537</b>	30.165	22.825	33.201	33.346	257.1	3	<b>1'59.247</b>	31.246	23.638	32.544	31.819	280.5	
9	1'57.682	*	30.716*	22.665	32.591	31.710	286.4	4	<b>2'07.107</b>	31.869	29.321	33.727	32.190	271.3
10	<b>1'55.554</b>	30.049	<b>22.442</b>	32.075	<b>30.988</b>	293.4								
11	2'03.730	P	32.841*	26.123*	37.169*	27.597	231.2							
Run #	3	Front Tyre	Wet-Medium	Rear Tyre	Wet-Soft		Run #	3	Front Tyre	Wet-Medium	Rear Tyre	Wet-Soft		
		11 Laps at start		11 Laps at start					New Tyre		New Tyre			
12	2'09.473	41.511	23.434	32.809	31.719	282.7	1	3'35.102	38.104	26.015	35.266	34.123	245.4	
13	<b>1'58.564</b>	30.118	22.950	32.085	33.411	<b>302.5</b>	2	<b>2'03.142</b>	32.581	24.084	33.646	32.831	258.3	
14	<b>1'55.387</b>	<b>29.813</b>	22.663	<b>31.875</b>	31.036	296.7	3	<b>1'59.247</b>	31.246	23.638	32.544	31.819	280.5	
15	<b>2'06.732</b>	33.426	28.254	33.150	31.902	291.1	4	<b>2'07.107</b>	31.869	29.321	33.727	32.190	271.3	
		PIT	40.912	26.099	33.745	25.405	258.9							
<b>4th</b>	<b>88</b>	<b>Miguel OLIVEIRA</b>		KTM		POR								
		Red Bull KTM Factory Racing												
		Runs=1		Total laps=18	Full laps=15									
Run #	1	Front Tyre	Wet-Medium	Rear Tyre	Wet-Soft		Run #	1	Front Tyre	Wet-Medium	Rear Tyre	Wet-Soft		
		New Tyre		New Tyre					New Tyre		New Tyre			
1	3'35.102	38.104	26.015	35.266	34.123	245.4	1	3'35.102	38.104	26.015	35.266	34.123	245.4	
2	<b>2'03.142</b>	32.581	24.084	33.646	32.831	258.3	2	<b>2'03.142</b>	32.581	24.084	33.646	32.831	258.3	
3	<b>1'59.247</b>	31.246	23.638	32.544	31.819	280.5	3	<b>1'59.247</b>	31.246	23.638	32.544	31.819	280.5	
4	<b>2'07.107</b>	31.869	29.321	33.727	32.190	271.3	4	<b>2'07.107</b>	31.869	29.321	33.727	32.190	271.3	

**Fastest Lap:** Marc MARQUEZ      Repsol Honda Team      SPA      **1'55.232**      30.018      22.451      31.776      30.987

These data/results cannot be reproduced, stored and/or transmitted in whole or in part by any manner of electronic, mechanical, photocopying, recording, broadcasting or otherwise now known or herein after developed without the previous express consent by the copyright owner, except for reproduction in daily press and regular printed publications on sale to the public within 60 days of the event related to those data/results and always provided that copyright symbol appears together as follows below.  
© DORNA, 2022



# Free Practice Nr. 2

# MotoGP

Lap	Lap Time	T1	T2	T3	T4	Speed	Lap	Lap Time	T1	T2	T3	T4	Speed	
5	<b>1'57.465</b>	30.627	23.115	32.198	31.525	280.5	7	2'04.123 P	33.215	27.158	36.563	27.187	263.4	
6	<b>1'56.884</b>	30.287	22.859	32.176	31.562	281.2	<b>Run # 2</b> Front Tyre Wet-Soft Rear Tyre Wet-Soft							
7	<b>1'56.886</b>	30.234	22.776	32.331	31.545	285.7	7 Laps at start 7 Laps at start							
8	<b>1'56.313</b>	30.235	22.701	31.974	31.403	287.2	8	2'04.109	35.883	23.447	32.839	31.940	289.5	
9	<b>1'56.235</b>	30.014	22.764	31.945	31.512	288.0	9	1'53.120 P	31.554	23.584	32.762	25.220	285.7	
10	<b>2'01.542</b>	33.248	23.249	32.938	32.107	275.5	<b>Run # 3</b> Front Tyre Wet-Soft Rear Tyre Wet-Soft							
11	<b>1'55.895</b>	30.017	22.544	31.944	31.390	290.3	9 Laps at start 9 Laps at start							
12	<b>1'55.584</b>	<b>29.860</b>	22.568	31.880	31.276	284.9	10	2'17.384 P	46.957	26.021*	37.468*	26.938	270.6	
13	1'52.603 P	30.770	23.415	33.439	24.979	266.0	<b>Run # 4</b> Front Tyre Wet-Medium Rear Tyre Wet-Soft							
								New Tyre		10 Laps at start				
<b>Run # 2</b> Front Tyre Wet-Medium Rear Tyre Wet-Soft														
13 Laps at start						New Tyre								
14	2'07.218	36.198	24.431	33.729	32.860	276.9	11	2'06.635	37.112	23.813	33.873	31.837	292.6	
15	<b>1'58.572</b>	30.968	23.379	32.459	31.766	288.0	12	<b>1'57.727</b>	30.998	22.810	32.202	31.717	290.3	
16	<b>1'55.428</b>	30.002	22.552	<b>31.850</b>	<b>31.024</b>	<b>295.0</b>	13	<b>1'56.168</b>	<b>29.962</b>	<b>22.729</b>	32.181	<b>31.296</b>	<b>295.0</b>	
17	<b>1'56.087</b>	30.402	<b>22.530</b>	31.927	31.228	291.8	14	<b>1'56.353</b>	30.063	22.836	<b>32.005</b>	31.449	295.0	
18	<b>1'56.792</b>	30.173	22.683	32.288	31.648	277.6	15	1'57.830 *	30.622*	23.020	32.300	31.888	292.6	
								16	<b>2'04.125</b>	33.720	24.004	33.386	33.015	259.6

**5th 5** **Johann ZARCO** DUCATI FRA  
Prima Pramac Racing

Runs=2 Total laps=18 Full laps=13

Run #	1	Front Tyre	Wet-Medium	Rear Tyre	Wet-Soft	
		New Tyre		New Tyre		
1	3'23.254	38.116	25.064	34.748	33.059	267.9
2	<b>2'01.503</b>	31.648	23.633	33.262	32.960	259.6
3	<b>1'59.715</b>	31.405	23.159	32.999	32.152	270.6
4	<b>1'58.054</b>	30.677	22.909	32.480	31.988	291.8
5	<b>1'58.134</b>	30.495	22.942	32.707	31.990	290.3
6	2'20.678 P	56.006	25.021	34.681	24.970	263.4
<b>Run # 2</b> Front Tyre Wet-Medium Rear Tyre Wet-Soft						
6 Laps at start 6 Laps at start						
7	2'04.703	36.188	23.910	32.886	31.719	295.0
8	<b>1'56.451</b>	30.151	22.750	32.211	31.339	294.2
9	<b>1'55.630</b>	<b>29.896</b>	<b>22.411</b>	32.124	31.199	300.8
10	<b>1'56.344</b>	30.037	22.609	32.201	31.497	298.3
11	<b>1'55.976</b>	29.949	22.490	32.057	31.480	292.6
12	1'53.025 P	31.608	23.234	32.669	25.514	259.6
<b>Run # 3</b> Front Tyre Wet-Medium Rear Tyre Wet-Soft						
12 Laps at start 12 Laps at start						
13	2'03.506	34.256	23.670	33.461	32.119	272.0
14	<b>1'57.436</b>	30.573	22.844	32.317	31.702	273.4
15	<b>1'55.735</b>	30.000	22.641	<b>31.950</b>	<b>31.144</b>	293.4
16	<b>1'57.972</b>	31.282	23.171	32.264	31.255	<b>302.5</b>
17	<b>1'56.783</b>	29.904	22.495	31.993	32.391	298.3
18	<b>2'04.753</b>	35.092	22.790	33.078	33.793	274.8

**6th 21** **Franco MORBIDELLI** YAMAHA ITA  
Monster Energy Yamaha MotoGP

Runs=3 Total laps=16 Full laps=9

Run #	1	Front Tyre	Wet-Soft	Rear Tyre	Wet-Soft	
		New Tyre		New Tyre		
1	4'16.835	37.434	40.621	35.503	33.144	281.2
2	<b>2'00.625</b>	31.136	23.570	33.113	32.806	265.3
3	<b>1'59.798</b>	31.408	23.654	32.795	31.941	284.2
4	<b>1'58.687</b>	30.920	23.338	32.493	31.936	282.7
5	<b>1'57.916</b>	30.756	23.076	32.409	31.675	291.1
6	<b>1'57.115</b>	30.426	22.801	32.131	31.757	289.5

**7th 23** **Enea BASTIANINI** DUCATI ITA  
Gresini Racing MotoGP

Runs=2 Total laps=16 Full laps=12

Run #	1	Front Tyre	Wet-Medium	Rear Tyre	Wet-Soft	
		New Tyre		New Tyre		
1	5'01.463	37.590	25.793	36.218	34.922	243.2
2	<b>2'04.801</b>	33.048	24.264	34.187	33.302	266.6
3	<b>2'00.285</b>	31.504	23.399	33.053	32.329	277.6
4	<b>1'59.004</b>	31.004	23.115	32.645	32.240	279.0
5	<b>1'58.380</b>	31.305	22.960	32.418	31.697	288.7
6	<b>1'57.476</b>	30.788	22.678	32.287	31.723	280.5
7	<b>1'56.446</b>	30.605	<b>22.522</b>	31.980	31.339	288.0
8	<b>1'56.210</b>	30.417	22.599	<b>31.970</b>	<b>31.224</b>	292.6
9	1'51.159 P	31.579	22.642	32.351	24.587	292.6
<b>Run # 2</b> Front Tyre Wet-Medium Rear Tyre Wet-Soft						
9 Laps at start 9 Laps at start						
10	2'08.077 P	36.897	26.945*	37.599*	26.636	240.0
<b>Run # 3</b> Front Tyre Wet-Medium Rear Tyre Wet-Soft						
10 Laps at start 10 Laps at start						
11	2'05.205	35.644	23.982	33.440	32.139	280.5
12	<b>1'57.449</b>	30.892	22.788	32.402	31.367	292.6
13	<b>1'56.481</b>	30.400	22.730	32.116	31.235	296.7
14	<b>1'56.197</b>	<b>30.189</b>	22.544	32.115	31.349	<b>299.1</b>
15	<b>1'59.597</b>	30.406	23.017	33.103	33.071	266.0
16	<b>2'03.545</b>	30.789	22.837	32.830	37.089	254.7

**8th 73** **Alex MARQUEZ** HONDA SPA  
LCR Honda CASTROL

Runs=3 Total laps=19 Full laps=12

Run #	1	Front Tyre	Wet-Soft	Rear Tyre	Wet-Soft	
		New Tyre		New Tyre		
1	2'33.706	37.744	26.486	35.783	34.781	252.3
2	<b>2'03.583</b>	32.403	24.359	33.934	32.887	269.3
3	<b>2'00.058</b>	31.267	23.405	33.265	32.121	282.7
4	<b>1'59.084</b>	30.984	23.259	32.988	31.853	284.2
5	<b>1'58.280</b>	30.861	23.149	32.557	31.713	284.2
6	<b>1'58.125</b>	30.670	22.974	32.769	31.712	281.9
7	<b>1'57.401</b>	30.464	22.890	32.552	31.495	286.4
8	<b>1'57.203</b>	30.405	22.964	32.517	31.317	289.5

**Fastest Lap:** Marc MARQUEZ Repsol Honda Team SPA **1'55.232** 30.018 22.451 31.776 30.987

These data/results cannot be reproduced, stored and/or transmitted in whole or in part by any manner of electronic, mechanical, photocopying, recording, broadcasting or otherwise now known or herein after developed without the previous express consent by the copyright owner, except for reproduction in daily press and regular printed publications on sale to the public within 60 days of the event related to those data/results and always provided that copyright symbol appears together as follows below.  
© DORNA, 2022



## Free Practice Nr. 2

## MotoGP

Lap	Lap Time	T1	T2	T3	T4	Speed	Lap	Lap Time	T1	T2	T3	T4	Speed		
9	1'55.654	P	32.840	23.835	33.485	25.494	292.6	9	<b>2'05.193</b>	36.900	23.025	32.709	32.559	270.0	
<i>Run #</i> 2	<i>Front Tyre</i>	<i>Wet-Medium</i>	<i>Rear Tyre</i>	<i>Wet-Soft</i>											
	<i>New Tyre</i>	<i>9 Laps at start</i>													
10	2'07.324		36.381	24.387	33.861	32.695	274.1	10	<b>1'57.016</b>	30.197	22.734	32.373	31.712	295.0	
11	<b>1'59.013</b>		30.819	23.242	33.247	31.705	284.2	11	<b>1'56.561</b>	<b>30.099</b>	22.716	32.330	31.416	296.7	
12	1'57.389	*	30.676*	22.914	32.554	31.245	291.1	12	1'50.747	P	30.240	<b>22.613</b>	32.244	25.650	293.4
13	1'54.798	P	<b>29.985</b>	22.854	36.076	25.883	277.6	<i>Run #</i> 2	<i>Front Tyre</i>	<i>Wet-Medium</i>	<i>Rear Tyre</i>	<i>Wet-Soft</i>			
<i>Run #</i> 3	<i>Front Tyre</i>	<i>Wet-Medium</i>	<i>Rear Tyre</i>	<i>Wet-Soft</i>											
	<i>4 Laps at start</i>		<i>13 Laps at start</i>												
14	2'05.710		35.563	24.080	33.940	32.127	284.2	13	2'01.923	P	36.792	24.778*	35.775*	24.578	291.8
15	<b>1'57.380</b>		30.338	23.239	32.540	31.263	<b>300.8</b>	<i>Run #</i> 3	<i>Front Tyre</i>	<i>Wet-Medium</i>	<i>Rear Tyre</i>	<i>Wet-Soft</i>			
16	<b>1'56.786</b>		30.298	<b>22.849</b>	32.432	31.207	298.3		<i>1 Laps at start</i>		<i>13 Laps at start</i>				
17	<b>1'56.349</b>		30.165	22.860	<b>32.208</b>	<b>31.116</b>	296.7	14	2'02.558		34.548	23.336	32.978	31.696	295.0
18	<b>2'06.302</b>		34.674	24.049	34.220	33.359	264.7	15	<b>1'57.355</b>		30.724	22.859	<b>32.433</b>	31.339	295.0
	<b>PIT</b>		30.632	23.241	35.219	26.789	250.5	16	<b>1'57.131</b>		30.297	22.829	<b>32.048</b>	31.957	<b>298.3</b>
								17	<b>2'00.735</b>		33.616	23.240	32.159	31.720	296.7
								18	<b>1'56.619</b>		30.358	22.628	32.201	31.432	293.4
								19	<b>2'04.247</b>		36.807	23.293	32.295	31.852	279.0

**9th 10 Luca MARINI** DUCATI ITA  
Mooney VR46 Racing Team

Runs=3 Total laps=17 Full laps=11

Run #	1	Front Tyre	Wet-Soft	Rear Tyre	Wet-Soft	Speed	
		<i>New Tyre</i>	<i>New Tyre</i>				
1	3'35.034	42.177	27.919	38.178	35.171	263.4	
2	<b>2'05.021</b>	33.330	24.826	33.862	33.003	260.2	
3	<b>2'00.982</b>	31.634	23.869	33.174	32.305	280.5	
4	<b>1'58.967</b>	30.952	23.385	32.595	32.035	286.4	
5	<b>1'58.223</b>	30.660	23.196	32.494	31.873	288.7	
6	<b>2'12.524</b>	32.948	29.828	36.286	33.462	263.4	
7	<b>1'59.047</b>	31.258	23.313	32.709	31.767	296.7	
8	2'03.444	P	36.601	24.991	34.267	275.85	264.0
<i>Run #</i> 2	<i>Front Tyre</i>	<i>Wet-Medium</i>	<i>Rear Tyre</i>	<i>Wet-Soft</i>			
	<i>New Tyre</i>		<i>8 Laps at start</i>				
9	2'13.662	41.936	25.041	34.129	32.556	273.4	
10	<b>1'58.192</b>	30.858	23.277	32.529	31.528	292.6	
11	2'09.655	P	32.600*	27.105*	41.157*	28.793	246.5
<i>Run #</i> 3	<i>Front Tyre</i>	<i>Wet-Medium</i>	<i>Rear Tyre</i>	<i>Wet-Soft</i>			
	<i>3 Laps at start</i>		<i>11 Laps at start</i>				
12	2'11.190	40.892	24.460	33.638	32.200	265.3	
13	<b>1'58.680</b>	31.171	23.465	32.303	31.741	283.4	
14	<b>1'56.623</b>	30.259	22.854	<b>32.184</b>	<b>31.326</b>	<b>302.5</b>	
15	<b>1'56.548</b>	30.211	<b>22.763</b>	32.187	31.387	299.1	
16	<b>2'05.491</b>	<b>30.085</b>	23.626	37.953	33.827	267.9	
	<b>PIT</b>	30.837	26.453	35.104	27.184	252.9	

**10th 20 Fabio QUARTARARO** YAMAHA FRA  
Monster Energy Yamaha MotoGP

Runs=2 Total laps=19 Full laps=15

Run #	1	Front Tyre	Wet-Soft	Rear Tyre	Wet-Soft	Speed
		<i>New Tyre</i>	<i>New Tyre</i>			
1	3'47.813	52.833	25.527	34.023	32.955	288.7
2	<b>2'00.536</b>	31.486	23.642	33.059	32.349	287.2
3	<b>1'58.054</b>	30.939	23.028	32.494	31.593	292.6
4	<b>1'58.834</b>	31.234	23.223	32.576	31.801	285.7
5	<b>1'57.711</b>	30.765	22.908	32.550	31.488	289.5
6	<b>2'01.229</b>	30.449	26.755	32.488	31.537	290.3
7	<b>1'57.077</b>	30.131	23.034	32.366	31.546	291.1
8	<b>1'56.860</b>	30.401	22.916	32.233	<b>31.310</b>	295.8

**11th 41 Aleix ESPARGARO** APRILIA SPA  
Aprilia Racing

Runs=3 Total laps=14 Full laps=8

Run #	1	Front Tyre	Wet-Soft	Rear Tyre	Wet-Soft	Speed	
		<i>New Tyre</i>	<i>New Tyre</i>				
1	5'01.651	51.414	26.393	35.870	34.093	267.9	
2	2'13.378	P	46.117	25.376	35.428	26.457	266.6
<i>Run #</i> 2	<i>Front Tyre</i>	<i>Wet-Soft</i>	<i>Rear Tyre</i>	<i>Wet-Soft</i>			
	<i>2 Laps at start</i>		<i>2 Laps at start</i>				
3	2'08.964	36.643	24.756	34.413	33.152	288.0	
4	<b>2'02.288</b>	32.204	24.014	33.846	32.224	291.8	
5	<b>1'59.643</b>	31.327	23.375	33.004	31.937	293.4	
6	<b>1'58.612</b>	30.983	23.062	32.887	31.680	294.2	
7	<b>1'59.197</b>	30.788	23.059	33.095	32.255	295.8	
8	1'56.943	P	30.515	27.378	33.637	25.413	279.7
<i>Run #</i> 3	<i>Front Tyre</i>	<i>Wet-Medium</i>	<i>Rear Tyre</i>	<i>Wet-Soft</i>			
	<i>New Tyre</i>		<i>8 Laps at start</i>				
9	2'06.851	37.270	24.219	33.344	32.018	295.0	
10	<b>1'57.622</b>	30.709	23.057	32.526	<b>31.330</b>	<b>300.0</b>	
11	<b>1'57.242</b>	30.446	22.992	32.411	31.393	298.3	
12	<b>1'56.577</b>	<b>30.277</b>	<b>22.790</b>	<b>32.169</b>	31.341	299.1	
13	<b>2'10.217</b>	41.793	23.925	32.593	31.906	280.5	
	<b>PIT</b>	30.710	24.333	33.219	25.667	260.8	

**12th 49 Fabio DI GIANNANTONI** DUCATI ITA  
Gresini Racing MotoGP

Runs=2 Total laps=17 Full laps=13

Run #	1	Front Tyre	Wet-Soft	Rear Tyre	Wet-Soft	Speed	
		<i>New Tyre</i>	<i>New Tyre</i>				
1	3'03.846	37.998	25.750	36.305	33.387	284.9	
2	<b>2'03.829</b>	32.690	24.356	34.336	32.447	279.7	
3	<b>2'02.055</b>	31.816	24.218	33.614	32.407	288.7	
4	<b>1'59.951</b>	31.370	23.370	33.130	32.081	292.6	
5	<b>1'58.042</b>	30.866	22.852	32.635	31.689	290.3	
6	<b>1'57.614</b>	30.585	22.922	32.518	31.589	291.8	
7	<b>1'57.083</b>	30.344	22.756	32.515	31.468	290.3	
8	<b>1'57.609</b>	30.764	22.875	32.483	31.487	290.3	
9	<b>1'57.055</b>	30.648	22.650	32.373	31.384	295.0	
10	1'59.526	P	34.356	24.326	34.196	26.648	281.9

**Fastest Lap:** Marc MARQUEZ Repsol Honda Team SPA **1'55.232** 30.018 22.451 31.776 30.987

These data/results cannot be reproduced, stored and/or transmitted in whole or in part by any manner of electronic, mechanical, photocopying, recording, broadcasting or otherwise now known or herein after developed without the previous express consent by the copyright owner, except for reproduction in daily press and regular printed publications on sale to the public within 60 days of the event related to those data/results and always provided that copyright symbol appears together as follows below.  
© DORNA, 2022

Official MotoGP Timing by TISSOT  
www.motogp.com

Motegi, Saturday, September 24, 2022

Page 3 of 7



# Free Practice Nr. 2

MotoGP

Lap	Lap Time	T1	T2	T3	T4	Speed	Lap	Lap Time	T1	T2	T3	T4	Speed
Run # 2	Front Tyre	Wet-Medium	Rear Tyre	Wet-Soft									
	New Tyre	10 Laps at start											
11	2'07.825	P 39.765	24.169*	37.690*	26.201	272.0	11	2'07.536	36.652	23.772	34.109	33.003	278.3
Run # 3	Front Tyre	Wet-Medium	Rear Tyre	Wet-Soft									
	1 Laps at start		11 Laps at start										
12	2'05.797	35.583	23.948	33.976	32.290	289.5	12	1'59.099	30.568	23.428	33.015	32.088	285.7
13	1'57.752	30.464	22.756	32.495	32.037	300.0	13	1'57.126	30.403	22.778	32.305	31.640	291.8
14	1'56.932	30.460	22.975	32.273	31.224	300.8	14	2'04.972	37.600	23.315	32.466	31.591	291.8
15	1'56.929	30.279	22.731	32.295	31.624	301.6	15	1'56.743	30.002	22.741	32.316	31.684	283.4
16	1'56.588	30.291	22.638	32.325	31.334	295.0	16	2'05.094	33.008	25.570	33.988	32.528	277.6
17	1'57.175	30.375	22.695	32.335	31.770	284.9							

**13th 72 Marco BEZZECCHI** DUCATI ITA  
Mooney VR46 Racing Team

Runs=2 Total laps=17 Full laps=13

Run #	1	Front Tyre	Wet-Soft	Rear Tyre	Wet-Soft	Speed
		New Tyre		New Tyre		
1	4'03.660	39.597	26.600	36.762	39.200	255.3
2	2'08.211	33.818	25.408	34.879	34.106	274.8
3	2'03.913	32.311	24.481	34.015	33.106	255.3
4	2'01.234	31.732	23.466	33.346	32.690	266.0
5	1'59.954	30.980	23.450	33.148	32.376	285.7
6	2'02.785	34.055	23.420	33.079	32.231	284.9
7	1'58.745	30.833	23.122	32.845	31.945	291.8
8	1'57.574	30.707	22.777	32.471	31.619	295.0
9	1'56.940	30.385	22.664	32.233	31.658	296.7
10	1'56.967	P 32.634	23.995	33.925	26.413	288.0

Run #	2	Front Tyre	Wet-Medium	Rear Tyre	Wet-Soft	Speed
		New Tyre		New Tyre		
11	2'12.580	P 37.923	26.434*	38.975*	29.248	251.1

Run #	3	Front Tyre	Wet-Medium	Rear Tyre	Wet-Soft	Speed
		1 Laps at start		1 Laps at start		
12	2'11.410	36.462	24.591	36.716	33.641	272.7
13	2'00.919	31.506	23.666	33.171	32.576	274.8
14	1'57.946	30.669	23.157	32.344	31.776	289.5
15	1'56.655	30.301	22.735	32.006	31.613	284.2
16	1'57.046	30.216	22.882	32.159	31.789	288.7
17	1'56.905	30.184	22.680	32.092	31.949	284.9

**14th 35 Cal CRUTCHLOW** YAMAHA GBR  
WithU Yamaha RNF MotoGP Team

Runs=2 Total laps=16 Full laps=12

Run #	1	Front Tyre	Wet-Soft	Rear Tyre	Wet-Soft	Speed
		New Tyre		New Tyre		
1	5'43.226	1'01.435	28.418	41.252	35.226	240.5
2	2'06.998	32.811	27.274	34.010	32.903	279.7
3	2'00.494	31.329	23.531	33.117	32.517	274.1
4	1'59.151	30.967	23.291	32.805	32.088	288.0
5	1'57.744	30.686	22.769	32.479	31.810	284.9
6	1'57.016	30.338	22.685	32.306	31.687	284.2
7	1'58.684	30.426	23.301	32.856	32.101	283.4
8	1'57.004	30.332	22.827	32.197	31.648	287.2
9	1'57.744	P 34.255	24.393	33.814	25.282	276.2
Run # 2	Front Tyre	Wet-Soft	Rear Tyre	Wet-Soft		
	9 Laps at start		9 Laps at start			
10	2'11.251	P 38.254	27.689*	39.660*	25.648	259.6

**15th 63 Francesco BAGNAIA** DUCATI ITA  
Ducati Lenovo Team

Runs=2 Total laps=17 Full laps=12

Run #	1	Front Tyre	Wet-Soft	Rear Tyre	Wet-Soft	Speed
		New Tyre		New Tyre		
1	4'46.652	42.178	26.885	35.789	34.427	247.1
2	2'03.939	32.633	24.871	33.431	33.004	270.6
3	2'00.713	31.327	23.731	33.005	32.650	278.3
4	2'04.294	31.554	24.550	33.449	34.741	255.9
5	1'59.630	31.217	23.459	32.786	32.168	284.9
6	1'59.003	31.063	23.082	32.638	32.220	284.9
7	1'58.665	30.882	23.440	32.388	31.955	294.2
8	1'58.058	30.767	23.199	32.221	31.871	288.0
9	1'52.071	P 30.691	23.159	32.388	25.833	291.1

Run #	2	Front Tyre	Wet-Medium	Rear Tyre	Wet-Soft	Speed
		New Tyre		9 Laps at start		
10	2'10.093	* 39.363	24.554	33.411	32.765*	283.4
11	2'04.642	P 34.544*	26.492*	36.468*	27.138	231.2

Run #	3	Front Tyre	Wet-Medium	Rear Tyre	Wet-Soft	Speed
		2 Laps at start		11 Laps at start		
12	2'05.382	34.904	24.132	33.572	32.774	266.6
13	1'58.637	30.739	23.321	32.608	31.969	293.4
14	1'57.528	30.704	23.057	32.381	31.386	303.3
15	1'56.752	30.362	22.891	32.157	31.342	301.6
16	1'56.964	30.314	22.967	31.996	31.687	277.6
17	1'57.240	30.331	22.908	32.149	31.852	284.9

**16th 87 Remy GARDNER** KTM AUS  
Tech3 KTM Factory Racing

Runs=1 Total laps=19 Full laps=16

Run #	1	Front Tyre	Wet-Medium	Rear Tyre	Wet-Soft	Speed
		New Tyre		New Tyre		
1	3'07.662	38.496	25.848	35.535	34.764	244.8
2	2'04.075	32.397	24.667	33.713	33.298	257.7
3	2'01.211	31.493	23.952	33.343	32.423	277.6
4	2'01.086	31.353	23.762	32.993	32.978	264.0
5	2'00.170	31.300	23.543	32.741	32.586	267.9
6	1'58.903	30.858	23.174	32.743	32.128	278.3
7	1'58.492	30.792	23.014	32.692	31.994	281.9
8	2'23.777	44.036	32.672	34.352	32.717	270.0
9	1'57.448	30.501	23.050	32.193	31.704	278.3
10	1'58.247	30.385	23.128	32.315	32.419	270.0
11	1'57.579	30.604	22.982	32.255	31.738	284.2
12	1'56.851	30.299	22.796	32.226	31.530	286.4
13	1'51.941	P 30.312	22.754	32.211	26.664	276.2

**Fastest Lap:** Marc MARQUEZ Repsol Honda Team SPA 1'55.232 30.018 22.451 31.776 30.987

These data/results cannot be reproduced, stored and/or transmitted in whole or in part by any manner of electronic, mechanical, photocopying, recording, broadcasting or otherwise now known or herein after developed without the previous express consent by the copyright owner, except for reproduction in daily press and regular printed publications on sale to the public within 60 days of the event related to those data/results and always provided that copyright symbol appears together as follows below.  
© DORNA, 2022



# Free Practice Nr. 2

# MotoGP

Lap	Lap Time	T1	T2	T3	T4	Speed	Lap	Lap Time	T1	T2	T3	T4	Speed	
Run # 2	Front Tyre	Wet-Medium	Rear Tyre	Wet-Soft	New Tyre			Run # 3	Front Tyre	Wet-Soft	Rear Tyre	Wet-Soft	11 Laps at start	
13 Laps at start							11 Laps at start						11 Laps at start	
14	2'11.535	36.665	24.897	35.180	34.793	262.7	12	2'02.637	34.284	23.470	33.217	31.666	291.1	
15	<b>1'59.268</b>	31.197	23.229	32.655	32.187	281.2	13	<b>1'57.736</b>	30.446	22.893	32.596	31.801	<b>298.3</b>	
16	<b>1'58.078</b>	30.629	23.111	32.439	31.899	<b>287.2</b>	14	<b>1'56.925</b>	<b>30.217</b>	22.807	32.358	31.543	292.6	
17	<b>1'57.668</b>	30.462	22.978	32.361	31.867	287.2	15	<b>1'58.719</b>	30.493	23.907	32.718	31.601	289.5	
18	<b>2'00.183</b>	30.296	23.018	33.033	33.836	211.7	PIT		39.952	24.903	36.507	25.799	260.8	
19	<b>1'57.946</b>	<b>30.237</b>	22.894	32.415	32.400	272.7								

**17th 30 Takaaki NAKAGAMI** HONDA JPN  
LCR Honda IDEMITSU

Runs=2 Total laps=18 Full laps=12

Run #	1	Front Tyre	Wet-Soft	Rear Tyre	Wet-Soft	Speed
			New Tyre	New Tyre		
1	4'02.760	40.770	27.257	36.236	35.749	240.0
2	<b>2'14.582</b>	36.636	29.524	34.855	33.567	257.1
3	<b>2'03.019</b>	32.158	24.402	33.782	32.677	274.8
4	<b>2'00.312</b>	31.625	23.535	33.068	32.084	280.5
5	<b>1'59.021</b>	30.970	23.289	32.745	32.017	276.9
6	<b>1'58.566</b>	30.893	22.934	32.791	31.948	272.0
7	<b>1'58.157</b>	30.568	22.994	32.758	31.837	289.5
8	<b>1'57.394</b>	30.530	22.882	<b>32.397</b>	31.585	288.0
9	1'58.194	P 33.982	24.604	33.792	25.816	269.3

Run #	2	Front Tyre	Wet-Medium	Rear Tyre	Wet-Soft	Speed
			New Tyre	9 Laps at start		
10	2'20.303	45.318	26.946	34.904	33.135	262.1
11	1'59.775	* 31.599	23.425	32.788	31.963*	280.5
12	2'00.729	P 33.499*	25.164*	35.956*	26.110	276.9

Run #	3	Front Tyre	Wet-Medium	Rear Tyre	Wet-Soft	Speed
			3 Laps at start		12 Laps at start	
13	2'16.304	39.787	26.128	35.649	34.740	216.8
14	<b>1'58.844</b>	31.254	23.154	32.659	31.777	288.7
15	<b>1'57.251</b>	30.358	23.019	32.434	<b>31.440</b>	292.6
16	<b>1'56.874</b>	<b>30.134</b>	<b>22.827</b>	32.469	31.444	<b>294.2</b>
17	<b>2'12.335</b>	34.390	25.593	38.235	34.117	247.1
18	<b>2'05.705</b>	31.658	24.861	34.626	34.560	260.8

**18th 12 Maverick VIÑALES** APRILIA SPA  
Aprilia Racing

Runs=3 Total laps=16 Full laps=9

Run #	1	Front Tyre	Wet-Soft	Rear Tyre	Wet-Soft	Speed
			New Tyre	New Tyre		
1	4'05.235	37.273	25.335	42.162	35.132	244.8
2	<b>2'06.863</b>	35.779	24.328	33.921	32.835	263.4
3	<b>2'01.645</b>	32.068	23.691	33.496	32.390	268.6
4	1'54.333	P 31.331	23.467	33.639	25.896	262.7

Run #	2	Front Tyre	Wet-Soft	Rear Tyre	Wet-Soft	Speed
			4 Laps at start		4 Laps at start	
5	2'05.375	36.501	23.442	33.226	32.206	281.2
6	<b>1'57.857</b>	30.684	23.069	32.486	31.618	286.4
7	<b>1'58.487</b>	30.304	22.788	32.633	32.762	292.6
8	<b>2'07.459</b>	39.167	23.883	32.580	31.829	282.7
9	1'57.723	* 30.882*	22.952	<b>32.330</b>	31.559	283.4
10	<b>1'57.212</b>	30.311	<b>22.758</b>	32.603	<b>31.540</b>	291.1
11	1'56.083	P 30.395	22.891*	36.860*	25.937	264.7

**19th 44 Poi ESPARGARO** HONDA SPA  
Repsol Honda Team

Runs=2 Total laps=15 Full laps=9

Run #	1	Front Tyre	Wet-Soft	Rear Tyre	Wet-Soft	Speed
			** New Tyre	** New Tyre		
1	5'39.255	37.621	25.433	35.252	34.879	255.9
2	<b>2'00.343</b>	31.627	23.766	33.028	31.922	283.4
3	<b>2'06.504</b>	31.074	28.315	34.202	32.913	262.7
4	<b>1'58.418</b>	30.700	23.306	32.550	31.862	267.9
5	<b>1'57.657</b>	30.480	22.922	<b>32.268</b>	31.987	273.4
6	<b>2'00.554</b>	30.493	25.482	32.694	31.885	275.5
7	<b>1'57.319</b>	30.353	22.874	32.512	<b>31.580</b>	<b>288.7</b>
8	1'56.659	P 33.165	25.421	33.226	24.847	268.6

Run #	2	Front Tyre	missing data	Rear Tyre	missing data	Speed
			** Laps at start	** Laps at start		
9	2'06.866	35.760	24.503	33.896	32.707	283.4
10	<b>1'59.614</b>	30.455	23.888	33.041	32.230	283.4
11	1'59.385	* 31.162*	23.419	32.841	31.963	280.5
12	15'31.325	P <b>30.048</b>	<b>22.788</b>			

Run #	3	Front Tyre	Wet-Medium	Rear Tyre	Wet-Soft	Speed
			** New Tyre	** New Tyre		
13	2'05.332	35.491	23.910	33.821	32.110	287.2
14	<b>1'57.755</b>	30.280	23.041	32.683	31.751	286.4
15	<b>1'57.003</b>	30.184	22.807	32.335	31.677	287.2

**20th 25 Raul FERNANDEZ** KTM SPA  
Tech3 KTM Factory Racing

Runs=3 Total laps=17 Full laps=11

Run #	1	Front Tyre	Wet-Medium	Rear Tyre	missing data	Speed
			New Tyre	Laps at start		
1	3'21.939	42.918	25.539	34.882	34.076	264.7
2	<b>2'02.389</b>	31.798	23.711	33.852	33.028	268.6
3	<b>2'00.061</b>	30.927	23.411	33.034	32.689	272.7
4	<b>2'06.793</b>	31.076	25.063	37.545	33.109	254.7
5	<b>1'59.277</b>	31.163	23.076	32.654	32.384	271.3
6	<b>1'57.987</b>	30.488	22.925	32.509	32.065	279.7
7	<b>1'58.009</b>	30.511	22.964	32.403	32.131	280.5
8	<b>2'07.372</b>	33.723	25.614	34.491	33.544	258.3
9	<b>1'57.851</b>	30.541	22.920	32.650	<b>31.740</b>	<b>291.1</b>
10	1'54.240	P 30.642	23.291	34.614	25.693	261.5

Run #	2	Front Tyre	Wet-Medium	Rear Tyre	missing data	Speed
			10 Laps at start		Laps at start	
11	2'10.212	37.252	26.663	33.528	32.769	268.6
12	1'56.620	P 30.815	22.882	35.602	27.321	273.4

Run #	3	Front Tyre	Wet-Medium	Rear Tyre	Wet-Soft	Speed
			12 Laps at start		New Tyre	
13	2'12.434	36.993	25.787	36.294	33.360	274.1
14	<b>1'59.362</b>	31.111	23.409	32.777	32.065	281.9

**Fastest Lap:** Marc MARQUEZ Repsol Honda Team SPA **1'55.232** 30.018 22.451 31.776 30.987

These data/results cannot be reproduced, stored and/or transmitted in whole or in part by any manner of electronic, mechanical, photocopying, recording, broadcasting or otherwise now known or herein after developed without the previous express consent by the copyright owner, except for reproduction in daily press and regular printed publications on sale to the public within 60 days of the event related to those data/results and always provided that copyright symbol appears together as follows below.  
© DORNA, 2022

Official MotoGP Timing by TISSOT  
www.motogp.com

Motegi, Saturday, September 24, 2022

Page 5 of 7





# Free Practice Nr. 2

# MotoGP

Lap	Lap Time	T1	T2	T3	T4	Speed	Lap	Lap Time	T1	T2	T3	T4	Speed
15	<b>1'57.940</b>	30.429	23.014	32.582	31.915	287.2	16	<b>1'57.656</b>	30.536	22.917	<b>32.618</b>	31.585	296.7
16	<b>1'57.292</b>	30.248	<b>22.833</b>	<b>32.399</b>	31.812	288.0	17	1'58.616	P 30.699	26.187	34.268	27.462	257.7
	PIT	<b>30.165</b>	22.928	33.504	32.228	179.1							

**21st 40 Darryn BINDER** YAMAHA RSA  
WithU Yamaha RNF MotoGP Team

Run #	1	Front Tyre	Wet-Soft	Rear Tyre	Wet-Soft	Speed
		New Tyre	New Tyre			
1	2'44.504	41.257	26.796	36.807	34.680	266.0
2	<b>2'05.439</b>	32.945	24.458	34.695	33.341	259.6
3	<b>2'01.803</b>	31.502	23.726	33.627	32.948	269.3
4	<b>2'00.560</b>	31.389	23.578	32.927	32.666	272.7
5	<b>2'00.925</b>	31.378	23.262	33.523	32.762	279.7
6	<b>2'00.381</b>	31.223	23.211	33.256	32.691	278.3
7	<b>1'59.507</b>	30.996	23.130	33.021	32.360	281.9
8	<b>1'58.685</b>	30.877	22.764	33.029	32.015	<b>288.0</b>
9	<b>1'58.041</b>	30.656	<b>22.639</b>	32.761	31.985	286.4
10	1'57.358	P 30.596	22.901	37.807	26.054	242.6
Run #	2	Front Tyre	Wet-Medium	Rear Tyre	Wet-Soft	Speed
		New Tyre			10 Laps at start	
11	2'13.731	* 38.018	25.149	35.499	35.065*	235.2
12	2'08.450	P 36.269*	26.029*	37.892*	28.260	230.7
Run #	3	Front Tyre	Wet-Medium	Rear Tyre	Wet-Soft	Speed
			2 Laps at start		12 Laps at start	
13	2'06.967	36.320	24.376	33.713	32.558	275.5
14	<b>2'00.082</b>	31.314	24.109	32.826	31.833	279.0
15	<b>1'57.606</b>	<b>30.455</b>	22.835	<b>32.478</b>	31.838	281.9
16	<b>1'57.655</b>	30.538	22.701	32.677	<b>31.739</b>	279.0
17	<b>1'59.340</b>	30.688	23.437	33.010	32.205	270.6
18	<b>1'58.791</b>	30.693	22.852	32.889	32.357	272.0

**22nd 45 Tetsuta NAGASHIMA** HONDA JPN  
HRC Team

Run #	1	Front Tyre	Wet-Soft	Rear Tyre	Wet-Soft	Speed
		New Tyre	New Tyre			
1	3'00.919	40.866	27.559	38.830	34.699	272.0
2	<b>2'08.378</b>	33.940	25.634	35.449	33.355	281.9
3	<b>2'04.425</b>	32.878	24.880	34.532	32.135	290.3
4	<b>2'00.881</b>	31.630	23.635	33.627	31.989	291.8
5	<b>2'00.783</b>	31.655	23.488	33.694	31.946	291.1
6	<b>1'58.999</b>	31.064	23.323	32.975	31.637	291.8
7	<b>1'57.971</b>	30.749	22.980	32.779	31.463	295.8
8	<b>2'07.436</b>	36.812	24.847	33.633	32.144	295.0
9	1'58.885	P 32.034	23.923	36.923	26.005	288.7
Run #	2	Front Tyre	Wet-Soft	Rear Tyre	Wet-Soft	Speed
			9 Laps at start		9 Laps at start	
10	2'14.173	41.001	24.933	34.195	34.044	290.3
11	2'01.378	* 31.270*	23.455	34.044	32.609	270.0
12	1'56.612	P 30.775	<b>22.892</b>	35.896	27.049	293.4
Run #	3	Front Tyre	Wet-Soft	Rear Tyre	Wet-Soft	Speed
			12 Laps at start		12 Laps at start	
13	2'03.959	34.508	23.735	33.479	32.237	295.0
14	<b>1'57.907</b>	30.712	23.051	32.724	<b>31.420</b>	<b>297.5</b>
15	<b>1'58.497</b>	30.806	23.228	32.841	31.622	297.5

**Fastest Lap:** Marc MARQUEZ Repsol Honda Team SPA **1'55.232** 30.018 22.451 31.776 30.987

These data/results cannot be reproduced, stored and/or transmitted in whole or in part by any manner of electronic, mechanical, photocopying, recording, broadcasting or otherwise now known or herein after developed without the previous express consent by the copyright owner, except for reproduction in daily press and regular printed publications on sale to the public within 60 days of the event related to those data/results and always provided that copyright symbol appears together as follows below.  
© DORNA, 2022

Official MotoGP Timing by TISSOT  
www.motogp.com

Motegi, Saturday, September 24, 2022

Page 6 of 7



**23rd 42 Alex RINS** SUZUKI SPA  
Team SUZUKI ECSTAR

Run #	1	Front Tyre	Wet-Soft	Rear Tyre	Wet-Soft	Speed
		New Tyre	New Tyre			
1	2'59.781	39.602	26.616	36.375	34.126	272.7
2	<b>2'07.176</b>	35.019	24.687	34.489	32.981	274.8
3	<b>2'04.068</b>	32.206	24.314	34.583	32.965	266.0
4	<b>2'02.882</b>	31.827	24.098	33.841	33.116	267.3
5	<b>2'04.862</b>	34.630	23.960	33.436	32.836	274.1
6	<b>1'59.849</b>	31.251	23.447	33.024	32.127	291.1
7	1'57.728	P 33.892	23.943	33.849	26.044	272.0
Run #	2	Front Tyre	Wet-Medium	Rear Tyre	Wet-Soft	Speed
		New Tyre			7 Laps at start	
8	2'07.140	36.462	24.088	33.720	32.870	279.7
9	<b>1'59.945</b>	31.174	23.395	33.141	32.235	286.4
10	1'59.185	* 31.085*	23.226	32.934	31.940	288.0
11	<b>1'58.426</b>	30.727	23.138	32.751	31.810	293.4
12	2'00.883	P 30.547*	26.607*	37.929*	25.800	282.7
Run #	3	Front Tyre	Wet-Medium	Rear Tyre	Wet-Soft	Speed
			5 Laps at start		12 Laps at start	
13	2'04.840	35.065	23.757	33.637	32.381	285.7
14	<b>1'58.249</b>	30.691	23.141	32.655	31.762	<b>295.8</b>
15	<b>1'57.687</b>	30.572	<b>22.880</b>	32.631	<b>31.604</b>	295.8
16	<b>1'57.671</b>	30.220	23.153	<b>32.587</b>	31.711	290.3
17	<b>1'58.965</b>	<b>30.172</b>	23.047	32.768	32.978	260.2
	PIT	30.435	23.222	33.205	25.464	268.6

**24th 33 Brad BINDER** KTM RSA  
Red Bull KTM Factory Racing

Run #	1	Front Tyre	Wet-Medium	Rear Tyre	Wet-Soft	Speed
		New Tyre	New Tyre			
1	3'23.925	39.478	25.704	39.576	35.696	221.7
2	<b>2'03.574</b>	31.964	23.828	34.396	33.386	262.1
3	<b>2'01.176</b>	31.922	23.490	33.230	32.534	274.8
4	<b>1'59.947</b>	31.517	23.255	32.958	32.217	276.2
5	<b>1'58.520</b>	30.854	22.769	32.746	32.151	271.3
6	<b>2'02.493</b>	30.762	23.013	35.969	32.749	270.0
7	<b>1'57.990</b>	30.499	23.015	<b>32.508</b>	31.968	280.5
8	1'54.391	P 33.647	23.234	32.636	24.874	280.5
Run #	2	Front Tyre	Wet-Medium	Rear Tyre	Wet-Soft	Speed
			8 Laps at start		8 Laps at start	
9	2'08.467	39.217	23.559	33.514	32.177	275.5
10	12'08.269	P				
Run #	3	Front Tyre	Wet-Medium	Rear Tyre	Wet-Soft	Speed
			New Tyre		New Tyre	
11	2'20.543	36.780	27.575	38.843	37.345	245.4
12	<b>1'58.319</b>	31.100	23.003	32.670	<b>31.546</b>	287.2
13	<b>1'57.913</b>	<b>30.339</b>	23.315	32.553	31.706	291.8

# Free Practice Nr. 2

MotoGP

Lap	Lap Time	T1	T2	T3	T4	Speed	Lap	Lap Time	T1	T2	T3	T4	Speed
14	<b>1'57.827</b>	30.506	22.810	32.729	31.782	292.6							
15	<b>1'58.270</b>	30.631	<b>22.766</b>	32.751	32.122	283.4							
16	<b>1'58.462</b>	30.463	23.029	32.869	32.101	275.5							

**25th 85** **Takuya TSUDA** SUZUKI JPN  
Team SUZUKI ECSTAR

Runs=2 Total laps=18 Full laps=12

Run #	1	Front Tyre	Wet-Soft	New Tyre	Rear Tyre	Wet-Soft	New Tyre
1	3'11.134	38.392	25.710	35.606	34.029	254.7	
2	<b>2'20.919</b>	46.897	25.914	34.774	33.334	268.6	
3	<b>2'02.627</b>	32.002	23.902	33.847	32.876	272.0	
4	<b>2'02.309</b>	31.857	23.721	33.620	33.111	265.3	
5	<b>2'00.513</b>	31.235	23.294	33.347	32.637	268.6	
6	<b>2'00.046</b>	31.121	23.199	33.354	32.372	279.0	
7	2'00.183 P	30.909	23.017	34.198	32.059	221.3	

Run #	2	Front Tyre	Wet-Soft	7 Laps at start	Rear Tyre	Wet-Soft	7 Laps at start
8	2'08.310	37.570	24.028	34.008	32.704	288.7	
9	<b>2'00.533</b>	31.380	23.279	33.435	32.439	285.7	
10	<b>1'59.986</b>	31.072	23.242	33.362	32.310	280.5	
11	2'00.627 *	31.667*	23.316	33.379	32.265	285.7	
12	<b>1'59.409</b>	30.837	23.203	33.225	32.144	288.7	
13	2'04.637 P	34.202*	26.853*	36.619*	26.963	237.8	

Run #	3	Front Tyre	Wet-Medium	New Tyre	Rear Tyre	Wet-Soft	New Tyre
14	2'08.228	38.286	24.027	33.618	32.297	292.6	
15	<b>1'58.631</b>	<b>30.786</b>	23.241	<b>32.861</b>	<b>31.743</b>	<b>294.2</b>	
16	<b>1'58.790</b>	30.791	23.000	33.048	31.951	292.6	
17	<b>2'00.080</b>	31.007	23.457	33.358	32.258	282.7	
18	<b>1'58.674</b>	30.834	<b>22.989</b>	32.997	31.854	284.9	

**Fastest Lap:** Marc MARQUEZ Repsol Honda Team SPA **1'55.232** 30.018 22.451 31.776 30.987

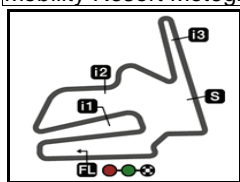
These data/results cannot be reproduced, stored and/or transmitted in whole or in part by any manner of electronic, mechanical, photocopying, recording, broadcasting or otherwise now known or herein after developed without the previous express consent by the copyright owner, except for reproduction in daily press and regular printed publications on sale to the public within 60 days of the event related to those data/results and always provided that copyright symbol appears together as follows below.  
© DORNA, 2022

Official MotoGP Timing by **TISSOT**  
www.motogp.com

Motegi, Saturday, September 24, 2022

Page 7 of 7





4801 m.

# MOTUL GRAND PRIX OF JAPAN

## Free Practice Nr. 2

### Best Partial Times

# MotoGP™

*IT* Ideal Lap Time, sum of the best partial times


*BT* Best Lap Time

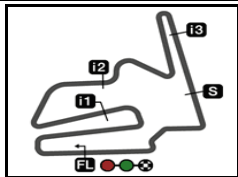
T1		T2		T3		T4						
Pos	Rider	Time	Rider	Time	Rider	Time	Rider	Time	Pos	Rider	IT	BT
1	J.MILLER	29.813	M.MARQUEZ	22.297	M.MARQUEZ	31.776	M.MARQUEZ	30.987	1	<b>M.MARQUEZ</b>	1'54.999	1'55.232 (1)
2	<b>M.OLIVEIRA</b>	<b>29.860</b>	<b>J.ZARCO</b>	<b>22.411</b>	<b>J.MARTIN</b>	<b>31.792</b>	<b>J.MILLER</b>	<b>30.988</b>	2	<b>J.MILLER</b>	1'55.118	1'55.387 (3)
3	J.ZARCO	29.896	J.MILLER	22.442	M.OLIVEIRA	31.850	M.OLIVEIRA	31.024	3	<b>M.OLIVEIRA</b>	1'55.264	1'55.428 (4)
4	<b>M.MARQUEZ</b>	<b>29.939</b>	<b>J.MARTIN</b>	<b>22.511</b>	<b>J.MILLER</b>	<b>31.875</b>	<b>J.MARTIN</b>	<b>31.105</b>	4	<b>J.MARTIN</b>	1'55.373	1'55.376 (2)
5	F.MORBIDELLI	29.962	E.BASTIANINI	22.522	J.ZARCO	31.950	A.MARQUEZ	31.116	5	<b>J.ZARCO</b>	1'55.401	1'55.630 (5)
6	<b>J.MARTIN</b>	<b>29.965</b>	<b>M.OLIVEIRA</b>	<b>22.530</b>	<b>E.BASTIANINI</b>	<b>31.970</b>	<b>J.ZARCO</b>	<b>31.144</b>	6	<b>E.BASTIANINI</b>	1'55.905	1'56.197 (7)
7	A.MARQUEZ	29.985	F.QUARTARARO	22.613	F.BAGNAIA	31.996	E.BASTIANINI	31.224	7	<b>F.MORBIDELLI</b>	1'55.992	1'56.168 (6)
8	<b>C.CRUTCHLOW</b>	<b>30.002</b>	<b>F.DI GIANNANTO</b>	<b>22.638</b>	<b>F.MORBIDELLI</b>	<b>32.005</b>	<b>F.DI GIANNANTO</b>	<b>31.224</b>	8	<b>F.QUARTARAR</b>	1'56.070	1'56.561 (10)
9	P.ESPARGARO	30.048	D.BINDER	22.639	M.BEZZECCHI	32.006	F.MORBIDELLI	31.296	9	<b>A.MARQUEZ</b>	1'56.158	1'56.349 (8)
10	<b>L.MARINI</b>	<b>30.085</b>	<b>M.BEZZECCHI</b>	<b>22.664</b>	<b>F.QUARTARARO</b>	<b>32.048</b>	<b>F.QUARTARARO</b>	<b>31.310</b>	10	<b>L.MARINI</b>	1'56.358	1'56.548 (9)
11	F.QUARTARARO	30.099	C.CRUTCHLOW	22.685	A.ESPARGARO	32.169	L.MARINI	31.326	11	<b>F.DI GIANNAN</b>	1'56.414	1'56.588 (12)
12	<b>T.NAKAGAMI</b>	<b>30.134</b>	<b>F.MORBIDELLI</b>	<b>22.729</b>	<b>L.MARINI</b>	<b>32.184</b>	<b>A.ESPARGARO</b>	<b>31.330</b>	12	<b>M.BEZZECCHI</b>	1'56.467	1'56.655 (13)
13	R.FERNANDEZ	30.165	R.GARDNER	22.754	R.GARDNER	32.193	F.BAGNAIA	31.342	13	<b>C.CRUTCHLO</b>	1'56.475	1'56.743 (14)
14	<b>A.RINS</b>	<b>30.172</b>	<b>M.VIÑALES</b>	<b>22.758</b>	<b>C.CRUTCHLOW</b>	<b>32.197</b>	<b>T.NAGASHIMA</b>	<b>31.420</b>	14	<b>F.BAGNAIA</b>	1'56.543	1'56.752 (15)
15	M.BEZZECCHI	30.184	L.MARINI	22.763	A.MARQUEZ	32.208	T.NAKAGAMI	31.440	15	<b>A.ESPARGAR</b>	1'56.566	1'56.577 (11)
16	<b>E.BASTIANINI</b>	<b>30.189</b>	<b>B.BINDER</b>	<b>22.766</b>	<b>P.ESPARGARO</b>	<b>32.268</b>	<b>R.GARDNER</b>	<b>31.530</b>	16	<b>P.ESPARGAR</b>	1'56.684	1'57.003 (19)
17	M.VIÑALES	30.217	P.ESPARGARO	22.788	F.DI GIANNANTO	32.273	M.VIÑALES	31.540	17	<b>R.GARDNER</b>	1'56.714	1'56.851 (16)
18	<b>R.GARDNER</b>	<b>30.237</b>	<b>A.ESPARGARO</b>	<b>22.790</b>	<b>M.VIÑALES</b>	<b>32.330</b>	<b>B.BINDER</b>	<b>31.546</b>	18	<b>T.NAKAGAMI</b>	1'56.798	1'56.874 (17)
19	P.ESPARGARO	30.277	T.NAKAGAMI	22.827	T.NAKAGAMI	32.397	P.ESPARGARO	31.580	19	<b>M.VIÑALES</b>	1'56.845	1'56.925 (18)
20	<b>F.DI GIANNANTO</b>	<b>30.279</b>	<b>R.FERNANDEZ</b>	<b>22.833</b>	<b>R.FERNANDEZ</b>	<b>32.399</b>	<b>C.CRUTCHLOW</b>	<b>31.591</b>	20	<b>R.FERNANDEZ</b>	1'57.137	1'57.292 (20)
21	F.BAGNAIA	30.314	A.MARQUEZ	22.849	D.BINDER	32.478	A.RINS	31.604	21	<b>B.BINDER</b>	1'57.159	1'57.827 (24)
22	<b>B.BINDER</b>	<b>30.339</b>	<b>A.RINS</b>	<b>22.880</b>	<b>B.BINDER</b>	<b>32.508</b>	<b>M.BEZZECCHI</b>	<b>31.613</b>	22	<b>A.RINS</b>	1'57.243	1'57.671 (23)
23	D.BINDER	30.455	F.BAGNAIA	22.891	A.RINS	32.587	D.BINDER	31.739	23	<b>D.BINDER</b>	1'57.311	1'57.606 (21)
24	<b>T.NAGASHIMA</b>	<b>30.536</b>	<b>T.NAGASHIMA</b>	<b>22.892</b>	<b>T.NAGASHIMA</b>	<b>32.618</b>	<b>R.FERNANDEZ</b>	<b>31.740</b>	24	<b>T.NAGASHIMA</b>	1'57.466	1'57.656 (22)

These data/results cannot be reproduced, stored and/or transmitted in whole or in part by any manner of electronic, mechanical, photocopying, recording, broadcasting or otherwise now known or herein after developed without the previous express consent by the copyright owner, except for reproduction in daily press and regular printed publications on sale to the public within 60 days of the event related to those data/results and always provided that copyright symbol appears together as follows below.  
© DORNA, 2022



Mobility Resort Motegi

Results and timing service provided by  **TISSOT**



4801 m.

## MOTUL GRAND PRIX OF JAPAN

### Free Practice Nr. 2

### Best Partial Times

# MotoGP™

*IT* Ideal Lap Time, sum of the best partial times

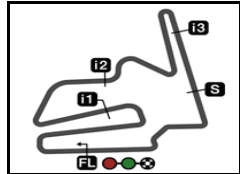
*BT* Best Lap Time

		<b>T1</b>		<b>T2</b>		<b>T3</b>		<b>T4</b>				
<i>Pos</i>	<i>Rider</i>	<i>Time</i>	<i>Rider</i>	<i>Time</i>	<i>Rider</i>	<i>Time</i>	<i>Rider</i>	<i>Time</i>	<i>Pos</i>	<i>Rider</i>	<i>IT</i>	<i>BT</i>
25	T.SUDA	30.786	T.SUDA	22.989	T.SUDA	32.861	T.SUDA	31.743	25	T.SUDA	1'58.379	1'58.631 (25)

These data/results cannot be reproduced, stored and/or transmitted in whole or in part by any manner of electronic, mechanical, photocopying, recording, broadcasting or otherwise now known or herein after developed without the previous express consent by the copyright owner, except for reproduction in daily press and regular printed publications on sale to the public within 60 days of the event related to those data/results and always provided that copyright symbol appears together as follows below.  
© DORNA, 2022

Official MotoGP Timing by **TISSOT**  
www.motogp.com





4801 m.

## MOTUL GRAND PRIX OF JAPAN

### Free Practice Nr. 2

### Fastest Laps Sequence

<i>Practice Time</i>	 <i>Rider</i>	<i>Nation</i>	<i>Motorcycle</i>	<i>Time</i>	<i>Km/h</i>	<i>Rider's Lap</i>
<b>4'37.289</b>	73 <b>Alex MARQUEZ</b>	SPA	HONDA	<b>2'03.583</b>	139.8	2
<b>5'11.230</b>	89 <b>Jorge MARTIN</b>	SPA	DUCATI	<b>2'01.654</b>	142.0	2
<b>5'24.757</b>	5 <b>Johann ZARCO</b>	FRA	DUCATI	<b>2'01.503</b>	142.2	2
<b>5'48.349</b>	20 <b>Fabio QUARTARARO</b>	FRA	YAMAHA	<b>2'00.536</b>	143.3	2
<b>6'37.347</b>	73 <b>Alex MARQUEZ</b>	SPA	HONDA	<b>2'00.058</b>	143.9	3
<b>7'24.472</b>	5 <b>Johann ZARCO</b>	FRA	DUCATI	<b>1'59.715</b>	144.3	3
<b>7'37.491</b>	88 <b>Miguel OLIVEIRA</b>	POR	KTM	<b>1'59.247</b>	144.9	3
<b>7'46.403</b>	20 <b>Fabio QUARTARARO</b>	FRA	YAMAHA	<b>1'58.054</b>	146.4	3
<b>11'07.723</b>	49 <b>Fabio DI GIANNANTONI</b>	ITA	DUCATI	<b>1'58.042</b>	146.4	5
<b>11'24.745</b>	93 <b>Marc MARQUEZ</b>	SPA	HONDA	<b>1'57.277</b>	147.3	4
<b>13'38.947</b>	88 <b>Miguel OLIVEIRA</b>	POR	KTM	<b>1'56.884</b>	147.8	6
<b>15'03.197</b>	89 <b>Jorge MARTIN</b>	SPA	DUCATI	<b>1'56.672</b>	148.1	7
<b>16'57.855</b>	23 <b>Enea BASTIANINI</b>	ITA	DUCATI	<b>1'56.446</b>	148.4	7
<b>17'32.146</b>	88 <b>Miguel OLIVEIRA</b>	POR	KTM	<b>1'56.313</b>	148.5	8
<b>18'54.065</b>	23 <b>Enea BASTIANINI</b>	ITA	DUCATI	<b>1'56.210</b>	148.7	8
<b>19'22.283</b>	93 <b>Marc MARQUEZ</b>	SPA	HONDA	<b>1'55.232</b>	149.9	8

These data/results cannot be reproduced, stored and/or transmitted in whole or in part by any manner of electronic, mechanical, photocopying, recording, broadcasting or otherwise now known or herein after developed without the previous express consent by the copyright owner, except for reproduction in daily press and regular printed publications on sale to the public within 60 days of the event related to those data/results and always provided that copyright symbol appears together as follows below.

© DORNA, 2022

