

4801 m.

MOTUL GRAND PRIX OF JAPAN

Free Practice Nr. 2

Classification

6

		Rider	Nation	Team	Motorcycle	Time	Lap Total	Gap	Top Speed
1	54	Fermín ALDEGUER	SPA	Beta Tools Speed Up	BOSCOSCURO	2'04.479	16 19		250.0
2	14	Tony ARBOLINO	ITA	Elf Marc VDS Racing Team	KALEX	2'04.747	13 19	0.268 0.268	252.3
3	40	Aron CANET	SPA	Flexbox HP40	KALEX	2'04.899	13 14	0.420 0.152	251.7
4	12	Filip SALAC	CZE	Gresini Racing Moto2	KALEX	2'04.917	13 13	0.438 0.018	250.0
5	96	Jake DIXON	GBR	Shimoko GASGAS Aspar Team	KALEX	2'04.976	17 17	0.497 0.059	252.9
6	75	Albert ARENAS	SPA	Shimoko GASGAS Aspar Team	KALEX	2'05.124	16 18	0.645 0.148	250.5
7	21	Alonso LOPEZ	SPA	Beta Tools Speed Up	BOSCOSCURO	2'05.125	12 16	0.646 0.001	250.5
8	35	Somkiat CHANTRA	THA	IDEMITSU Honda Team Asia	KALEX	2'05.280	16 16	0.801 0.155	254.1
9	37	Augusto FERNANDEZ	SPA	Red Bull KTM Ajo	KALEX	2'05.333	12 18	0.854 0.053	250.5
10	9	Jorge NAVARRO	SPA	Flexbox HP40	KALEX	2'05.334	17 18	0.855 0.001	251.1
11	79	Ai OGURA	JPN	IDEMITSU Honda Team Asia	KALEX	2'05.404	15 17	0.925 0.070	251.7
12	6	Cameron BEAUBIER	USA	American Racing	KALEX	2'05.462	16 18	0.983 0.058	250.0
13	16	Joe ROBERTS	USA	Italtrans Racing Team	KALEX	2'05.587	11 11	1.108 0.125	247.7
14	13	Celestino VIETTI	ITA	Mooney VR46 Racing Team	KALEX	2'05.781	14 18	1.302 0.194	252.3
15	29	Taiga HADA	JPN	Pertamina Mandalika SAG Team	KALEX	2'05.989	12 19	1.510 0.208	250.0
16	81	Keminth KUBO	THA	Yamaha VR46 Master Camp Tea	KALEX	2'06.058	15 15	1.579 0.069	250.5
17	64	Bo BENDSNEYDER	NED	Pertamina Mandalika SAG Team	KALEX	2'06.089	19 19	1.610 0.031	250.5
18	51	Pedro ACOSTA	SPA	Red Bull KTM Ajo	KALEX	2'06.309	13 15	1.830 0.220	254.7
19	22	Sam LOWES	GBR	Elf Marc VDS Racing Team	KALEX	2'06.353	15 15	1.874 0.044	246.0
20	23	Marcel SCHROTTER	GER	Liqui Moly Intact GP	KALEX	2'06.490	16 18	2.011 0.137	252.9
21	7	Barry BALTUS	BEL	RW Racing GP	KALEX	2'06.542	14 18	2.063 0.052	247.7
22	4	Sean Dylan KELLY	USA	American Racing	KALEX	2'06.800	18 18	2.321 0.258	250.0
23	61	Alessandro ZACCONE	ITA	Gresini Racing Moto2	KALEX	2'07.271	15 19	2.792 0.471	246.5
24	19	Lorenzo DALLA PORTA	ITA	Italtrans Racing Team	KALEX	2'07.349	17 17	2.870 0.078	251.7
25	28	Niccolò ANTONELLI	ITA	Mooney VR46 Racing Team	KALEX	2'07.519	17 17	3.040 0.170	252.9
26	42	Marcos RAMIREZ	SPA	MV Agusta Forward Racing	MV AGUSTA	2'07.562	12 17	3.083 0.043	250.0
27	52	Jeremy ALCOBA	SPA	Liqui Moly Intact GP	KALEX	2'07.677	5 11	3.198 0.115	249.4
28	84	Zonta VD GOORBERGH	NED	RW Racing GP	KALEX	2'07.752	11 15	3.273 0.075	250.0
29	24	Simone CORSI	ITA	MV Agusta Forward Racing	MV AGUSTA	2'08.311	14 15	3.832 0.559	245.4
30	18	Manuel GONZALEZ	SPA	Yamaha VR46 Master Camp Tea	KALEX	2'08.375	4 4	3.896 0.064	251.7

Practice condition: **Wet**
 Air: 23°
 Humidity: 92%
 Ground: 23°

Fastest Lap:	Lap: 16	Fermín ALDEGUER	2'04.479	138.8 Km/h
Best Race Lap:	2016	Franco MORBIDELLI	1'50.788	156.0 Km/h
All Time Lap Record:	2016	Johann ZARCO	1'49.961	157.1 Km/h

The results are provisional until the end of the limit for protest and appeals.

Time limit for protest expires 30' after publication of the results - Time:

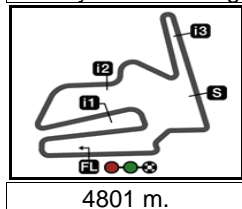
These data/results cannot be reproduced, stored and/or transmitted in whole or in part by any manner of electronic, mechanical, photocopying, recording, broadcasting or otherwise now known or herein after developed without the previous express consent by the copyright owner, except for reproduction in daily press and regular printed publications on sale to the public within 60 days of the event related to those data/results and always provided that copyright symbol appears together as follows below.

© DORNA, 2022

Official MotoGP Timing by TISSOT
 www.motogp.com


Motegi, Saturday, September 24, 2022





MOTUL GRAND PRIX OF JAPAN
Free Practice Nr. 2
Combined Free Practice Times

7

	Rider	Nation	Team	MOTORCYCLE	FP1	FP2	Gap
1	37 A.FERNANDEZ	SPA	Red Bull KTM Ajo	KALEX	1'50.493	14	2'05.333 12
2	35 S.CHANTRA	THA	IDEMITSU Honda Team Asia	KALEX	1'50.577	14	2'05.280 16 0.084 0.084
3	51 P.ACOSTA	SPA	Red Bull KTM Ajo	KALEX	1'50.783	14	2'06.309 13 0.290 0.206
4	79 A.OGURA	JPN	IDEMITSU Honda Team Asia	KALEX	1'50.885	15	2'05.404 15 0.392 0.102
5	12 F.SALAC	CZE	Gresini Racing Moto2	KALEX	1'50.967	13	2'04.917 13 0.474 0.082
6	14 T.ARBOLINO	ITA	Elf Marc VDS Racing Team	KALEX	1'51.014	15	2'04.747 13 0.521 0.047
7	21 A.LOPEZ	SPA	Beta Tools Speed Up	BOSCOSCURO	1'51.170	14	2'05.125 12 0.677 0.156
8	75 A.ARENAS	SPA	Shimoko GASGAS Aspar Team	KALEX	1'51.291	13	2'05.124 16 0.798 0.121
9	9 J.NAVARRO	SPA	Flexbox HP40	KALEX	1'51.316	16	2'05.334 17 0.823 0.025
10	96 J.DIXON	GBR	Shimoko GASGAS Aspar Team	KALEX	1'51.448	14	2'04.976 17 0.955 0.132
11	54 F.ALDEGUER	SPA	Beta Tools Speed Up	BOSCOSCURO	1'51.451	16	2'04.479 16 0.958 0.003
12	84 Z.VD GOORBERG	NED	RW Racing GP	KALEX	1'51.489	14	2'07.752 11 0.996 0.038
13	16 J.ROBERTS	USA	Italtrans Racing Team	KALEX	1'51.555	13	2'05.587 11 1.062 0.066
14	64 B.BENDSNEYDEI	NED	Pertamina Mandalika SAG Team	KALEX	1'51.727	12	2'06.089 19 1.234 0.172
15	40 A.CANET	SPA	Flexbox HP40	KALEX	1'51.864	15	2'04.899 13 1.371 0.137
16	52 J.ALCOBA	SPA	Liqui Moly Intact GP	KALEX	1'51.916	14	2'07.677 5 1.423 0.052
17	18 M.GONZALEZ	SPA	Yamaha VR46 Master Camp Team	KALEX	1'52.147	14	2'08.375 4 1.654 0.231
18	23 M.SCHROTTER	GER	Liqui Moly Intact GP	KALEX	1'52.286	13	2'06.490 16 1.793 0.139
19	7 B.BALTUS	BEL	RW Racing GP	KALEX	1'52.307	15	2'06.542 14 1.814 0.021
20	6 C.BEAUBIER	USA	American Racing	KALEX	1'52.476	16	2'05.462 16 1.983 0.169
21	13 C.VIETTI	ITA	Mooney VR46 Racing Team	KALEX	1'52.573	5	2'05.781 14 2.080 0.097
22	28 N.ANTONELLI	ITA	Mooney VR46 Racing Team	KALEX	1'52.789	11	2'07.519 17 2.296 0.216
23	42 M.RAMIREZ	SPA	MV Agusta Forward Racing	MV AGUSTA	1'52.942	9	2'07.562 12 2.449 0.153
24	29 T.HADA	JPN	Pertamina Mandalika SAG Team	KALEX	1'53.011	12	2'05.989 12 2.518 0.069
25	19 L.DALLA PORTA	ITA	Italtrans Racing Team	KALEX	1'53.017	15	2'07.349 17 2.524 0.006
26	22 S.LOWES	GBR	Elf Marc VDS Racing Team	KALEX	1'53.122	13	2'06.353 15 2.629 0.105
27	61 A.ZACCONE	ITA	Gresini Racing Moto2	KALEX	1'53.213	15	2'07.271 15 2.720 0.091
28	81 K.KUBO	THA	Yamaha VR46 Master Camp Team	KALEX	1'53.422	6	2'06.058 15 2.929 0.209
29	24 S.CORSI	ITA	MV Agusta Forward Racing	MV AGUSTA	1'53.614	10	2'08.311 14 3.121 0.192
30	4 S.KELLY	USA	American Racing	KALEX	1'55.185	7	2'06.800 18 4.692 1.571

Pole Position Record:	2016	Johann ZARCO	1'49.961	157.1 Km/h
Best Race Lap:	2016	Franco MORBIDELLI	1'50.788	156.0 Km/h
All Time Lap Record:	2016	Johann ZARCO	1'49.961	157.1 Km/h

The results are provisional until the end of the limit for protest and appeals.

Time limit for protest expires 60' after publication of the results - Time:

These data/results cannot be reproduced, stored and/or transmitted in whole or in part by any manner of electronic, mechanical, photocopying, recording, broadcasting or otherwise now known or herein after developed without the previous express consent by the copyright owner, except for reproduction in daily press and regular printed publications on sale to the public within 60 days of the event related to those data/results and always provided that copyright symbol appears together as follows below.

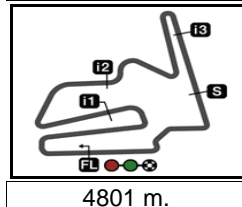
© DORNA, 2022

Official MotoGP Timing by TISSOT

www.motogp.com

Motegi, Saturday, September 24, 2022





MOTUL GRAND PRIX OF JAPAN

Free Practice Nr. 2

Top Speed & Average

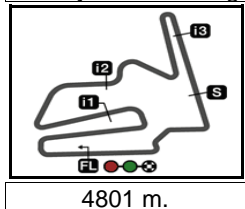
8



Rider	Nation	Motorcycle	Top 5 speeds					Average	Top
51 Pedro ACOSTA	SPA	KALEX	254.7	254.1	254.1	253.5	253.5	254.0	254.7
35 Somkiat CHANTRA	THA	KALEX	254.1	254.1	253.5	253.5	252.9	253.4	254.1
23 Marcel SCHROTTER	GER	KALEX	252.9	252.3	251.7	251.7	251.1	251.9	252.9
28 Niccolò ANTONELLI	ITA	KALEX	252.9	252.3	252.3	251.7	251.1	251.9	252.9
96 Jake DIXON	GBR	KALEX	252.9	252.3	252.3	251.7	251.7	252.0	252.9
13 Celestino VIETTI	ITA	KALEX	252.3	251.1	251.1	250.5	250.5	251.0	252.3
14 Tony ARBOLINO	ITA	KALEX	252.3	251.7	251.7	251.7	251.1	251.6	252.3
18 Manuel GONZALEZ	SPA	KALEX	251.7	251.1	248.2	233.7		246.2	251.7
19 Lorenzo DALLA PORTA	ITA	KALEX	251.7	251.7	251.7	251.7	251.7	251.7	251.7
40 Aron CANET	SPA	KALEX	251.7	250.5	250.5	250.0	250.0	250.5	251.7
79 Ai OGURA	JPN	KALEX	251.7	251.1	251.1	251.1	251.1	251.2	251.7
9 Jorge NAVARRO	SPA	KALEX	251.1	251.1	250.5	250.5	250.5	250.7	251.1
21 Alonso LOPEZ	SPA	BOSCOSCURO	250.5	250.5	250.5	250.0	250.0	250.3	250.5
37 Augusto FERNANDEZ	SPA	KALEX	250.5	250.0	250.0	249.4	249.4	249.9	250.5
64 Bo BENDSNEYDER	NED	KALEX	250.5	250.5	250.0	250.0	249.4	249.9	250.5
75 Albert ARENAS	SPA	KALEX	250.5	249.4	249.4	249.4	248.8	249.2	250.5
81 Keminth KUBO	THA	KALEX	250.5	249.4	248.2	248.2	248.2	248.9	250.5
4 Sean Dylan KELLY	USA	KALEX	250.0	248.8	248.8	248.2	248.2	248.6	250.0
6 Cameron BEAUBIER	USA	KALEX	250.0	249.4	249.4	249.4	249.4	249.5	250.0
12 Filip SALAC	CZE	KALEX	250.0	249.4	249.4	248.8	248.2	249.0	250.0
29 Taiga HADA	JPN	KALEX	250.0	248.8	248.8	248.8	248.2	248.8	250.0
42 Marcos RAMIREZ	SPA	MV AGUSTA	250.0	249.4	248.2	248.2	247.7	248.7	250.0
54 Fermin ALDEGUER	SPA	BOSCOSCURO	250.0	250.0	249.4	249.4	249.4	249.6	250.0
84 Zonta VD GOORBERGH	NED	KALEX	250.0	249.4	248.8	248.2	248.2	248.9	250.0
52 Jeremy ALCOBA	SPA	KALEX	249.4	248.8	248.2	248.2	248.2	248.6	249.4
7 Barry BALTUS	BEL	KALEX	247.7	247.7	247.1	247.1	246.5	247.1	247.7
16 Joe ROBERTS	USA	KALEX	247.7	247.7	247.1	246.5	246.5	247.1	247.7
61 Alessandro ZACCONE	ITA	KALEX	246.5	246.5	246.0	245.4	245.4	246.0	246.5
22 Sam LOWES	GBR	KALEX	246.0	245.4	245.4	244.8	244.8	245.3	246.0
24 Simone CORSI	ITA	MV AGUSTA	245.4	244.8	244.8	244.8	244.3	244.7	245.4

These data/results cannot be reproduced, stored and/or transmitted in whole or in part by any manner of electronic, mechanical, photocopying, recording, broadcasting or otherwise now known or herein after developed without the previous express consent by the copyright owner, except for reproduction in daily press and regular printed publications on sale to the public within 60 days of the event related to those data/results and always provided that copyright symbol appears together as follows below.

© DORNA, 2022



MOTUL GRAND PRIX OF JAPAN

Free Practice Nr. 2

Chronological Analysis of Performances

9

* Lap / Sector time cancelled T1 Time from finish line to 1st intermediate T3 Time from 2nd intermed. to 3rd intermed.
 P Crossing the finish line in pit lane T2 Time from 1st intermed. to 2nd intermed. T4 Time from 3rd intermediate to finish line

Lap	Lap Time	T1	T2	T3	T4	Speed	Lap	Lap Time	T1	T2	T3	T4	Speed				
1st 54 Fermín ALDEGUER Beta Tools Speed Up SPA																	
			Runs=1	Total laps=19	Full laps=12												
1	3'21.949	40.033	27.157	36.972	36.843	230.2	1	3'41.608	37.949	27.300	37.587	37.234	231.7				
2	2'10.889	34.826	25.531	35.585	34.947	247.7	2	2'12.490	34.619	25.857	36.257	35.757	247.1				
3	2'08.218 *	33.201	25.508*	35.098	34.411	248.8	3	2'08.680 *	33.521	25.357*	34.980	34.822	249.4				
4	2'06.075	32.570	24.736	34.534	34.235	250.0	4	2'06.696	32.541	24.874	34.764	34.517	251.7				
5	2'05.335 *	32.404	24.485	34.444	34.002*	248.2	5	2'02.841 P	32.292	24.732*	34.472	31.345	219.0				
6	2'10.641 P	34.98*	27.877*	37.940*	29.844	236.8	6	2'14.027	37.449	25.532	35.524	35.522	246.0				
7	2'14.004	37.672	25.903	35.373	35.056	247.7	7	2'07.114	32.546	25.055	34.680	34.833	248.2				
8	2'07.058	33.049	24.846	34.717	34.446	248.2	8	2'05.953	32.433	24.863	34.481	34.176	249.4				
9	2'07.328	33.029	25.075	34.885	34.339	247.7	9	2'05.670 *	32.272	24.831*	34.361	34.206	250.5				
10	2'06.411	32.777	24.660	34.813	34.161	248.8	10	2'06.156	32.323	24.672	34.507	34.654	250.0				
11	2'05.637	32.666	24.592	34.420	33.959	250.0	11	2'07.382	32.537	24.933	34.978	34.934	244.3				
12	2'07.104	32.390	24.594	35.249	34.871	244.8	12	2'06.604	32.486	24.553	35.046	34.519	250.0				
13	2'05.308	32.350	24.593	34.432	33.933	249.4	13	2'04.899	32.139	24.437	34.132	34.191	250.0				
14	2'07.072	32.612	24.730	35.088	34.642	247.7	14	2'16.022	31.933	35.204	34.292	34.593	250.5				
15	2'04.896 *	32.34*	24.353	34.295	33.899	249.4	PIT						32.181	28.056	39.524	31.836	202.2
16	2'04.479	32.142	24.460	34.068	33.809	249.4											
17	2'04.609	32.288	24.394	34.113	33.814	248.8											
18	2'05.650 *	32.23*	24.350	34.387*	34.681	248.2											
19	2'12.386	33.044	26.006	36.187	37.149	246.5											
4th 12 Filip SALAC Gresini Racing Moto2 CZE																	
			Runs=1	Total laps=13	Full laps=9												
1	4'05.215	39.416	26.699	37.063	36.008	244.8											
2	2'09.213	33.393	25.345	35.574	34.901	247.7											
3	2'07.462 *	32.664	25.445*	34.957	34.396	249.4											
4	2'05.776	32.496	24.383	34.613	34.284	249.4											
5	2'02.318 P	32.293	25.790*	36.659*	27.576	237.3											
6	2'14.846	36.337	25.475	36.623	36.411	241.0											
7	2'05.788	32.448	24.605	34.629	34.106	248.2											
8	2'22.557	42.916	27.896	36.523	35.222	241.6											
9	2'05.268	32.454	24.312	34.509	33.993	248.2											
10	2'05.304	32.161	24.375	34.318	34.450	250.0											
11	2'07.836	32.437	24.703	34.563	36.133	247.1											
12	2'12.262	32.191	28.519	36.976	34.576	247.7											
13	2'04.917	32.242	24.426	34.418	33.831	248.8											
5th 96 Jake DIXON Shimoko GASGAS As GBR																	
			Runs=1	Total laps=17	Full laps=11												
1	7'25.929	38.798	27.558	36.521	36.034	238.9											
2	2'09.719	33.810	25.781	35.048	35.080	251.1											
3	2'07.235 *	32.885	25.185	34.470	34.695*	251.1											
4	2'18.728 P	37.93*	31.830*	38.881*	30.079	206.8											
5	2'15.400	38.729	25.918	35.457	35.296	248.8											
6	2'07.939	33.218	25.194	34.861	34.666	251.1											
7	2'08.548	33.845	24.972	34.761	34.970	250.5											
8	2'07.843 *	32.949	25.503*	34.754	34.637	251.1											
9	2'07.307	32.799	25.321	34.735	34.452	251.7											
10	2'07.191	32.964	24.976	34.514	34.737	251.7											
11	2'07.030	32.960	25.032	34.691	34.347	251.1											
12	2'05.732	32.632	24.745	34.237	34.118	252.3											
3rd 40 Aron CANET Flexbox HP40 SPA																	
			Runs=2	Total laps=15	Full laps=9												

Fastest Lap: Fermín ALDEGUER Beta Tools Speed Up SPA **2'04.479** 32.142 24.460 34.068 33.809

These data/results cannot be reproduced, stored and/or transmitted in whole or in part by any manner of electronic, mechanical, photocopying, recording, broadcasting or otherwise now known or herein after developed without the previous express consent by the copyright owner, except for reproduction in daily press and regular printed publications on sale to the public within 60 days of the event related to those data/results and always provided that copyright symbol appears together as follows below.
 © DORNA, 2022



Free Practice Nr. 2

Moto2

Lap	Lap Time	T1	T2	T3	T4	Speed	Lap	Lap Time	T1	T2	T3	T4	Speed
13	2'05.192	32.218	24.562	34.166	34.246	251.7	9	2'06.262	32.844	24.674	34.528	34.216	252.9
14	2'12.237 *	32.418	27.207*	36.295	36.317	247.1	10	2'05.504	32.733	24.565	34.238	33.968	254.1
15	2'05.837	32.539	24.591	34.453	34.254	251.7	11	2'06.475	32.729	24.625	34.789	34.332	251.7
16	2'05.395	32.527	24.488	34.263	34.117	252.9	12	2'07.374	33.859	24.686	34.621	34.208	251.7
17	2'04.976	32.310	24.377	34.317	33.972	252.3	13	2'06.037	32.823	24.462	34.579	34.173	252.3
6th 75 Albert ARENAS Shimoko GASGAS As SPA							14	2'05.977 *	32.574	24.801*	34.485	34.117	253.5
Runs=1 Total laps=18 Full laps=10							15	2'05.355	32.538	24.474	34.383	33.960	254.1
1	3'14.333	41.142	27.689	37.967	37.166	246.5	16	2'05.280	32.503	24.330	34.422	34.025	253.5
2	2'13.775	35.494	26.411	36.093	35.777	248.8	PIT 36.645 25.161 35.262 25.796 252.9						
3	2'26.104 *	47.254	26.634*	36.130	36.086	246.5	9th 37 Augusto FERNAND Red Bull KTM Ajo SPA						
4	2'11.336	34.413	25.716	35.427	35.780	244.8	Runs=1 Total laps=18 Full laps=12						
5	2'03.063 P	33.450	25.493*	35.132	28.988	238.4	1	3'16.089	41.804	28.753	38.573	37.264	229.2
6	2'15.681	37.297	26.382	36.443	35.559	244.8	2	2'16.217	35.891	26.564	37.500	36.262	236.3
7	2'09.525	34.100	25.296	35.164	34.965	247.7	3	2'13.104 *	35.025	26.319*	36.181	35.579	247.1
8	2'07.984	33.199	24.726	34.968	35.091	247.7	4	2'09.672	33.583	25.322	35.632	35.135	247.1
9	2'07.195 *	32.789	24.716*	34.744	34.946	249.4	5	2'00.932 P	33.277	25.613	35.320	26.722	246.0
10	2'11.008	35.917	25.237	35.086	34.768	248.8	6	2'17.296	38.459	26.494	36.613	35.730	242.1
11	2'07.634	33.061	25.033	34.881	34.659	248.2	7	2'09.161	33.368	25.364	35.552	34.877	247.1
12	2'06.677	32.637	24.534	34.901	34.605	248.8	8	2'06.875	32.814	24.803	34.653	34.605	248.8
13	2'07.153 *	33.01*	24.880	34.846	34.410	248.2	9	2'06.880	32.766	24.600	34.692	34.822	247.7
14	2'05.866	32.222	24.541	34.568	34.535	249.4	10	2'06.032	32.791	24.500	34.419	34.322	249.4
15	2'06.395 *	32.264	24.914*	34.678	34.539	249.4	11	2'13.416	36.143	27.298	35.262	34.713	244.8
16	2'05.124	32.206	24.512	34.229	34.177	250.5	12	2'05.333	32.548	24.518	34.262	34.005	250.5
17	2'06.806 *	33.24*	24.691	34.461	34.409	248.8	13	2'07.274	32.958	24.621	34.984	34.711	248.8
18	2'06.983	32.603	24.783	34.675	34.922	248.8	14	2'06.892 *	33.07*	24.665	34.711	34.446	250.0
7th 21 Alonso LOPEZ Beta Tools Speed Up SPA							15	2'18.830	44.112	25.377	34.803	34.538	249.4
Runs=1 Total laps=16 Full laps=11							16	2'06.077	32.690	24.575	34.605	34.207	250.0
1	2'56.528	38.312	27.095	37.340	36.280	242.6	17	2'07.973 *	33.06*	24.719	35.359*	34.833	246.0
2	2'09.621	33.971	25.696	35.181	34.773	248.8	18	2'05.698	32.555	24.393	34.626	34.124	248.8
3	5'17.244 P	32.560	3'27.539	42.024	35.121	199.6	10th 9 Jorge NAVARRO Flexbox HP40 SPA						
4	2'23.073	41.957	27.254	37.251	36.611	244.8	Runs=2 Total laps=19 Full laps=11						
5	2'10.117	34.031	25.548	35.374	35.164	247.7	1	2'47.098	43.319	27.792	38.985	37.150	232.2
6	2'08.187	33.136	25.104	35.022	34.925	248.8	2	2'16.020	36.644	26.810	36.872	35.694	240.0
7	2'06.878 *	32.665	25.061*	34.700	34.452	248.8	3	2'12.881	35.368	26.717	35.643	35.153	248.8
8	2'06.120	32.479	24.791	34.520	34.330	250.5	4	2'09.797	33.872	25.356	35.622	34.947	247.1
9	2'05.596	32.464	24.661	34.301	34.170	250.0	5	2'07.785	33.203	24.944	35.103	34.535	248.8
10	2'15.744	34.382	26.574	38.750	36.038	238.9	6	2'17.938 P	38.06*	30.819*	39.340*	29.710	230.2
11	2'06.024	32.617	24.668	34.543	34.196	250.0	7	2'16.597	38.899	26.117	36.182	35.399	247.7
12	2'05.125	32.229	24.447	34.290	34.159	250.5	8	2'08.122	33.287	24.770	35.179	34.886	248.8
13	2'10.210 *	31.922	25.056*	35.119	38.113	233.7	9	2'07.017	33.081	24.537	34.816	34.583	249.4
14	2'05.723	32.445	24.524	34.609	34.145	250.5	10	2'07.171 *	32.818	24.829*	35.056	34.468	249.4
15	2'10.085	32.204	25.172	35.473	37.236	191.1	11	2'06.297	32.706	24.599	34.675	34.317	251.1
16	2'25.271	32.495	25.856	37.496	49.424	243.7	12	2'05.994	32.672	24.414	34.565	34.343	250.5
8th 35 Somkiat CHANTRA IDEMITSU Honda Te THA							13	2'05.680	32.745	24.344	34.404	34.187	251.1
Runs=2 Total laps=17 Full laps=12							14	2'07.340 *	33.34*	24.530	34.579	34.885	250.5
1	7'22.684	45.298	27.297	36.653	35.341	250.0	15	2'05.507	32.513	24.689	34.287	34.018	250.5
2	2'08.647	33.318	25.230	35.237	34.862	250.5	16	2'09.077 *	32.369	26.036*	35.970	34.702	250.5
3	2'06.975	33.099	24.837	34.800	34.239	252.9	17	2'05.334	32.580	24.269	34.404	34.081	250.0
4	2'18.051 P	39.94*	30.545*	38.621*	28.940	218.6	18	2'08.595 *	33.45*	24.912	35.090	35.134	247.7
5	2'14.719	38.903	25.362	35.542	34.912	251.1	PIT 32.907 26.254 39.434 33.246 139.5						
6	2'08.062	33.441	24.880	35.014	34.727	251.7	11th 79 Ai OGURA IDEMITSU Honda Te JPN						
7	2'08.588	34.095	25.023	35.062	34.408	252.3	Runs=2 Total laps=18 Full laps=13						
8	2'07.015	33.022	24.723	35.106	34.164	252.9	1	3'00.920	41.840	27.747	37.389	36.566	244.8

Fastest Lap: Fermín ALDEGUER Beta Tools Speed Up SPA 2'04.479 32.142 24.460 34.068 33.809

These data/results cannot be reproduced, stored and/or transmitted in whole or in part by any manner of electronic, mechanical, photocopying, recording, broadcasting or otherwise now known or herein after developed without the previous express consent by the copyright owner, except for reproduction in daily press and regular printed publications on sale to the public within 60 days of the event related to those data/results and always provided that copyright symbol appears together as follows below.

Free Practice Nr. 2

Moto2

Lap	Lap Time	T1	T2	T3	T4	Speed	Lap	Lap Time	T1	T2	T3	T4	Speed
2	2'11.889	34.801	25.965	35.891	35.232	248.2	2	2'11.295	34.255	25.896	35.797	35.347	245.4
3	2'11.018	34.496	25.860	35.855	34.807	250.5	3	2'08.518 *	33.406	25.455*	34.743	34.914	249.4
4	2'08.829	33.402	25.430	35.202	34.795	250.0	4	2'07.270	32.950	24.965	34.770	34.585	247.7
5	2'07.602 *	33.10*	24.886	34.986	34.624	251.1	5	2'07.641 *	32.732	24.939	34.671	35.299*	250.5
6	2'20.648 P	40.01*	31.032*	39.638*	29.966	208.8	6	2'14.113 P	35.40*	30.111*	37.680*	30.921	208.4
7	2'16.603	39.048	25.584	35.845	36.126	237.3	7	2'21.994	42.271	26.971	36.708	36.044	246.0
8	2'07.983	33.403	24.766	35.053	34.761	250.5	8	2'09.911	33.987	25.361	35.405	35.158	249.4
9	2'06.922	32.777	24.529	34.916	34.700	251.1	9	2'09.046 *	33.219	25.728*	35.155	34.944	249.4
10	2'06.680	32.822	24.548	34.845	34.465	249.4	10	2'10.566	32.841	25.246	37.684	34.795	247.7
11	2'06.268	32.455	24.610	34.707	34.496	251.1	11	2'08.103	32.988	25.232	35.030	34.853	250.0
12	2'07.826	32.743	24.829	35.016	35.238	250.0	12	2'08.207	33.012	25.435	35.267	34.493	251.1
13	2'06.015	32.539	24.483	34.462	34.531	250.0	13	2'06.573	32.875	24.732	34.659	34.307	250.5
14	2'06.096	32.357	24.626	34.589	34.524	251.1	14	2'05.781	32.417	24.642	34.543	34.179	248.8
15	2'05.404	32.212	24.574	34.429	34.189	251.7	15	2'06.563 *	32.455	24.939*	34.344	34.825	252.3
16	2'06.801	32.924	24.581	34.692	34.604	251.1	16	2'06.172	32.581	24.651	34.577	34.363	251.1
17	2'05.783	32.343	24.641	34.436	34.363	251.1	17	2'05.880	32.530	24.578	34.434	34.338	250.5
unfinished		32.275	24.441				18	2'06.235	32.628	24.646	34.578	34.383	250.0

12th 6 Cameron BEAUBIE American Racing USA
Runs=1 Total laps=18 Full laps=14

1	3'19.231	41.976	27.738	38.474	36.859	244.8
2	2'31.857	52.728	26.444	36.749	35.936	244.8
3	2'10.201 *	33.582	25.694*	35.821	35.104	247.7
4	2'08.676	32.959	25.086	35.407	35.224	232.2
5	2'04.575 P	32.971	25.024*	35.247*	31.333	194.2
6	2'19.571	40.318	26.206	36.889	36.158	243.7
7	2'09.519	33.685	25.108	35.722	35.004	247.7
8	2'08.564	32.987	25.056	35.544	34.977	247.1
9	2'07.622	32.813	25.081	35.179	34.549	249.4
10	2'08.519	33.091	25.228	35.444	34.756	248.8
11	2'08.846	32.942	25.170	35.535	35.199	248.2
12	2'08.045	33.220	24.993	35.292	34.540	248.8
13	2'05.999	32.528	24.442	34.742	34.287	250.0
14	2'06.254	32.511	24.538	34.766	34.439	249.4
15	2'06.871	32.695	24.732	35.079	34.365	249.4
16	2'05.462	32.375	24.492	34.561	34.034	249.4
17	2'07.224	32.637	24.843	35.085	34.659	248.8
18	2'05.577	32.471	24.313	34.704	34.089	248.8

13th 16 Joe ROBERTS Italtrans Racing Team USA
Runs=1 Total laps=11 Full laps=7

1	3'51.204	40.119	28.455	39.429	37.576	238.9
2	2'16.060	36.946	26.529	36.791	35.794	244.3
3	2'10.972 *	33.911	25.864*	35.822	35.375	244.8
4	2'08.080	33.299	24.980	34.982	34.819	246.5
5	2'06.386 P	32.909	25.967*	36.701*	30.809	193.2
6	2'17.877	39.331	26.568	36.323	35.655	244.3
7	2'09.191	33.627	25.103	35.412	35.049	245.4
8	2'07.370	32.945	24.708	34.945	34.772	246.5
9	2'06.985	32.817	24.956	34.807	34.405	247.7
10	2'07.150	33.040	24.721	34.664	34.725	247.1
11	2'05.587	32.490	24.385	34.339	34.373	247.7

14th 13 Celestino VIETTI Mooney VR46 Racing ITA
Runs=1 Total laps=18 Full laps=11

1	3'14.940	39.692	27.238	37.537	36.380	240.0
---	----------	--------	--------	--------	--------	-------

15th 29 Taiga HADA Pertamina Mandalika JPN
Runs=1 Total laps=19 Full laps=15

1	2'43.037	38.232	26.598	36.850	35.379	247.1
2	2'10.265	34.308	25.457	35.828	34.672	248.2
3	2'08.700	33.408	25.011	35.616	34.665	247.7
4	2'07.609	33.157	25.032	35.126	34.294	247.7
5	2'06.729	33.089	24.719	34.718	34.203	247.1
6	2'06.274 P	33.47*	27.408*	37.149*	28.247	243.2
7	2'17.413	41.167	25.400	35.778	35.068	246.5
8	2'07.943	33.475	24.930	35.070	34.468	247.7
9	2'06.977	32.966	24.559	34.897	34.555	247.7
10	2'12.057	37.194	24.552	36.031	34.280	248.8
11	2'06.188	32.984	24.659	34.500	34.045	248.8
12	2'05.989	32.835	24.485	34.609	34.060	246.5
13	2'06.428	32.922	24.538	34.713	34.255	246.5
14	2'06.281	32.926	24.414	34.753	34.188	250.0
15	2'06.218	32.751	24.348	34.729	34.390	248.8
16	2'06.371	32.603	24.661	34.909	34.198	247.7
17	2'20.658	32.971	24.573	34.938	48.176	247.7
18	2'09.651 *	34.08*	25.144	35.548*	34.870	248.2
19	2'10.858	33.901	25.386	36.063	35.508	247.7

16th 81 Keminth KUBO Yamaha VR46 Master THA
Runs=1 Total laps=15 Full laps=11

1	2'41.427	40.009	27.486	37.283	35.702	247.1
2	2'09.909	33.956	25.728	35.329	34.896	248.2
3	2'11.424 *	33.392	28.066	35.354*	34.612	246.5
4	2'11.419	35.089	26.814	35.003	34.513	248.2
5	2'07.597	33.169	24.771	34.759	34.898	247.7
6	2'12.899 P	37.00*	29.480*	37.292*	29.121	215.1
7	2'18.101	41.008	26.348	35.802	34.943	246.5
8	2'08.161	33.906	24.833	34.902	34.520	247.1
9	2'07.498	33.079	24.681	35.109	34.629	248.2
10	2'07.233	32.925	24.761	34.845	34.702	247.7
11	2'06.872	33.032	24.466	34.885	34.489	247.1
12	2'07.178	32.924	24.451	35.180	34.623	246.0
13	2'06.826	32.764	24.492	34.933	34.637	247.7
14	2'17.224	39.137	28.362	35.225	34.500	249.4

Fastest Lap: Fermín ALDEGUER Beta Tools Speed Up SPA 2'04.479 32.142 24.460 34.068 33.809

These data/results cannot be reproduced, stored and/or transmitted in whole or in part by any manner of electronic, mechanical, photocopying, recording, broadcasting or otherwise now known or herein after developed without the previous express consent by the copyright owner, except for reproduction in daily press and regular printed publications on sale to the public within 60 days of the event related to those data/results and always provided that copyright symbol appears together as follows below.
© DORNA, 2022

Free Practice Nr. 2

Moto2

Lap	Lap Time	T1	T2	T3	T4	Speed	Lap	Lap Time	T1	T2	T3	T4	Speed			
15	2'06.058	32.606	24.545	34.617	34.290	250.5	12	2'25.785	42.791	31.513	36.193	35.288	244.8			
16	2'06.058	32.606	24.545	34.617	34.290	250.5	13	2'07.449	33.158	24.799	34.862	34.630	246.0			
17th	64	Bo BENDSNEYDER Pertamina Mandalika NED					Runs=1	Total laps=19	Full laps=15	14	2'07.555	33.10*	24.804	35.127*	34.524	245.4
18	2'52.260	37.934	26.346	37.255	35.974	246.5	15	2'06.353	32.684	24.378	34.720	34.571	245.4			
2	2'11.385	34.231	25.872	36.039	35.243	248.8	20th 23 Marcel SCHROTTE Liqui Moly Intact GP GER									
3	2'09.983	34.264	25.483	35.283	34.953	248.8	Runs=1	Total laps=18	Full laps=11	1	3'09.097	40.101	27.519	37.665	36.938	241.0
4	2'09.038	33.648	25.185	35.406	34.799	248.2	2	2'12.350	35.384	25.907	35.673	35.386	247.1			
5	2'08.514	33.480	25.045	35.243	34.746	247.1	3	2'09.320	33.402	25.975*	35.084	34.859	251.7			
6	2'10.301	P 35.73*	28.900*	37.298*	28.371	238.4	4	2'07.909	33.197	25.086	34.945	34.681	252.3			
7	2'14.524	37.215	25.927	36.033	35.349	246.5	5	2'07.024	32.823	24.916	34.487	34.798*	249.4			
8	2'09.016	33.482	25.272	35.440	34.822	250.5	6	2'17.198	P 35.69*	32.546*	38.126*	30.835	195.2			
9	2'08.643	33.647	24.940	35.258	34.798	248.2	7	2'17.601	40.729	26.309	35.308	35.255	248.2			
10	2'08.429	33.299	25.220	35.293	34.617	248.8	8	2'07.435	32.911	24.913	34.716	34.895	249.4			
11	2'09.846	33.604	25.111	35.427	35.704	229.7	9	2'07.390	32.862	24.934	34.763	34.831	250.0			
12	2'08.681	33.706	25.132	35.172	34.671	248.8	10	2'07.151	32.651	25.185*	34.645	34.670	251.1			
13	2'07.549	33.267	24.956	34.930	34.396	248.8	11	2'07.106	32.748	24.997	34.770	34.591	251.7			
14	2'06.889	32.825	24.764	34.994	34.306	249.4	12	2'06.537	32.826	24.925	34.470	34.316	252.9			
15	2'07.102	32.957	24.831	34.846	34.468	249.4	13	2'31.202	49.570	30.904	35.995	34.733	250.0			
16	2'08.144	* 33.045	25.879*	35.038	34.182	249.4	14	2'10.256	33.223	25.007	35.921	36.105	228.3			
17	2'06.753	32.996	24.903	34.730	34.124	250.0	15	2'07.091	32.989	24.699	34.888	34.515	249.4			
18	2'06.705	32.831	24.707	34.788	34.379	250.5	16	2'06.490	32.608	24.646	34.797	34.439	250.5			
19	2'06.089	32.658	24.404	34.917	34.110	250.0	17	2'23.390	* 45.446	26.847*	36.072*	35.025	248.2			
18th 51 Pedro ACOSTA Red Bull KTM Ajo SPA		Runs=2	Total laps=16	Full laps=10	18	2'06.820	32.933	24.828	34.568	34.491	247.7					
1	3'07.177	39.741	27.466	37.342	36.858	248.8	21st 7 Barry BALTUS RW Racing GP BEL									
2	2'13.429	35.508	26.040	36.253	35.628	252.9	Runs=2	Total laps=18	Full laps=11	1	2'34.568	38.526	27.889	38.442	37.118	244.3
3	2'09.997	* 33.660	26.114*	35.236	34.987	253.5	2	2'05.518	P 35.948	26.583	36.463	26.524	246.0			
4	2'08.446	33.047	25.239	34.901	35.259	254.7	3	2'17.179	37.861	26.543	36.836	35.939	242.1			
5	2'07.931	* 33.204	25.108	34.782	34.837*	254.1	4	2'04.152	P 34.962	25.903*	36.203*	27.084	243.7			
6	2'17.511	P 36.15*	31.681*	39.114*	30.557	215.5	5	2'15.585	38.190	25.837	35.928	35.630	241.6			
7	2'23.669	41.827	27.753	37.894	36.195	250.0	6	2'09.036	33.208	25.307	35.361	35.160	244.3			
8	2'09.841	33.519	25.385	35.692	35.245	252.3	7	2'08.005	32.923	24.982	35.258	34.842	244.8			
9	2'08.033	33.067	24.943	35.145	34.878	252.3	8	2'08.015	32.750	25.056	35.281	34.928	247.1			
10	2'07.472	32.939	25.029	34.761	34.743	254.1	9	2'08.765	* 32.863	25.762*	35.338	34.802	247.7			
11	2'07.617	32.847	24.943	35.114	34.713	253.5	10	2'08.708	32.844	25.237	35.608	35.019	245.4			
12	2'06.492	32.393	24.787	34.818	34.494	252.3	11	2'07.605	32.597	25.064	34.866	35.078	246.0			
13	2'06.309	32.460	24.785	34.677	34.387	252.9	12	2'07.842	32.557	24.783	35.666	34.836	247.7			
14	2'43.970	57.347	29.166	39.769	37.688	230.2	13	2'06.634	32.472	24.692	34.886	34.584	245.4			
15	2'06.669	32.687	24.621	34.800	34.561	252.9	14	2'06.542	32.447	24.572	34.758	34.765	246.5			
19th 22 Sam LOWES Elf Marc VDS Racing GBR		Runs=2	Total laps=15	Full laps=7	15	2'06.971	* 32.704	24.900*	34.731	34.636	246.0					
1	3'22.096	40.744	27.738	39.085	37.553	236.8	16	2'06.735	32.470	24.565	34.842	34.858	246.0			
2	2'17.046	37.052	26.484	37.205	36.305	242.1	17	2'09.045	34.695	24.949	34.937	34.464	247.1			
3	2'13.618	* 34.98*	26.527*	36.647	35.460	243.7	18	2'06.759	32.498	24.567	34.960	34.734	246.5			
4	2'10.707	33.842	25.454	35.957	35.454	244.8	22nd 4 Sean Dylan KELLY American Racing USA									
5	2'03.963	P 33.369	25.362*	35.676	29.556	243.2	Runs=2	Total laps=18	Full laps=13	1	2'49.005	38.590	27.392	37.464	36.311	248.2
6	2'20.468	41.035	26.126	37.619	35.688	241.6	2	2'12.301	34.407	26.046	36.311	35.537	250.0			
7	2'08.751	33.464	25.184	35.234	34.869	241.6	3	2'10.821	34.070	25.742	35.845	35.164	248.8			
8	2'08.323	33.465	24.898	35.014	34.946	242.1	4	2'09.290	33.418	25.459	35.476	34.937	248.2			
9	2'07.452	* 33.013	25.024*	34.820	34.595	242.6	5	2'11.066	33.130	25.288	36.062	36.586	193.5			
10	2'06.913	32.931	24.655	34.850	34.477	241.6	6	2'14.763	P 37.03*	30.783*	38.051*	28.899	236.3			
11	2'12.355	P 35.396	29.659	37.425	29.875	233.7	7	2'15.464	36.681	26.068	35.990	36.725	243.7			

Fastest Lap: Fermín ALDEGUER Beta Tools Speed Up SPA 2'04.479 32.142 24.460 34.068 33.809

These data/results cannot be reproduced, stored and/or transmitted in whole or in part by any manner of electronic, mechanical, photocopying, recording, broadcasting or otherwise now known or herein after developed without the previous express consent by the copyright owner, except for reproduction in daily press and regular printed publications on sale to the public within 60 days of the event related to those data/results and always provided that copyright symbol appears together as follows below.
© DORNA, 2022



Free Practice Nr. 2

Moto2

Lap	Lap Time	T1	T2	T3	T4	Speed	Lap	Lap Time	T1	T2	T3	T4	Speed
8	2'08.497	33.220	25.235	35.210	34.832	248.2	1	3'15.647	40.625	27.735	38.583	37.252	234.7
9	2'08.613	33.512	25.024	35.314	34.763	247.1	2	2'19.059	38.681	26.761	37.474	36.143	233.7
10	2'07.640	32.730	24.927	35.172	34.811	248.2	3	2'13.760 *	34.920	26.369*	36.851	35.620	247.7
11	2'14.312	32.957	27.630	38.585	35.140	247.1	4	2'12.794	35.779	26.045	35.908	35.062	251.1
12	2'08.673	33.104	25.286	35.466	34.817	247.7	5	2'11.735 P	39.171	26.237*	36.086*	30.241	217.3
13	2'07.738	32.695	25.027	34.933	35.083	247.7	6	2'17.410	38.936	26.567	36.322	35.585	248.2
14	1'59.766 P	32.87*	25.075	35.292	26.522	247.1	7	2'09.782	33.616	25.329	35.781	35.056	250.5
15	2'14.941 *	39.148	25.588*	35.266	34.939	246.5	8	2'10.559	34.152	25.351	36.102	34.954	250.5
16	2'07.367	32.792	24.958	34.904	34.713	247.1	9	2'12.143	34.979	25.677	36.139	35.348	244.8
17	2'08.813	32.763	24.981	35.066	36.003	245.4	10	2'11.035	34.475	25.605	35.693	35.262	247.7
18	2'06.800	32.600	24.720	35.017	34.463	248.8	11	2'10.419	33.441	25.101	36.231	35.646	236.8

23rd **61** **Alessandro ZACCO** Gresini Racing Moto2 ITA
Runs=1 Total laps=19 Full laps=11

1	3'03.235	39.847	27.495	37.771	36.845	238.4
2	2'12.141	34.488	26.339	35.761	35.553	244.8
3	2'10.772	33.737	25.978	35.558	35.499	229.7
4	2'09.839	33.721	25.839	35.233	35.046	246.0
5	2'08.252 *	33.021	25.373	34.806	35.052*	239.4
6	2'18.313 P	37.03*	31.904*	38.677*	30.701	200.7
7	2'17.645	39.055	26.388	36.288	35.914	241.0
8	2'09.375	33.387	25.508	35.177	35.303	237.3
9	2'08.284	33.239	24.929	35.052	35.064	246.5
10	2'07.907 *	32.880	25.235*	34.963	34.829	245.4
11	2'07.442	32.952	25.027	34.840	34.623	246.5
12	2'10.232	33.455	26.078	35.481	35.218	242.6
13	2'08.248	33.137	25.208	35.024	34.879	244.8
14	2'11.624 *	33.99*	26.221	35.557	35.849	237.8
15	2'07.271	32.761	25.014	34.721	34.775	244.3
16	2'08.636 *	32.668	25.740*	35.302	34.926	245.4
17	2'12.235	32.806	26.562	37.840	35.027	235.2
18	2'09.050 *	33.251*	25.708	35.104	34.982	242.1
19	2'07.459	32.996	24.886	34.914	34.663	244.3

24th **19** **Lorenzo DALLA PO** Italtrans Racing Team ITA
Runs=1 Total laps=17 Full laps=9

1	3'42.678	41.322	28.747	39.656	37.746	220.4
2	2'19.395	37.914	27.342	37.767	36.372	236.8
3	2'12.729 *	34.613	26.346*	36.350	35.420	249.4
4	2'10.009	33.776	25.572	35.795	34.866	250.0
5	2'07.228 P	33.230	26.059*	37.446*	30.493	208.8
6	2'16.468	38.378	26.032	36.447	35.611	244.3
7	2'13.516	37.418	25.494	35.658	34.946	249.4
8	2'08.620 *	33.184	25.603*	35.270	34.563	251.1
9	2'08.640	33.149	25.299	35.374	34.818	250.5
10	2'09.865	33.525	25.515	35.713	35.112	249.4
11	2'08.747	33.389	25.166	35.465	34.727	250.5
12	2'07.914 *	33.371*	24.878	35.134	34.526	251.7
13	2'07.883	33.177	24.862	35.291	34.553	251.1
14	2'07.645 *	33.045	25.005*	35.046	34.549	251.7
15	2'08.140	33.244	24.966	35.378	34.552	251.7
16	2'09.064 *	33.95*	25.303	35.123	34.681	251.7
17	2'07.349	33.183	24.620	34.935	34.611	251.7

25th **28** **Niccolò ANTONELL** Mooney VR46 Racing ITA
Runs=1 Total laps=17 Full laps=12

Fastest Lap: Fermín ALDEGUER						Beta Tools Speed Up		SPA		2'04.479		32.142 24.460 34.068 33.809	
-------------------------------------	--	--	--	--	--	---------------------	--	-----	--	----------	--	-----------------------------	--

These data/results cannot be reproduced, stored and/or transmitted in whole or in part by any manner of electronic, mechanical, photocopying, recording, broadcasting or otherwise now known or herein after developed without the previous express consent by the copyright owner, except for reproduction in daily press and regular printed publications on sale to the public within 60 days of the event related to those data/results and always provided that copyright symbol appears together as follows below.
© DORNA, 2022

Official MotoGP Timing by TISSOT
www.motogp.com

Motegi, Saturday, September 24, 2022

Page 5 of 6



26th **42** **Marcos RAMIREZ** MV Agusta Forward R SPA
Runs=2 Total laps=18 Full laps=11

1	2'47.667	41.536	28.651	38.439	36.774	236.3	
2	2'13.380	35.321	26.226	36.221	35.612	249.4	
3	2'09.710	33.809	25.521	35.466	34.914	248.2	
4	2'12.535	34.971	25.837	36.770	34.957	247.1	
5	2'08.461	33.200	25.301	35.168	34.792	250.0	
6	2'14.784 P	37.12*	30.610*	38.563*	28.482	236.3	
7	2'22.881	41.244	27.019	38.431	36.187	207.2	
8	2'09.982	33.949	25.515	35.348	35.170	246.5	
9	2'08.906	33.240	25.339	35.396	34.931	246.0	
10	2'07.714	33.227	24.915	34.868	34.704	248.2	
11	2'07.825	32.871	25.236	34.942	34.776	247.1	
12	2'07.562	33.214	24.988	34.747	34.613	247.1	
13	2'10.620 *	33.08*	24.925	37.696	34.917	247.1	
14	2'08.226 *	33.22*	25.093	35.108	34.798	247.7	
15	2'07.814	32.953	25.051	34.913	34.897	246.0	
16	2'22.036	35.639	28.621	42.333	35.443	244.3	
17	2'18.205 *	34.06*	32.436	36.465	35.238	244.8	
		PIT	33.783	26.743	38.385	29.728	225.4

27th **52** **Jeremy ALCOBA** Liqui Moly Intact GP SPA
Runs=2 Total laps=11 Full laps=6

1	2'47.223	40.491	27.571	37.885	36.940	237.8
2	2'13.060	34.964	26.265	36.406	35.425	249.4
3	2'10.123	33.968	25.641	35.593	34.921	248.8
4	2'08.272	33.194	25.199	35.294	34.585	248.2
5	2'07.677	33.057	24.785	35.100	34.735	248.2
6	2'08.939 P	35.111*	28.785*	36.503*	28.541	223.1
7	2'13.565	37.169	25.611	35.788	34.997	246.0
8	2'08.037	33.060	24.998	35.409	34.570	248.2
9	17'59.990 P	32.702				
10	2'20.383	41.138	27.134	36.642	35.469	247.1
11	2'12.440	34.281	26.155	36.455	35.549	246.0

28th **84** **Zonta VD GOORBE** RW Racing GP NED
Runs=2 Total laps=16 Full laps=8

1	3'03.894	39.194	26.908	36.800	36.156	227.8
---	----------	--------	--------	--------	--------	-------

Free Practice Nr. 2

Moto2

Lap	Lap Time	T1	T2	T3	T4	Speed	Lap	Lap Time	T1	T2	T3	T4	Speed
2	2'14.458	37.458	25.966	35.617	35.417	243.2							
3	2'10.183 *	33.738	26.123*	35.008	35.314	227.8							
4	2'10.304	33.257	25.569	34.876	36.602	231.7							
5	2'11.132 *	33.654	25.462	35.274	36.742*	238.4							
6	2'15.589 P	36.18*	30.052*	38.201*	31.150	209.3							
7	2'16.428	37.671	26.301	36.049	36.407	236.8							
8	2'10.324	34.052	25.536	35.297	35.439	247.7							
9	2'08.749	33.230	24.908	35.473	35.138	246.0							
10	2'09.095	33.175	25.679	35.237	35.004	249.4							
11	2'07.752	32.828	25.264	34.922	34.738	250.0							
12	2'07.901	32.739	25.134	34.935	35.093	248.2							
13	2'09.289	33.237	25.275	35.673	35.104	248.8							
14	2'11.418 *	33.71*	25.819	36.478	35.409	240.5							
15	2'08.282 *	33.09*	25.263	34.953	34.976	248.2							
	unfinished	32.819											

29th 24 Simone CORSI MV Agusta Forward R ITA
Runs=2 Total laps=16 Full laps=10

1	3'17.690	40.922	27.849	37.961	36.897	231.7							
2	2'15.039	35.720	26.369	36.812	36.138	232.2							
3	2'13.177 *	34.909	26.393*	36.254	35.621	243.7							
4	2'10.537	33.927	25.535	35.590	35.485	244.3							
5	2'03.480 P	33.761	25.222	35.334	29.163	244.8							
6	2'18.000	38.995	26.412	36.456	36.137	241.0							
7	2'11.027	34.035	25.428	35.904	35.660	243.2							
8	2'10.388	33.792	25.362	35.856	35.378	243.7							
9	2'09.668	33.615	25.293	35.475	35.285	244.8							
10	2'10.310	33.621	25.514	35.563	35.612	243.2							
11	2'08.964	33.530	25.139	35.207	35.088	244.3							
12	2'09.746	33.535	25.523	35.394	35.294	243.7							
13	2'09.233 *	33.66*	25.195	35.261	35.116	244.8							
14	2'08.311	33.183	25.140	34.973	35.015	245.4							
15	2'09.344	33.210	25.210	35.254	35.670	242.6							
	PIT	33.803	25.693	36.653	29.317	242.1							

30th 18 Manuel GONZALEZ Yamaha VR46 Master SPA
Runs=1 Total laps=5 Full laps=2

1	3'16.038	39.591	26.831	37.660	36.285	233.7							
2	2'15.234	36.781	26.026	36.671	35.756	248.2							
3	2'10.780 *	34.216	25.723*	35.995	34.846	251.7							
4	2'08.375	33.356	25.038	35.507	34.474	251.1							
	unfinished	34.910											

Fastest Lap: Fermín ALDEGUER Beta Tools Speed Up SPA **2'04.479** 32.142 24.460 34.068 33.809

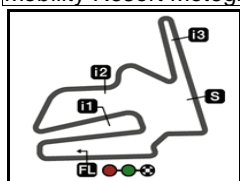
These data/results cannot be reproduced, stored and/or transmitted in whole or in part by any manner of electronic, mechanical, photocopying, recording, broadcasting or otherwise now known or herein after developed without the previous express consent by the copyright owner, except for reproduction in daily press and regular printed publications on sale to the public within 60 days of the event related to those data/results and always provided that copyright symbol appears together as follows below.
© DORNA, 2022

Official MotoGP Timing by TISSOT
www.motogp.com

Motegi, Saturday, September 24, 2022

Page 6 of 6





4801 m.

MOTUL GRAND PRIX OF JAPAN

Free Practice Nr. 2

Best Partial Times

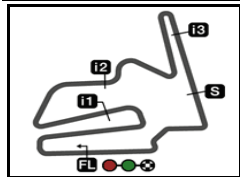
Moto2™

IT Ideal Lap Time, sum of the best partial times

BT Best Lap Time

T1		T2		T3		T4				IT	BT	
Pos	Rider	Time	Rider	Time	Rider	Time	Rider	Time	Pos	Rider	IT	BT
1	A.LOPEZ	31.922	T.ARBOLINO	24.256	T.ARBOLINO	34.040	F.ALDEGUER	33.809	1	F.ALDEGUER	2'04.369	2'04.479 (1)
2	A.CANET	31.933	J.NAVARRO	24.269	F.ALDEGUER	34.068	F.SALAC	33.831	2	F.SALAC	2'04.622	2'04.917 (4)
3	F.ALDEGUER	32.142	F.SALAC	24.312	A.CANET	34.132	S.CHANTRA	33.960	3	A.CANET	2'04.678	2'04.899 (3)
4	F.SALAC	32.161	C.BEAUBIER	24.313	J.DIXON	34.166	J.DIXON	33.972	4	J.DIXON	2'04.733	2'04.976 (5)
5	A.ARENAS	32.206	S.CHANTRA	24.330	A.ARENAS	34.229	A.FERNANDEZ	34.005	5	T.ARBOLINO	2'04.747	2'04.747 (2)
6	A.OGURA	32.212	T.HADA	24.348	S.CHANTRA	34.238	J.NAVARRO	34.018	6	A.LOPEZ	2'04.804	2'05.125 (7)
7	J.DIXON	32.218	F.ALDEGUER	24.350	A.FERNANDEZ	34.262	C.BEAUBIER	34.034	7	J.NAVARRO	2'04.943	2'05.334 (10)
8	T.ARBOLINO	32.313	J.DIXON	24.377	J.NAVARRO	34.287	T.HADA	34.045	8	S.CHANTRA	2'05.031	2'05.280 (8)
9	J.NAVARRO	32.369	S.LOWES	24.378	A.LOPEZ	34.290	B.BENDSNEYDE	34.110	9	A.ARENAS	2'05.124	2'05.124 (6)
10	C.BEAUBIER	32.375	J.ROBERTS	24.385	F.SALAC	34.318	T.ARBOLINO	34.138	10	A.FERNANDEZ	2'05.208	2'05.333 (9)
11	P.ACOSTA	32.393	A.FERNANDEZ	24.393	J.ROBERTS	34.339	A.LOPEZ	34.145	11	A.OGURA	2'05.271	2'05.404 (11)
12	C.VIETTI	32.417	B.BENDSNEYDE	24.404	C.VIETTI	34.344	A.CANET	34.176	12	C.BEAUBIER	2'05.283	2'05.462 (12)
13	B.BALTUS	32.447	A.CANET	24.437	A.OGURA	34.429	A.ARENAS	34.177	13	T.HADA	2'05.496	2'05.989 (15)
14	J.ROBERTS	32.490	A.OGURA	24.441	M.SCHROTTER	34.470	C.VIETTI	34.179	14	C.VIETTI	2'05.518	2'05.781 (14)
15	S.CHANTRA	32.503	A.LOPEZ	24.447	T.HADA	34.500	A.OGURA	34.189	15	J.ROBERTS	2'05.587	2'05.587 (13)
16	A.FERNANDEZ	32.548	K.KUBO	24.451	C.BEAUBIER	34.561	K.KUBO	34.290	16	B.BENDSNEY	2'05.902	2'06.089 (17)
17	S.KELLY	32.600	A.ARENAS	24.512	K.KUBO	34.617	M.SCHROTTER	34.316	17	K.KUBO	2'05.964	2'06.058 (16)
18	T.HADA	32.603	B.BALTUS	24.565	P.ACOSTA	34.677	J.ROBERTS	34.373	18	M.SCHROTTE	2'06.040	2'06.490 (20)
19	K.KUBO	32.606	C.VIETTI	24.578	S.LOWES	34.720	P.ACOSTA	34.387	19	P.ACOSTA	2'06.078	2'06.309 (18)
20	M.SCHROTTER	32.608	L.DALLA PORTA	24.620	A.ZACCONE	34.721	S.KELLY	34.463	20	B.BALTUS	2'06.207	2'06.542 (21)
21	B.BENDSNEYDE	32.658	P.ACOSTA	24.621	B.BENDSNEYDE	34.730	B.BALTUS	34.464	21	S.LOWES	2'06.259	2'06.353 (19)
22	A.ZACCONE	32.668	M.SCHROTTER	24.646	B.BALTUS	34.731	M.GONZALEZ	34.474	22	S.KELLY	2'06.687	2'06.800 (22)
23	S.LOWES	32.684	S.KELLY	24.720	M.RAMIREZ	34.747	S.LOWES	34.477	23	A.ZACCONE	2'06.898	2'07.271 (23)
24	J.ALCOBA	32.702	N.ANTONELLI	24.738	Z.VD GOORBER	34.876	L.DALLA PORTA	34.526	24	N.ANTONELLI	2'07.123	2'07.519 (25)

These data/results cannot be reproduced, stored and/or transmitted in whole or in part by any manner of electronic, mechanical, photocopying, recording, broadcasting or otherwise now known or herein after developed without the previous express consent by the copyright owner, except for reproduction in daily press and regular printed publications on sale to the public within 60 days of the event related to those data/results and always provided that copyright symbol appears together as follows below.
© DORNA, 2022



4801 m.

MOTUL GRAND PRIX OF JAPAN

Free Practice Nr. 2

Best Partial Times

Moto2™

IT Ideal Lap Time, sum of the best partial times

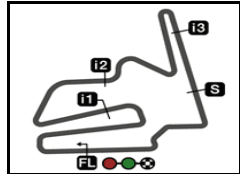
BT Best Lap Time

T1			T2			T3			T4				
<i>Pos</i>	<i>Rider</i>	<i>Time</i>	<i>Rider</i>	<i>Time</i>	<i>Rider</i>	<i>Time</i>	<i>Rider</i>	<i>Time</i>	<i>Pos</i>	<i>Rider</i>	<i>IT</i>	<i>BT</i>	
25	Z.VD GOORBER	32.739	J.ALCOBA	24.785	S.KELLY	34.904	J.ALCOBA	34.570	25	L.DALLA POR	2'07.126	2'07.349 (24)	
26	N.ANTONELLI	32.847	A.ZACCONE	24.886	N.ANTONELLI	34.924	M.RAMIREZ	34.613	26	M.RAMIREZ	2'07.146	2'07.562 (26)	
27	M.RAMIREZ	32.871	Z.VD GOORBER	24.908	L.DALLA PORTA	34.935	N.ANTONELLI	34.614	27	J.ALCOBA	2'07.157	2'07.677 (27)	
28	L.DALLA PORTA	33.045	M.RAMIREZ	24.915	S.CORSI	34.973	A.ZACCONE	34.623	28	Z.VD GOORBE	2'07.261	2'07.752 (28)	
29	S.CORSI	33.183	M.GONZALEZ	25.038	J.ALCOBA	35.100	Z.VD GOORBER	34.738	29	S.CORSI	2'08.310	2'08.311 (29)	
30	M.GONZALEZ	33.356	S.CORSI	25.139	M.GONZALEZ	35.507	S.CORSI	35.015	30	M.GONZALEZ	2'08.375	2'08.375 (30)	

These data/results cannot be reproduced, stored and/or transmitted in whole or in part by any manner of electronic, mechanical, photocopying, recording, broadcasting or otherwise now known or herein after developed without the previous express consent by the copyright owner, except for reproduction in daily press and regular printed publications on sale to the public within 60 days of the event related to those data/results and always provided that copyright symbol appears together as follows below.
© DORNA, 2022

Official MotoGP Timing by **TISSOT**
www.motogp.com





4801 m.

MOTUL GRAND PRIX OF JAPAN

Free Practice Nr. 2

Fastest Laps Sequence

<i>Practice Time</i>	 <i>Rider</i>	<i>Nation</i>	<i>Motorcycle</i>	<i>Time</i>	<i>Km/h</i>	<i>Rider's Lap</i>
4'47.081	14 Tony ARBOLINO	ITA	KALEX	2'12.190	130.7	2
4'51.336	81 Keminth KUBO	THA	KALEX	2'09.909	133.0	2
5'06.149	21 Alonso LOPEZ	SPA	BOSCOSCURO	2'09.621	133.3	2
6'14.428	12 Filip SALAC	CZE	KALEX	2'09.213	133.7	2
7'02.002	29 Taiga HADA	JPN	KALEX	2'08.700	134.2	3
9'04.060	14 Tony ARBOLINO	ITA	KALEX	2'07.698	135.3	4
9'09.611	29 Taiga HADA	JPN	KALEX	2'07.609	135.4	4
9'42.023	13 Celestino VIETTI	ITA	KALEX	2'07.270	135.8	4
9'47.131	54 Fermín ALDEGUER	SPA	BOSCOSCURO	2'06.075	137.0	4
10'27.666	12 Filip SALAC	CZE	KALEX	2'05.776	137.4	4
27'24.506	12 Filip SALAC	CZE	KALEX	2'05.268	137.9	9
34'56.264	14 Tony ARBOLINO	ITA	KALEX	2'04.747	138.5	13
40'29.217	54 Fermín ALDEGUER	SPA	BOSCOSCURO	2'04.479	138.8	16

These data/results cannot be reproduced, stored and/or transmitted in whole or in part by any manner of electronic, mechanical, photocopying, recording, broadcasting or otherwise now known or herein after developed without the previous express consent by the copyright owner, except for reproduction in daily press and regular printed publications on sale to the public within 60 days of the event related to those data/results and always provided that copyright symbol appears together as follows below.

© DORNA, 2022

Official MotoGP Timing by TISSOT
www.motogp.com

Motegi, Saturday, September 24, 2022

