



5077 m.

GRAN PREMIO ANIMOCA BRANDS DE ARAGÓN

Free Practice Nr. 2

Classification

6

	Rider	Nation	Team	Motorcycle	Time	Lap Total	Gap	Top Speed
1	89 Jorge MARTIN	SPA	Prima Pramac Racing	DUCATI	1'47.402	16 18		346.1
2	20 Fabio QUARTARARO	FRA	Monster Energy Yamaha MotoGP	YAMAHA	1'47.476	16 18	0.074 0.074	344.0
3	5 Johann ZARCO	FRA	Prima Pramac Racing	DUCATI	1'47.509	18 19	0.107 0.033	344.0
4	23 Enea BASTIANINI	ITA	Gresini Racing MotoGP	DUCATI	1'47.583	17 17	0.181 0.074	349.5
5	63 Francesco BAGNAIA	ITA	Ducati Lenovo Team	DUCATI	1'47.639	18 18	0.237 0.056	349.5
6	42 Alex RINS	SPA	Team SUZUKI ECSTAR	SUZUKI	1'47.665	17 19	0.263 0.026	344.0
7	12 Maverick VIÑALES	SPA	Aprilia Racing	APRILIA	1'47.678	15 17	0.276 0.013	344.0
8	93 Marc MARQUEZ	SPA	Repsol Honda Team	HONDA	1'47.761	14 15	0.359 0.083	346.1
9	43 Jack MILLER	AUS	Ducati Lenovo Team	DUCATI	1'47.800	16 16	0.398 0.039	346.1
10	10 Luca MARINI	ITA	Mooney VR46 Racing Team	DUCATI	1'47.893	3 17	0.491 0.093	346.1
11	30 Takaaki NAKAGAMI	JPN	LCR Honda IDEMITSU	HONDA	1'47.911	16 19	0.509 0.018	340.7
12	33 Brad BINDER	RSA	Red Bull KTM Factory Racing	KTM	1'47.912	15 16	0.510 0.001	345.0
13	41 Aleix ESPARGARO	SPA	Aprilia Racing	APRILIA	1'47.951	4 12	0.549 0.039	344.0
14	21 Franco MORBIDELLI	ITA	Monster Energy Yamaha MotoGP	YAMAHA	1'48.002	15 17	0.600 0.051	344.0
15	88 Miguel OLIVEIRA	POR	Red Bull KTM Factory Racing	KTM	1'48.042	17 17	0.640 0.040	342.9
16	49 Fabio DI GIANNANTONIO	ITA	Gresini Racing MotoGP	DUCATI	1'48.229	14 15	0.827 0.187	344.0
17	72 Marco BEZZECCHI	ITA	Mooney VR46 Racing Team	DUCATI	1'48.475	16 16	1.073 0.246	345.0
18	73 Alex MARQUEZ	SPA	LCR Honda CASTROL	HONDA	1'48.521	4 17	1.119 0.046	340.7
19	35 Cal CRUTCHLOW	GBR	WithU Yamaha RNF MotoGP Tea	YAMAHA	1'48.531	18 18	1.129 0.010	344.0
20	40 Darryn BINDER	RSA	WithU Yamaha RNF MotoGP Tea	YAMAHA	1'48.618	15 17	1.216 0.087	344.0
21	36 Joan MIR	SPA	Team SUZUKI ECSTAR	SUZUKI	1'48.621	16 17	1.219 0.003	344.0
22	25 Raul FERNANDEZ	SPA	Tech3 KTM Factory Racing	KTM	1'48.688	3 16	1.286 0.067	345.0
23	44 Po ESPARGARO	SPA	Repsol Honda Team	HONDA	1'48.743	5 18	1.341 0.055	345.0
24	87 Remy GARDNER	AUS	Tech3 KTM Factory Racing	KTM	1'48.752	16 17	1.350 0.009	337.5

Practice condition: Dry

Air: 25°

Humidity: 50%

Ground: 41°

Fastest Lap:	Lap: 16	Jorge MARTIN	1'47.402	170.1 Km/h
Best Race Lap:	2020	Franco MORBIDELLI	1'48.089	169.0 Km/h
All Time Lap Record:	2021	Francesco BAGNAIA	1'46.322	171.9 Km/h

The results are provisional until the end of the limit for protest and appeals.

Time limit for protest expires 30' after publication of the results - Time:

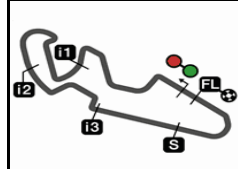
These data/results cannot be reproduced, stored and/or transmitted in whole or in part by any manner of electronic, mechanical, photocopying, recording, broadcasting or otherwise now known or herein after developed without the previous express consent by the copyright owner, except for reproduction in daily press and regular printed publications on sale to the public within 60 days of the event related to those data/results and always provided that copyright symbol appears together as follows below.

© DORNA, 2022

Official MotoGP Timing by TISSOT
www.motogp.com

Alcañiz, Friday, September 16, 2022






5077 m.

GRAN PREMIO ANIMOCA BRANDS DE ARAGÓN

Free Practice Nr. 2

Combined Free Practice Times

7

	Rider	Nation	Team	MOTORCYCLE	FP1	FP2	Gap
1	89 J.MARTIN	SPA	Prima Pramac Racing	DUCATI	1'49.320 17	1'47.402 16	
2	20 F.QUARTARARO	FRA	Monster Energy Yamaha MotoGP	YAMAHA	1'49.085 5	1'47.476 16	0.074 0.074
3	5 J.ZARCO	FRA	Prima Pramac Racing	DUCATI	1'48.882 4	1'47.509 18	0.107 0.033
4	23 E.BASTIANINI	ITA	Gresini Racing MotoGP	DUCATI	1'48.891 18	1'47.583 17	0.181 0.074
5	63 F.BAGNAIA	ITA	Ducati Lenovo Team	DUCATI	1'48.698 5	1'47.639 18	0.237 0.056
6	42 A.RINS	SPA	Team SUZUKI ECSTAR	SUZUKI	1'48.775 12	1'47.665 17	0.263 0.026
7	12 M.VIÑALES	SPA	Aprilia Racing	APRILIA	1'49.357 5	1'47.678 15	0.276 0.013
8	93 M.MARQUEZ	SPA	Repsol Honda Team	HONDA	1'49.207 5	1'47.761 14	0.359 0.083
9	43 J.MILLER	AUS	Ducati Lenovo Team	DUCATI	1'49.322 18	1'47.800 16	0.398 0.039
10	10 L.MARINI	ITA	Mooney VR46 Racing Team	DUCATI	1'49.170 18	1'47.893 3	0.491 0.093
11	30 T.NAKAGAMI	JPN	LCR Honda IDEMITSU	HONDA	1'48.862 17	1'47.911 16	0.509 0.018
12	33 B.BINDER	RSA	Red Bull KTM Factory Racing	KTM	1'49.642 16	1'47.912 15	0.510 0.001
13	41 A.ESPARGARO	SPA	Aprilia Racing	APRILIA	1'48.686 6	1'47.951 4	0.549 0.039
14	21 F.MORBIDELLI	ITA	Monster Energy Yamaha MotoGP	YAMAHA	1'49.088 12	1'48.002 15	0.600 0.051
15	88 M.OLIVEIRA	POR	Red Bull KTM Factory Racing	KTM	1'49.005 7	1'48.042 17	0.640 0.040
16	49 F.DI GIANNANTO	ITA	Gresini Racing MotoGP	DUCATI	1'49.850 5	1'48.229 14	0.827 0.187
17	72 M.BEZZECCHI	ITA	Mooney VR46 Racing Team	DUCATI	1'49.349 15	1'48.475 16	1.073 0.246
18	73 A.MARQUEZ	SPA	LCR Honda CASTROL	HONDA	1'49.490 12	1'48.521 4	1.119 0.046
19	35 C.CRUTCHLOW	GBR	WithU Yamaha RNF MotoGP Team	YAMAHA	1'49.392 5	1'48.531 18	1.129 0.010
20	40 D.BINDER	RSA	WithU Yamaha RNF MotoGP Team	YAMAHA	1'50.370 3	1'48.618 15	1.216 0.087
21	36 J.MIR	SPA	Team SUZUKI ECSTAR	SUZUKI	1'49.447 10	1'48.621 16	1.219 0.003
22	25 R.FERNANDEZ	SPA	Tech3 KTM Factory Racing	KTM	1'50.312 4	1'48.688 3	1.286 0.067
23	44 P.ESPARGARO	SPA	Repsol Honda Team	HONDA	1'49.515 4	1'48.743 5	1.341 0.055
24	87 R.GARDNER	AUS	Tech3 KTM Factory Racing	KTM	1'50.249 17	1'48.752 16	1.350 0.009

Pole Position Record:	2021	Francesco BAGNAIA	1'46.322	171.9 Km/h
Best Race Lap:	2020	Franco MORBIDELLI	1'48.089	169.0 Km/h
All Time Lap Record:	2021	Francesco BAGNAIA	1'46.322	171.9 Km/h

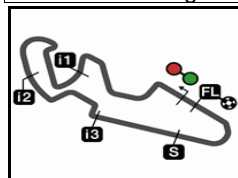
The results are provisional until the end of the limit for protest and appeals.

Time limit for protest expires 60' after publication of the results - Time:

These data/results cannot be reproduced, stored and/or transmitted in whole or in part by any manner of electronic, mechanical, photocopying, recording, broadcasting or otherwise now known or herein after developed without the previous express consent by the copyright owner, except for reproduction in daily press and regular printed publications on sale to the public within 60 days of the event related to those data/results and always provided that copyright symbol appears together as follows below.

© DORNA, 2022





5077 m.

GRAN PREMIO ANIMOCA BRANDS DE ARAGÓN

Free Practice Nr. 2

Top Speed & Average

8



Rider	Nation	Motorcycle	Top 5 speeds					Average	Top
23 Enea BASTIANINI	ITA	DUCATI	349.5	347.3	346.1	345.0	344.0	346.4	349.5
63 Francesco BAGNAIA	ITA	DUCATI	349.5	346.1	346.1	345.0	345.0	346.1	349.5
10 Luca MARINI	ITA	DUCATI	346.1	345.0	344.0	344.0	342.9	344.2	346.1
43 Jack MILLER	AUS	DUCATI	346.1	345.0	344.0	344.0	344.0	344.4	346.1
89 Jorge MARTIN	SPA	DUCATI	346.1	346.1	345.0	344.0	344.0	345.0	346.1
93 Marc MARQUEZ	SPA	HONDA	346.1	346.1	345.0	345.0	342.9	345.0	346.1
25 Raul FERNANDEZ	SPA	KTM	345.0	342.9	341.8	340.7	340.7	342.2	345.0
33 Brad BINDER	RSA	KTM	345.0	345.0	345.0	344.0	342.9	344.4	345.0
44 Pol ESPARGARO	SPA	HONDA	345.0	342.9	342.9	341.8	341.8	342.7	345.0
72 Marco BEZZECCHI	ITA	DUCATI	345.0	345.0	345.0	344.0	344.0	344.5	345.0
5 Johann ZARCO	FRA	DUCATI	344.0	342.9	341.8	340.7	340.7	341.5	344.0
12 Maverick VIÑALES	SPA	APRILIA	344.0	342.9	342.9	341.8	341.8	342.7	344.0
20 Fabio QUARTARARO	FRA	YAMAHA	344.0	342.9	342.9	341.8	340.7	342.2	344.0
21 Franco MORBIDELLI	ITA	YAMAHA	344.0	342.9	342.9	338.6	336.5	338.7	344.0
35 Cal CRUTCHLOW	GBR	YAMAHA	344.0	342.9	341.8	341.8	341.8	342.5	344.0
36 Joan MIR	SPA	SUZUKI	344.0	344.0	344.0	342.9	342.9	343.3	344.0
40 Darryn BINDER	RSA	YAMAHA	344.0	342.9	342.9	341.8	341.8	342.5	344.0
41 Aleix ESPARGARO	SPA	APRILIA	344.0	344.0	344.0	344.0	341.8	343.1	344.0
42 Alex RINS	SPA	SUZUKI	344.0	342.9	342.9	342.9	342.9	343.1	344.0
49 Fabio DI GIANNANTONIO	ITA	DUCATI	344.0	341.8	341.8	340.7	340.7	341.8	344.0
88 Miguel OLIVEIRA	POR	KTM	342.9	341.8	340.7	339.6	339.6	340.7	342.9
30 Takaaki NAKAGAMI	JPN	HONDA	340.7	339.6	339.6	338.6	338.6	339.0	340.7
73 Alex MARQUEZ	SPA	HONDA	340.7	340.7	340.7	339.6	339.6	339.9	340.7
87 Remy GARDNER	AUS	KTM	337.5	336.5	336.5	335.4	333.4	335.9	337.5

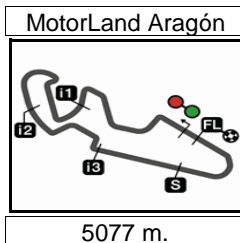
These data/results cannot be reproduced, stored and/or transmitted in whole or in part by any manner of electronic, mechanical, photocopying, recording, broadcasting or otherwise now known or herein after developed without the previous express consent by the copyright owner, except for reproduction in daily press and regular printed publications on sale to the public within 60 days of the event related to those data/results and always provided that copyright symbol appears together as follows below.

© DORNA, 2022

Official MotoGP Timing by TISSOT
www.motogp.com



Alcañiz, Friday, September 16, 2022



GRAN PREMIO ANIMOCA BRANDS DE ARAGÓN

Free Practice Nr. 2

Chronological Analysis of Performances

9

* Lap / Sector time cancelled **T1** Time from finish line to 1st intermediate **T3** Time from 2nd intermed. to 3rd intermed.
P Crossing the finish line in pit lane **T2** Time from 1st intermed. to 2nd intermed. **T4** Time from 3rd intermediate to finish line
 **Tyre data subject to further updates

Lap	Lap Time	T1	T2	T3	T4	Speed	Lap	Lap Time	T1	T2	T3	T4	Speed		
1st 89 Jorge MARTIN DUCATI SPA							11	1'48.853	31.197	30.716	21.329	25.611	335.4		
Prima Pramac Racing							12	1'48.540	31.031	30.736	21.173	25.600	336.5		
Runs=2 Total laps=18 Full laps=12							13	1'48.574	31.016	30.728	21.167	25.663	340.7		
Run #	1	Front Tyre	Slick-Hard	Rear Tyre	Slick-Medium		Run #	3	Front Tyre	Slick-Hard	Rear Tyre	Slick-Soft			
			New Tyre		New Tyre					New Tyre		New Tyre			
1	2'02.882		29.367	32.415	21.694	25.487	339.6	15	8'48.804		27.832	31.598	21.158	25.561	339.6
2	1'49.147		31.514	31.173	21.301	25.159	340.7	16	1'47.476		30.861	30.329	20.963	25.323	340.7
3	1'48.185		31.201	30.755	21.070	25.159	344.0	17	1'47.699		30.810	30.562	20.982	25.345	344.0
4	1'50.530		31.372	31.183	22.501	25.474	340.7	18	2'03.694		36.180	40.369	21.215	25.930	342.9
5	1'48.495		31.285	30.714	21.105	25.391	341.8	3rd 5 Johann ZARCO DUCATI FRA							
6	1'49.973 *		31.277	30.901	22.224*	25.571	339.6	Prima Pramac Racing							
7	1'48.894		31.301	30.811	21.288	25.494	340.7	Runs=2 Total laps=19 Full laps=13							
8	1'57.185 P		33.621	31.730	22.404	29.430	339.6	Run #	1	Front Tyre	Slick-Medium	Rear Tyre	Slick-Medium		
											New Tyre		New Tyre		
Run #	2	Front Tyre	Slick-Hard	Rear Tyre	Slick-Medium		Run #	2	Front Tyre	Slick-Hard	Rear Tyre	Slick-Medium			
			8 Laps at start		8 Laps at start					New Tyre		8 Laps at start			
9	7'20.804		31.306	31.663	21.689	25.858	333.4	1	2'29.347		30.544	32.596	22.432	25.406	340.7
10	1'50.160		31.637	31.058	22.027	25.438	344.0	2	1'49.077		31.619	30.727	21.575	25.156	340.7
11	1'49.572		31.233	30.863	21.464	26.012	325.4	3	1'48.227		31.303	30.557	21.163	25.204	339.6
12	1'48.698		31.174	30.946	21.239	25.339	342.9	4	1'49.818		31.405	31.408	21.606	25.399	339.6
13	1'49.169		31.454	30.957	21.248	25.510	342.9	5	1'52.885		31.377	34.211	21.745	25.552	338.6
14	1'56.293 P		35.075	31.694	21.992	27.532	338.6	6	1'49.846 *		31.356	30.953	21.842*	25.695	337.5
Run #	3	Front Tyre	Slick-Hard	Rear Tyre	Slick-Soft		Run #	3	Front Tyre	Slick-Hard	Rear Tyre	Slick-Medium			
			New Tyre		New Tyre					New Tyre		8 Laps at start			
15	8'58.566		28.770	31.459	21.390	25.350	345.0	9	7'51.264		31.152	32.851	21.855	25.480	338.6
16	1'47.402		31.019	30.400	20.898	25.085	346.1	10	1'50.330		32.156	31.257	21.584	25.333	338.6
17	1'47.506		30.917	30.505	20.969	25.115	346.1	11	1'51.512		31.570	31.007	23.592	25.343	340.7
18	1'53.422		33.935	31.568	22.103	25.816	339.6	12	1'48.421		31.291	30.633	21.236	25.261	344.0
2nd 20 Fabio QUARTARARO YAMAHA FRA							13	1'58.835		31.566	39.492	22.504	25.273	339.6	
Monster Energy Yamaha MotoGP							14	1'48.343		31.221	30.695	21.116	25.311	340.7	
Runs=2 Total laps=18 Full laps=12							15	1'58.890 P		35.754	32.863	22.305	27.968	337.5	
Run #	1	Front Tyre	Slick-Hard	Rear Tyre	Slick-Medium		Run #	2	Front Tyre	Slick-Hard	Rear Tyre	Slick-Medium			
			New Tyre		New Tyre					New Tyre		8 Laps at start			
1	3'10.051		29.069	33.346	21.950	25.896	335.4	9	7'51.264		31.152	32.851	21.855	25.480	338.6
2	1'49.518		31.951	30.881	21.332	25.354	338.6	10	1'50.330		32.156	31.257	21.584	25.333	338.6
3	1'48.165		30.998	30.713	21.087	25.367	339.6	11	1'51.512		31.570	31.007	23.592	25.343	340.7
4	1'47.873		30.892	30.492	21.070	25.419	337.5	12	1'48.421		31.291	30.633	21.236	25.261	344.0
5	1'50.163 *		30.912	30.608	22.242*	26.401	335.4	13	1'58.835		31.566	39.492	22.504	25.273	339.6
6	1'48.329		31.126	30.699	21.110	25.394	338.6	14	1'48.343		31.221	30.695	21.116	25.311	340.7
7	1'52.230 P		30.949	30.664	21.142	29.475	337.5	15	1'58.890 P		35.754	32.863	22.305	27.968	337.5
Run #	2	Front Tyre	Slick-Hard	Rear Tyre	Slick-Medium		Run #	3	Front Tyre	Slick-Hard	Rear Tyre	Slick-Soft			
			7 Laps at start		7 Laps at start					7 Laps at start		New Tyre			
8	6'31.431		31.190	32.047	21.717	26.549	341.8	16	6'26.791		28.679	31.497	21.570	25.141	340.7
9	1'48.975		31.429	30.906	21.173	25.467	342.9	17	1'47.857		31.175	30.570	21.013	25.099	341.8
10	1'51.888		31.324	31.016	21.208	28.340	277.8	18	1'47.509		30.948	30.411	21.014	25.136	342.9
Fastest Lap: Jorge MARTIN Prima Pramac Racing SPA 1'47.402 31.019 30.400 20.898 25.085							19	2'00.345		35.191	37.607	22.020	25.527	339.6	

These data/results cannot be reproduced, stored and/or transmitted in whole or in part by any manner of electronic, mechanical, photocopying, recording, broadcasting or otherwise now known or herein after developed without the previous express consent by the copyright owner, except for reproduction in daily press and regular printed publications on sale to the public within 60 days of the event related to those data/results and always provided that copyright symbol appears together as follows below.
 © DORNA, 2022



Free Practice Nr. 2

MotoGP

Lap	Lap Time	T1	T2	T3	T4	Speed	Lap	Lap Time	T1	T2	T3	T4	Speed		
4th	23	Enea BASTIANINI DUCATI ITA Gresini Racing MotoGP						6th	42	Alex RINS SUZUKI SPA Team SUZUKI ECSTAR					
Runs=2 Total laps=17 Full laps=11							Runs=2 Total laps=19 Full laps=12								
Run #	1	Front Tyre	Slick-Hard	Rear Tyre	Slick-Medium		Run #	1	Front Tyre	Slick-Medium	Rear Tyre	Slick-Medium			
			New Tyre		New Tyre					New Tyre		New Tyre			
1	2'34.044	30.476	32.846	21.626	25.774	340.7	1	2'39.366	29.991	32.472	21.926	37.082	342.9		
2	1'54.000	31.511	35.746	21.339	25.404	346.1	2	1'50.314	32.098	31.320	21.404	25.492	341.8		
3	1'49.910	31.283	30.647	21.142	26.838	349.5	3	1'49.494	31.147	31.788	21.296	25.263	342.9		
4	1'48.093	31.187	30.656	20.953	25.297	345.0	4	1'48.171 *	30.935	30.782*	21.045	25.409	342.9		
5	1'48.166	31.173	30.699	20.939	25.355	341.8	5	1'48.190	31.055	30.706	21.179	25.250	342.9		
6	1'59.823 *	34.676	37.795*	21.806*	25.546	341.8	6	1'48.789 *	31.208	30.873	21.222*	25.486	339.6		
7	1'48.063	31.222	30.671	20.950	25.220	347.3	7	1'48.620	31.112	30.845	21.186	25.477	340.7		
8	1'52.354 P	32.303	31.165	21.593	27.293	342.9	8	1'57.487 P	35.558	32.308	21.781	27.840	338.6		
Run #	2	Front Tyre	Slick-Hard	Rear Tyre	Slick-Medium		Run #	2	Front Tyre	Slick-Hard	Rear Tyre	Slick-Medium			
			8 Laps at start		8 Laps at start					New Tyre		8 Laps at start			
9	10'28.803	29.659	31.865	23.233	25.708	339.6	9	6'46.146	29.372	31.870	21.742	25.594	339.6		
10	1'48.800	31.458	30.853	20.966	25.523	340.7	10	1'49.321	31.540	30.876	21.404	25.501	338.6		
11	1'48.592	31.343	30.794	20.961	25.494	344.0	11	1'48.639	31.155	30.879	21.144	25.461	338.6		
12	1'56.517	31.267	30.874	26.181	28.195	300.1	12	1'48.249	30.988	30.800	21.133	25.328	339.6		
13	1'49.209	31.505	30.905	21.159	25.640	341.8	13	1'48.312	31.055	30.741	21.076	25.440	339.6		
14	1'50.357 P	31.233	30.868	21.059	27.197	341.8	14	1'48.610	31.119	30.833	21.156	25.502	339.6		
Run #	3	Front Tyre	Slick-Hard	Rear Tyre	Slick-Soft		Run #	3	Front Tyre	Slick-Soft	Rear Tyre	Slick-Soft			
			New Tyre		New Tyre					New Tyre		New Tyre			
15	7'38.461	29.054	32.100	21.330	25.446	342.9	15	1'57.946 P	35.206	32.767	22.019	27.954	338.6		
16	1'47.916	31.138	30.492	20.973	25.313	342.9	16	6'31.653	28.862	31.422	21.266	25.207	342.9		
17	1'47.583	30.957	30.554	20.702	25.370	342.9	17	1'47.665	30.991	30.528	20.973	25.173	344.0		
							18	1'47.871	30.866	30.574	21.098	25.333	342.9		
							19	2'02.406	40.258	34.737	21.573	25.838	340.7		
5th	63	Francesco BAGNAIA DUCATI ITA Ducati Lenovo Team						7th	12	Maverick VIÑALES APRILIA SPA Aprilia Racing					
Runs=2 Total laps=18 Full laps=10							Runs=2 Total laps=17 Full laps=9								
Run #	1	Front Tyre	Slick-Hard	Rear Tyre	Slick-Medium		Run #	1	Front Tyre	Slick-Hard	Rear Tyre	Slick-Medium			
			New Tyre		New Tyre					New Tyre		New Tyre			
1	2'48.419	30.451	32.550	21.762	25.624	340.7	1	2'36.600	28.022	31.960	21.805	25.372	340.7		
2	1'48.808 *	31.675	30.730	21.127	25.276*	342.9	2	1'49.357	31.692	31.140	21.149	25.376	341.8		
3	1'47.853	31.084	30.517	21.046	25.206	346.1	3	1'48.101	31.234	30.601	20.998	25.268	342.9		
4	1'48.237	31.175	30.655	21.126	25.281	342.9	4	1'47.840 *	31.024	30.473	20.965	25.378*	344.0		
5	1'48.327 *	31.051	30.589	21.359*	25.328*	342.9	5	2'01.915 *	33.033	32.484	30.809*	25.589*	339.6		
6	1'48.384 *	31.192	30.729	21.186*	25.277	345.0	6	1'49.808 *	31.211	31.303	21.860*	25.434	338.6		
7	1'59.496	41.493	31.608	21.156	25.239	345.0	7	1'47.842	31.044	30.456	20.958	25.384	340.7		
8	1'50.504 P	31.265	30.777	21.272	27.190	349.5	8	1'51.598 P	31.215	31.503	21.651	27.229	336.5		
Run #	2	Front Tyre	Slick-Hard	Rear Tyre	Slick-Medium		Run #	2	Front Tyre	Slick-Hard	Rear Tyre	Slick-Medium			
			8 Laps at start		8 Laps at start					New Tyre		8 Laps at start			
9	7'04.864	30.354	31.516	21.451	25.566	341.8	9	7'26.312	27.950	32.262	21.880	25.683	339.6		
10	1'48.869	31.504	30.769	21.199	25.397	342.9	10	1'49.129	31.306	30.908	21.408	25.507	338.6		
11	1'48.611	31.326	30.748	21.144	25.393	344.0	11	1'48.315	31.094	30.705	21.070	25.446	339.6		
12	1'48.449	31.364	30.769	21.027	25.289	342.9	12	1'50.331	31.151	32.421	21.298	25.461	339.6		
13	1'48.527	31.314	30.742	21.097	25.374	344.0	13	1'51.698 P	31.217	30.872	21.281	28.328	339.6		
14	1'57.893 P	36.280	32.143	21.902	27.568	342.9									
Run #	3	Front Tyre	Slick-Hard	Rear Tyre	Slick-Soft		Run #	3	Front Tyre	Slick-Hard	Rear Tyre	Slick-Soft			
			New Tyre		New Tyre					New Tyre		New Tyre			
15	7'51.727	29.389	31.303	21.233	25.310	341.8	14	10'24.714	27.570	32.431	21.388	25.709	340.7		
16	1'47.676	31.078	30.397	20.970	25.231	342.9	15	1'47.678	31.011	30.369	21.027	25.271	341.8		
17	1'57.612	36.814	34.196	21.299	25.303	346.1	16	1'47.843	31.032	30.468	20.967	25.376	342.9		
18	1'47.639	30.967	30.538	20.849	25.285	345.0	17	1'52.606	35.329	30.821	21.061	25.395	340.7		

Fastest Lap: Jorge MARTIN Prima Pramac Racing SPA **1'47.402** 31.019 30.400 20.898 25.085

These data/results cannot be reproduced, stored and/or transmitted in whole or in part by any manner of electronic, mechanical, photocopying, recording, broadcasting or otherwise now known or herein after developed without the previous express consent by the copyright owner, except for reproduction in daily press and regular printed publications on sale to the public within 60 days of the event related to those data/results and always provided that copyright symbol appears together as follows below.
© DORNA, 2022

Official MotoGP Timing by TISSOT
www.motogp.com

Alcañiz, Friday, September 16, 2022

Page 2 of 7



Free Practice Nr. 2

MotoGP

Lap	Lap Time	T1	T2	T3	T4	Speed	Lap	Lap Time	T1	T2	T3	T4	Speed	
8th	93	Marc MARQUEZ				HONDA	SPA	1	2'48.700	31.647	32.523	21.914	25.665	339.6
		Repsol Honda Team						2	1'48.956	31.651	30.623	21.263	25.419	345.0
		Runs=2	Total laps=15	Full laps=9			3	1'47.893	31.184	30.387	21.078	25.244	346.1	
<i>Run #</i>	<i>1</i>	<i>Front Tyre</i>	<i>Slick-Hard</i>	<i>Rear Tyre</i>	<i>Slick-Medium</i>		4	1'48.266	31.038	30.599	21.226	25.403	342.9	
		New Tyre		New Tyre			5	1'48.654 *	31.157	30.770	21.226*	25.501*	341.8	
1	2'37.025	29.027	32.677	22.276	25.581	339.6	6	1'48.838 *	31.214	30.756	21.373*	25.495	341.8	
2	1'49.208	31.646	30.935	21.342	25.285	345.0	7	1'48.551	31.151	30.809	21.199	25.392	342.9	
3	1'47.990	31.145	30.579	21.054	25.212	346.1	8	1'59.191 P	37.113	31.589	21.814	28.675	338.6	
4	1'52.143 P	31.078	30.623	21.129	29.313	345.0	<i>Run #</i>	<i>2</i>	<i>Front Tyre</i>	<i>Slick-Hard</i>	<i>Rear Tyre</i>	<i>Slick-Medium</i>		
<i>Run #</i>	<i>2</i>	<i>Front Tyre</i>	<i>Slick-Hard</i>	<i>Rear Tyre</i>	<i>Slick-Medium</i>			8 Laps at start				8 Laps at start		
		4 Laps at start		4 Laps at start			9	8'47.287	31.682	32.726	25.232	28.027	305.2	
5	12'38.914	29.262	32.347	22.063	25.726	339.6	10	1'56.714	32.418	32.146	24.931	27.219	320.5	
6	1'51.085 *	32.048	31.524*	21.986	25.527	339.6	11	1'49.535	31.634	30.961	21.340	25.600	340.7	
7	1'49.090	31.491	30.885	21.364	25.350	340.7	12	1'49.285	31.571	30.938	21.307	25.469	344.0	
8	1'48.577	31.237	30.684	21.169	25.487	338.6	13	1'50.983 P	31.426	30.919	21.450	27.188	344.0	
9	1'48.709	31.279	30.798	21.262	25.370	339.6	<i>Run #</i>	<i>3</i>	<i>Front Tyre</i>	<i>Slick-Medium</i>	<i>Rear Tyre</i>	<i>Slick-Soft</i>		
10	1'54.545	32.941	34.205	21.873	25.526	340.7		New Tyre		New Tyre				
11	1'54.781 P	32.865	32.475	22.057	27.384	341.8	14	7'58.024	28.759	31.711	21.521	25.477	340.7	
<i>Run #</i>	<i>3</i>	<i>Front Tyre</i>	<i>Slick-Hard</i>	<i>Rear Tyre</i>	<i>Slick-Soft</i>		15	1'48.121	31.218	30.469	21.085	25.349	337.5	
		New Tyre		New Tyre			16	1'48.247	31.115	30.541	21.187	25.404	341.8	
12	8'19.911	31.144	33.663	21.579	25.407	340.7	17	1'48.687	31.324	30.662	21.231	25.470	339.6	
13	2'04.701	32.933	36.814	23.762	31.192	225.2	11th	30	Takaaki NAKAGAMI				HONDA	JPN
14	1'47.761	30.977	30.322	21.012	25.450	346.1		LCR Honda IDEMITSU						
15	1'59.198	33.069	38.963	21.797	25.369	342.9		Runs=2	Total laps=19	Full laps=13				
9th	43	Jack MILLER				DUCATI	AUS	<i>Run #</i>	<i>1</i>	<i>Front Tyre</i>	<i>Slick-Hard</i>	<i>Rear Tyre</i>	<i>Slick-Medium</i>	
		Ducati Lenovo Team						New Tyre		New Tyre				
		Runs=2	Total laps=16	Full laps=10			1	2'25.093	32.582	33.200	22.552	25.775	336.5	
<i>Run #</i>	<i>1</i>	<i>Front Tyre</i>	<i>Slick-Hard</i>	<i>Rear Tyre</i>	<i>Slick-Medium</i>		2	1'49.625	31.863	31.032	21.333	25.397	338.6	
		New Tyre		New Tyre			3	1'48.205	31.154	30.540	21.183	25.328	338.6	
1	2'35.164	30.728	32.351	21.963	25.560	344.0	4	1'48.139	31.099	30.630	21.099	25.311	338.6	
2	1'49.383	31.675	31.172	21.216	25.320	344.0	5	1'47.992	30.997	30.616	21.048	25.331	337.5	
3	1'48.354	31.178	30.791	21.147	25.238	344.0	6	1'55.374 P	34.131	31.272	21.657*	28.314	337.5	
4	1'48.305	31.186	30.717	21.047	25.355	345.0	<i>Run #</i>	<i>2</i>	<i>Front Tyre</i>	<i>Slick-Hard</i>	<i>Rear Tyre</i>	<i>Slick-Medium</i>		
5	2'10.903 *	51.147	32.518	21.949*	25.289*	342.9		6 Laps at start		6 Laps at start				
6	1'56.269 P	31.246	30.627	21.202	33.194	344.0	7	6'43.845	29.907	32.039	21.986	25.777	337.5	
<i>Run #</i>	<i>2</i>	<i>Front Tyre</i>	<i>Slick-Hard</i>	<i>Rear Tyre</i>	<i>Slick-Medium</i>		8	1'49.256	31.527	30.951	21.343	25.435	338.6	
		6 Laps at start		6 Laps at start			9	1'49.455	31.094	30.764	21.159	26.438	338.6	
7	10'37.918	28.430	31.329	21.517	25.457	340.7	10	1'48.822	31.294	30.787	21.226	25.515	337.5	
8	1'48.710	31.252	30.763	21.225	25.470	342.9	11	1'48.721 *	31.095	30.730	21.133	25.763*	335.4	
9	1'48.505	31.157	30.882	21.076	25.390	342.9	12	1'53.580	33.725	32.511	21.702	25.642	336.5	
10	1'49.135	31.370	30.899	21.418	25.448	346.1	13	1'54.993 P	31.337	32.566	22.412	28.678	337.5	
11	1'48.894	31.369	30.830	21.198	25.497	342.9	<i>Run #</i>	<i>3</i>	<i>Front Tyre</i>	<i>Slick-Medium</i>	<i>Rear Tyre</i>	<i>Slick-Soft</i>		
12	1'58.818 P	36.701	32.301	21.903	27.913	342.9		New Tyre		New Tyre				
<i>Run #</i>	<i>3</i>	<i>Front Tyre</i>	<i>Slick-Soft</i>	<i>Rear Tyre</i>	<i>Slick-Soft</i>		14	7'46.165	31.472	33.860	22.218	25.774	336.5	
		New Tyre		New Tyre			15	1'48.309	31.330	30.589	21.073	25.317	339.6	
13	9'18.040	33.204	32.034	22.599	27.870	322.5	16	1'47.911	30.904	30.572	21.045	25.390	338.6	
14	1'52.835	33.538	32.206	21.766	25.325	344.0	17	2'00.876	35.113	37.732	22.484	25.547	340.7	
15	1'47.948	31.029	30.552	20.950	25.417	341.8	18	1'48.353	31.119	30.634	21.191	25.409	339.6	
16	1'47.800	30.902	30.576	21.014	25.308	342.9	19	1'48.087	30.939	30.644	21.041	25.463	338.6	
10th	10	Luca MARINI				DUCATI	ITA							
		Mooney VR46 Racing Team												
		Runs=2	Total laps=17	Full laps=10										
<i>Run #</i>	<i>1</i>	<i>Front Tyre</i>	<i>Slick-Hard</i>	<i>Rear Tyre</i>	<i>Slick-Medium</i>									
		New Tyre		New Tyre										

Fastest Lap: Jorge MARTIN Prima Pramac Racing SPA **1'47.402** 31.019 30.400 20.898 25.085

These data/results cannot be reproduced, stored and/or transmitted in whole or in part by any manner of electronic, mechanical, photocopying, recording, broadcasting or otherwise now known or herein after developed without the previous express consent by the copyright owner, except for reproduction in daily press and regular printed publications on sale to the public within 60 days of the event related to those data/results and always provided that copyright symbol appears together as follows below.
© DORNA, 2022

Official MotoGP Timing by TISSOT
www.motogp.com

Alcañiz, Friday, September 16, 2022

Page 3 of 7



Free Practice Nr. 2

MotoGP

Lap	Lap Time	T1	T2	T3	T4	Speed	Lap	Lap Time	T1	T2	T3	T4	Speed
12th	33	Brad BINDER					KTM	RSA					
		Red Bull KTM Factory Racing											
		Runs=2	Total laps=16	Full laps=10									
Run #	1	Front Tyre	Slick-Hard	Rear Tyre	Slick-Medium								
		New Tyre		3 Laps at start									
1	2'28.296	32.546	33.430	22.421	25.602	342.9							
2	2'03.204	31.966	43.572	22.096	25.570	345.0							
3	1'48.675	31.281	30.884	21.213	25.297	345.0							
4	1'48.714	31.305	30.784	21.207	25.418	345.0							
5	1'49.025 *	31.265	30.998	21.373*	25.389*	341.8							
6	2'12.022 P	44.353	32.267	21.340	34.062	344.0							
Run #	2	Front Tyre	Slick-Hard	Rear Tyre	Slick-Medium								
		6 Laps at start		9 Laps at start									
7	9'31.117	30.715	41.133	22.125	25.662	338.6							
8	1'50.092	31.982	31.113	21.315	25.682	337.5							
9	1'49.642	31.310	30.909	21.860	25.563	337.5							
10	1'49.453	31.374	31.092	21.439	25.548	337.5							
11	1'49.147	31.357	31.024	21.279	25.487	339.6							
12	2'01.270 P	35.604	32.761	21.874	31.031	339.6							
Run #	3	Front Tyre	Slick-Hard	Rear Tyre	Slick-Soft								
		New Tyre		New Tyre									
13	8'56.212	29.260	31.318	21.527	25.301	338.6							
14	1'47.994	31.173	30.620	20.993	25.208	339.6							
15	1'47.912	31.078	30.564	20.944	25.326	341.8							
16	1'48.146	30.964	30.770	21.092	25.320	340.7							
13th	41	Aleix ESPARGARO					APRILIA	SPA					
		Aprilia Racing											
		Runs=2	Total laps=13	Full laps=10									
Run #	1	Front Tyre	Slick-Hard	Rear Tyre	Slick-Medium								
		New Tyre		New Tyre									
1	2'34.099	30.561	32.590	21.777	25.507	344.0							
2	1'53.847	31.872	33.449	22.656	25.870	341.8							
3	1'48.485	31.247	30.618	21.165	25.455	344.0							
4	1'47.951	30.985	30.594	20.942	25.430	341.8							
		unfinished	31.003	30.405									
Run #	2	Front Tyre	Slick-Hard	Rear Tyre	Slick-Medium								
		New Tyre		14 Laps at start									
5	1'56.779	33.093	33.088	22.692	27.906	302.6							
6	1'51.523	32.641	31.572	21.546	25.764	339.6							
7	1'49.685	31.753	30.896	21.454	25.582	338.6							
8	1'55.724 P	32.770	32.136	22.053	28.765	338.6							
Run #	3	Front Tyre	Slick-Hard	Rear Tyre	Slick-Soft								
		4 Laps at start		New Tyre									
9	10'50.122	29.826	32.547	22.159	25.887	341.8							
10	1'48.050	31.216	30.362	21.167	25.305	344.0							
11	1'48.036	30.968	30.685	21.022	25.361	344.0							
12	2'01.928	38.478	33.390	23.491	26.569	334.4							
15th	88	Miguel OLIVEIRA					KTM	POR					
		Red Bull KTM Factory Racing											
		Runs=2	Total laps=17	Full laps=12									
Run #	1	Front Tyre	Slick-Hard	Rear Tyre	Slick-Medium								
		New Tyre		New Tyre									
1	2'27.630	31.325	32.908	22.126	25.543	338.6							
2	1'52.943	34.453	31.784	21.411	25.295	341.8							
3	1'48.203	31.220	30.639	21.044	25.300	340.7							
4	1'48.100	31.193	30.591	21.066	25.250	342.9							
5	1'48.876	31.259	30.916	21.165	25.536	338.6							
6	1'55.833 P	33.347	33.148	22.339*	26.999	339.6							
Run #	2	Front Tyre	Slick-Hard	Rear Tyre	Slick-Medium								
		6 Laps at start		6 Laps at start									
7	9'10.117	29.305	31.823	21.882	25.638	337.5							
8	1'49.012	31.461	30.806	21.346	25.399	337.5							
9	1'48.725	31.226	30.819	21.319	25.361	338.6							
10	1'48.895	31.240	30.814	21.483	25.358	336.5							
11	1'48.684	31.351	30.762	21.189	25.382	337.5							
12	1'49.172	31.378	30.975	21.336	25.483	337.5							
13	1'54.675 P	34.321	31.657	21.773	26.924	338.6							
Run #	3	Front Tyre	Slick-Hard	Rear Tyre	Slick-Soft								
		New Tyre		New Tyre									
14	8'19.116	30.335	33.098	21.417	25.241	339.6							
15	1'58.047	31.228	30.748	21.253	34.818	339.6							
16	1'52.392	34.455	31.198	21.356	25.383	338.6							
17	1'48.042	31.056	30.623	21.065	25.298	338.6							
16th	49	Fabio DI GIANNANTONI					DUCATI	ITA					
		Gresini Racing MotoGP											
		Runs=2	Total laps=15	Full laps=10									
Run #	1	Front Tyre	Slick-Hard	Rear Tyre	Slick-Medium								
		New Tyre		New Tyre									
1	2'49.339	29.894	32.714	21.938	25.821	338.6							
2	1'48.822	31.409	30.876	21.194	25.343	344.0							
3	1'48.536	31.248	30.731	21.116	25.441	341.8							
4	1'48.864	31.216	30.881	21.204	25.563	338.6							

Fastest Lap: Jorge MARTIN Prima Pramac Racing SPA **1'47.402** 31.019 30.400 20.898 25.085

These data/results cannot be reproduced, stored and/or transmitted in whole or in part by any manner of electronic, mechanical, photocopying, recording, broadcasting or otherwise now known or herein after developed without the previous express consent by the copyright owner, except for reproduction in daily press and regular printed publications on sale to the public within 60 days of the event related to those data/results and always provided that copyright symbol appears together as follows below.
© DORNA, 2022

Official MotoGP Timing by TISSOT
www.motogp.com



Free Practice Nr. 2

MotoGP

Lap	Lap Time	T1	T2	T3	T4	Speed	Lap	Lap Time	T1	T2	T3	T4	Speed
5	1'57.654 P	31.430	35.960*	21.949*	28.315	337.5	8	8'32.843	28.398	31.881	22.171	25.564	339.6
<i>Run # 2</i>	<i>Front Tyre</i>	Slick-Hard		<i>Rear Tyre</i>		Slick-Medium	9	1'54.973	33.505	31.406	21.761	28.301	244.0
		5 Laps at start				5 Laps at start	10	1'49.277	31.511	30.894	21.427	25.445	340.7
6	5'21.940	32.398	31.783	21.656	25.690	336.5	11	1'49.158	31.368	30.797	21.512	25.481	338.6
7	1'49.321	31.478	30.910	21.346	25.587	339.6	12	1'53.436 P	31.437	30.848	22.106	29.045	330.3
8	1'49.221	31.394	30.950	21.218	25.659	339.6	<i>Run # 3</i>	<i>Front Tyre</i>	Slick-Hard		<i>Rear Tyre</i>		Slick-Soft
9	1'49.171	31.324	30.906	21.248	25.693	337.5			New Tyre				New Tyre
10	1'56.972	35.240	33.980	21.808	25.944	335.4	13	9'15.602	29.530	32.263	21.822	25.281	339.6
11	1'51.285 P	31.437	31.064	21.322	27.462	340.7	14	1'49.216 *	31.691	30.820	21.402	25.303*	339.6
<i>Run # 3</i>	<i>Front Tyre</i>	Slick-Hard		<i>Rear Tyre</i>		Slick-Soft	15	1'48.531 *	31.298	30.632	21.251	25.350*	339.6
		New Tyre				New Tyre	16	1'49.067	31.205	30.671	21.161	26.030	340.7
12	15'00.485	29.541	31.936	21.742	25.555	338.6	17	1'48.575	31.368	30.726	21.116	25.365	339.6
13	1'48.473	31.252	30.733	21.136	25.352	340.7	19th 35 Cal CRUTCHLOW YAMAHA GBR						
14	1'48.229	31.044	30.732	21.058	25.395	341.8	WithU Yamaha RNF MotoGP Team						
15	1'48.863	31.217	30.843	21.205	25.598	337.5	Runs=2 Total laps=18 Full laps=10						

17th 72 Marco BEZZECCHI DUCATI ITA						
Mooney VR46 Racing Team						
Runs=2 Total laps=16 Full laps=8						
Run #	1	Front Tyre	Slick-Hard	Rear Tyre	Slick-Medium	
		New Tyre		5 Laps at start		
1	2'50.234	29.291	32.261	21.902	25.631	339.6
2	1'49.277	31.725	31.017	21.233	25.302	345.0
3	1'50.082	31.459	30.791	21.175	26.657	345.0
4	1'49.938	31.276	30.965	21.261	26.436	342.9
5	1'49.949 *	31.475	31.403	21.752*	25.319	342.9
6	1'49.058 *	31.272	30.962	21.362*	25.462	341.8
7	1'54.586 P	31.605	33.621	21.555	27.805	344.0
<i>Run # 2</i>	<i>Front Tyre</i>	Slick-Hard		<i>Rear Tyre</i>		Slick-Medium
		7 Laps at start				12 Laps at start
8	9'21.782	31.714	34.038	21.723	25.673	340.7
9	1'50.412 *	31.635	31.299	21.819	25.659*	341.8
10	1'49.716	31.577	31.048	21.391	25.700	338.6
11	1'49.347	31.383	31.064	21.359	25.541	342.9
12	1'59.680	31.708	39.590	22.682	25.700	342.9
13	1'54.088 P	31.471	31.047	23.685	27.885	344.0
<i>Run # 3</i>	<i>Front Tyre</i>	Slick-Hard		<i>Rear Tyre</i>		Slick-Soft
		New Tyre				New Tyre
14	9'43.861	32.764	33.297	21.678	25.406	344.0
15	1'49.270	31.358	31.191	21.397	25.324	345.0
16	1'48.475	31.228	30.714	21.145	25.388	341.8

18th 73 Alex MARQUEZ HONDA SPA						
LCR Honda CASTROL						
Runs=2 Total laps=17 Full laps=9						
Run #	1	Front Tyre	Slick-Hard	Rear Tyre	Slick-Medium	
		New Tyre		New Tyre		
1	2'07.124	28.445	32.437	22.260	25.555	337.5
2	1'50.115	32.115	31.008	21.645	25.347	339.6
3	1'48.614	31.370	30.786	21.272	25.186	339.6
4	1'48.521	31.233	30.896	21.161	25.231	340.7
5	1'48.816	31.277	30.920	21.251	25.368	339.6
6	1'49.039 *	31.214	30.704	21.708*	25.413	339.6
7	1'51.923 P	31.360	30.886	21.326	28.351	311.3
<i>Run # 2</i>	<i>Front Tyre</i>	Slick-Hard		<i>Rear Tyre</i>		Slick-Medium
		7 Laps at start				7 Laps at start

19th 35 Cal CRUTCHLOW YAMAHA GBR						
WithU Yamaha RNF MotoGP Team						
Runs=2 Total laps=18 Full laps=10						
Run #	1	Front Tyre	Slick-Hard	Rear Tyre	Slick-Hard	
		New Tyre		New Tyre		
1	2'26.698	30.603	35.940	23.086	27.990	330.3
2	2'05.650	38.309	38.543	22.213	26.585	341.8
3	1'50.734	31.893	31.549	21.522	25.770	341.8
4	1'53.362 *	31.607	31.543	24.340*	25.872	340.7
5	1'49.925 *	31.732	31.051	21.436*	25.706*	339.6
6	1'49.671 *	31.659	31.011*	21.389*	25.612	340.7
7	1'49.290	31.493	30.909	21.263	25.625	341.8
8	1'55.967 P	34.002	31.624	21.569	28.772	339.6
<i>Run # 2</i>	<i>Front Tyre</i>	Slick-Hard		<i>Rear Tyre</i>		Slick-Medium
		8 Laps at start				New Tyre
9	6'36.567	29.011	31.929	22.044	25.714	339.6
10	1'48.574	31.223	30.583	21.353	25.415	338.6
11	1'48.970	31.282	30.802	21.143	25.743	336.5
12	1'48.950	31.332	30.743	21.226	25.649	336.5
13	1'55.864	36.438	31.992	21.690	25.744	338.6
14	1'51.427 P	31.408	30.829	21.958	27.232	336.5
<i>Run # 3</i>	<i>Front Tyre</i>	Slick-Hard		<i>Rear Tyre</i>		Slick-Soft
		New Tyre				New Tyre
15	8'59.494	28.506	31.736	21.366	25.603	340.7
16	1'51.325	31.903	32.249	21.751	25.422	344.0
17	1'49.369	31.121	31.552	21.279	25.417	342.9
18	1'48.531	31.191	30.672	21.138	25.530	339.6

20th 40 Darryn BINDER YAMAHA RSA						
WithU Yamaha RNF MotoGP Team						
Runs=2 Total laps=17 Full laps=10						
Run #	1	Front Tyre	Slick-Hard	Rear Tyre	Slick-Medium	
		New Tyre		New Tyre		
1	2'09.883	29.165	32.507	21.981	27.431	340.7
2	1'49.964	31.764	31.045	21.618	25.537	340.7
3	1'49.841	31.578	31.073	21.688	25.502	339.6
4	2'01.866 *	31.625	40.100*	23.859	26.282	333.4
5	1'49.199	31.337	30.961	21.473	25.428	340.7
6	1'49.701 *	31.512	30.949	21.673*	25.567	338.6
7	1'54.370 P	31.599	31.951*	22.566	28.254	338.6
<i>Run # 2</i>	<i>Front Tyre</i>	Slick-Hard		<i>Rear Tyre</i>		Slick-Medium
		7 Laps at start				7 Laps at start
8	8'12.700	28.086	32.038	21.785	25.552	341.8

Fastest Lap: Jorge MARTIN Prima Pramac Racing SPA **1'47.402** 31.019 30.400 20.898 25.085

These data/results cannot be reproduced, stored and/or transmitted in whole or in part by any manner of electronic, mechanical, photocopying, recording, broadcasting or otherwise now known or herein after developed without the previous express consent by the copyright owner, except for reproduction in daily press and regular printed publications on sale to the public within 60 days of the event related to those data/results and always provided that copyright symbol appears together as follows below.
© DORNA, 2022

Official MotoGP Timing by TISSOT
www.motogp.com



Free Practice Nr. 2

MotoGP

Lap	Lap Time	T1	T2	T3	T4	Speed	Lap	Lap Time	T1	T2	T3	T4	Speed
9	1'51.000	31.776	31.452	21.839	25.933	337.5	Run # 3	Front Tyre Slick-Hard	Rear Tyre Slick-Medium	10 Laps at start			
10	1'53.531	35.036	31.575	21.479	25.441	341.8							
11	1'49.359	31.349	31.135	21.424	25.451	341.8	11	8'14.961	29.878	31.999	21.822	25.627	337.5
12	1'49.836	31.601	31.173	21.518	25.544	340.7	12	1'49.834	31.576	31.226	21.456	25.576	335.4
13	1'55.840 P	31.756	34.147*	21.728	28.209	338.6	13	1'58.025 P	35.652	32.188	22.047	28.138	337.5
Run # 3	Front Tyre Slick-Hard	Rear Tyre Slick-Soft											
	New Tyre	New Tyre											
14	9'32.212	28.226	31.579	21.570	<u>25.360</u>	342.9	14	5'40.916 *	33.685	40.641*	22.432	34.999	340.7
15	<u>1'48.618</u>	31.198	<u>30.732</u>	<u>21.247</u>	25.441	<u>344.0</u>	15	2'02.944	33.118	35.519	28.858	25.449	<u>345.0</u>
16	1'50.042	<u>31.197</u>	31.007	21.326	26.512	342.9	16	1'50.774	31.508	30.863	22.853	25.550	336.5
17	1'50.202	31.721	31.290	21.558	25.633	339.6							

21st 36 **Joan MIR** SUZUKI SPA
Team SUZUKI ECSTAR

Run #	1	Front Tyre	Slick-Medium	Rear Tyre	Slick-Medium	Speed
Runs=2 Total laps=17 Full laps=11						
3 Laps at start						
1	2'01.128	30.087	32.606	22.053	25.834	340.7
2	1'50.054	31.960	31.149	21.459	25.486	342.9
3	1'48.805	31.364	30.805	21.257	25.379	342.9
4	1'49.125	31.421	30.975	21.341	25.388	342.9
5	1'49.176	31.447	30.913	21.304	25.512	341.8
6	1'54.914 *	34.746	33.028	21.638*	25.502	<u>344.0</u>
7	1'48.938	31.452	30.851	21.231	25.404	342.9
8	1'57.568 P	33.181	32.659	22.161	29.567	332.3
Run # 2	Front Tyre Slick-Hard	Rear Tyre Slick-Medium				
	New Tyre	8 Laps at start				
9	7'51.304	28.684	31.927	21.684	25.569	340.7
10	1'49.432	31.537	30.977	21.499	25.419	342.9
11	1'48.802	31.313	30.874	21.245	25.370	339.6
12	1'48.630	<u>31.248</u>	30.814	21.254	<u>25.314</u>	342.9
13	2'02.480 P	38.387	33.732	21.464	28.897	344.0
Run # 3	Front Tyre Slick-Hard	Rear Tyre Slick-Soft				
	5 Laps at start	New Tyre				
14	9'07.625	28.740	31.667	21.599	25.709	341.8
15	1'49.144	31.519	30.813	21.395	25.417	340.7
16	<u>1'48.621</u>	31.289	<u>30.736</u>	<u>21.186</u>	25.410	344.0
17	1'55.207	31.253	30.856	27.484	25.614	341.8

22nd 25 **Raul FERNANDEZ** KTM SPA
Tech3 KTM Factory Racing

Run #	1	Front Tyre	Slick-Hard	Rear Tyre	Slick-Medium	Speed
Runs=3 Total laps=16 Full laps=9						
5 Laps at start						
1	2'31.170	30.835	33.746	22.426	34.158	170.6
2	1'49.892	31.969	31.115	21.409	25.399	342.9
3	<u>1'48.688</u>	31.453	<u>30.713</u>	<u>21.216</u>	<u>25.306</u>	341.8
4	1'48.816	<u>31.243</u>	30.788	21.247	25.538	340.7
5	2'12.179 P	43.536	37.019*	23.223*	28.401	336.5
Run # 2	Front Tyre Slick-Hard	Rear Tyre Slick-Medium				
	5 Laps at start	5 Laps at start				
6	6'41.091	29.797	32.947	22.456	25.772	337.5
7	1'50.998	32.365	31.459	21.581	25.593	337.5
8	1'49.857	31.647	31.003	21.523	25.684	336.5
9	1'58.526	38.546	32.107	21.710	26.163	338.6
10	1'54.615 P	32.358	31.846	21.818	28.593	334.4

23rd 44 **Poi ESPARGARO** HONDA SPA
Repsol Honda Team

Run #	1	Front Tyre	Slick-Hard	Rear Tyre	Slick-Medium	Speed
Runs=2 Total laps=18 Full laps=12						
7 Laps at start						
1	2'34.712	28.787	32.309	22.011	29.861	341.8
2	1'53.624	33.160	31.699	22.727	26.038	<u>345.0</u>
3	1'48.894	31.499	30.747	21.263	<u>25.385</u>	341.8
4	1'49.004	31.284	30.830	21.198	25.692	340.7
5	<u>1'48.743</u>	31.324	30.845	<u>21.157</u>	25.417	340.7
6	1'59.735 *	34.681	37.605	21.818*	25.631	342.9
7	1'51.061 P	31.579	30.951	21.386	27.145	340.7
Run # 2	Front Tyre Slick-Hard	Rear Tyre Slick-Medium				
	7 Laps at start	7 Laps at start				
8	7'43.462	28.683	31.884	23.748	25.846	336.5
9	1'49.940	31.660	31.061	21.618	25.601	336.5
10	1'49.560	31.392	30.894	21.591	25.683	337.5
11	1'48.882	31.316	30.861	21.178	25.527	337.5
12	1'50.083	31.342	30.830	21.341	26.570	339.6
13	1'57.098	31.321	35.301	24.331	26.145	337.5
14	1'51.063 P	31.500	30.923	21.577	27.063	338.6
Run # 3	Front Tyre Slick-Medium	Rear Tyre Slick-Soft				
	New Tyre	New Tyre				
15	7'51.620	27.854	31.342	21.424	25.565	339.6
16	1'51.272	<u>31.149</u>	<u>30.645</u>	21.177	28.301	342.9
17	1'48.765	31.165	30.775	21.163	25.662	341.8
18	2'07.448	42.718	33.943	24.123	26.664	332.3

24th 87 **Remy GARDNER** KTM AUS
Tech3 KTM Factory Racing

Run #	1	Front Tyre	Slick-Hard	Rear Tyre	Slick-Medium	Speed
Runs=2 Total laps=17 Full laps=10						
7 Laps at start						
1	2'26.908	31.525	33.831	22.575	30.625	225.7
2	1'54.686	32.181	31.495	21.827	29.183	218.0
3	1'49.439	31.704	30.921	21.311	<u>25.503</u>	336.5
4	1'49.324	31.514	30.916	<u>21.228</u>	25.666	336.5
5	1'59.200 *	35.965	35.472	21.599*	26.164*	332.3
6	1'50.015 *	31.700	31.012	21.505*	25.798	332.3
7	1'53.216 P	31.616	31.221	21.378	29.001	288.9
Run # 2	Front Tyre Slick-Hard	Rear Tyre Slick-Medium				
	7 Laps at start	7 Laps at start				
8	6'39.379	36.437	35.435	24.656	26.194	332.3
9	1'56.195	31.918	32.509	22.333	29.435	249.6
10	1'49.729	31.477	31.044	21.483	25.725	335.4

Fastest Lap: Jorge MARTIN Prima Pramac Racing SPA **1'47.402** 31.019 30.400 20.898 25.085

These data/results cannot be reproduced, stored and/or transmitted in whole or in part by any manner of electronic, mechanical, photocopying, recording, broadcasting or otherwise now known or herein after developed without the previous express consent by the copyright owner, except for reproduction in daily press and regular printed publications on sale to the public within 60 days of the event related to those data/results and always provided that copyright symbol appears together as follows below.
© DORNA, 2022

Official MotoGP Timing by TISSOT
www.motogp.com

Alcañiz, Friday, September 16, 2022

Page 6 of 7



Free Practice Nr. 2

MotoGP

Lap	Lap Time	T1	T2	T3	T4	Speed	Lap	Lap Time	T1	T2	T3	T4	Speed
11	1'49.631	31.442	31.006	21.329	25.854	332.3							
12	1'50.382	31.749	31.283	21.437	25.913	331.3							
13	2'06.570 P	31.653	39.767	23.035	32.115	217.5							
Run #	3	Front Tyre	Slick-Hard New Tyre	Rear Tyre	Slick-Soft New Tyre								
14	10'03.616	28.931	31.461	21.542	25.822	333.4							
15	1'59.266	36.801	33.314	21.860	27.291	310.4							
16	1'48.752	31.214	30.626	21.243	25.669	337.5							
17	1'54.329	31.590	33.299	22.374	27.066	315.0							

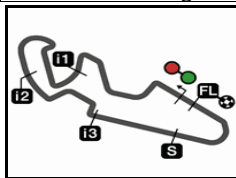
Fastest Lap: Jorge MARTIN Prima Pramac Racing SPA **1'47.402** 31.019 30.400 20.898 25.085

These data/results cannot be reproduced, stored and/or transmitted in whole or in part by any manner of electronic, mechanical, photocopying, recording, broadcasting or otherwise now known or herein after developed without the previous express consent by the copyright owner, except for reproduction in daily press and regular printed publications on sale to the public within 60 days of the event related to those data/results and always provided that copyright symbol appears together as follows below.
© DORNA, 2022

Official MotoGP Timing by **TISSOT**
www.motogp.com

Alcañiz, Friday, September 16, 2022





5077 m.

GRAN PREMIO ANIMOCA BRANDS DE ARAGÓN

Free Practice Nr. 2

Best Partial Times

MotoGP™

IT Ideal Lap Time, sum of the best partial times

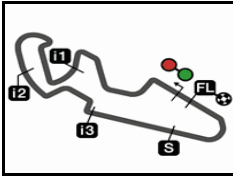
BT Best Lap Time

T1		T2		T3		T4				IT	BT	
Pos	Rider	Time	Rider	Time	Rider	Time	Rider	Time	Pos	Rider	IT	BT
1	F.QUARTARARO	30.810	M.MARQUEZ	30.322	E.BASTIANINI	20.702	J.MARTIN	25.085	1	J.MARTIN	1'47.300	1'47.402 (1)
2	A.RINS	30.866	F.QUARTARARO	30.329	F.BAGNAIA	20.849	J.ZARCO	25.099	2	E.BASTIANINI	1'47.371	1'47.583 (4)
3	J.MILLER	30.902	A.ESPARGARO	30.362	J.MARTIN	20.898	A.RINS	25.173	3	F.BAGNAIA	1'47.419	1'47.639 (5)
4	T.NAKAGAMI	30.904	M.VIÑALES	30.369	F.MORBIDELLI	20.937	A.MARQUEZ	25.186	4	F.QUARTARAR	1'47.425	1'47.476 (2)
5	J.MARTIN	30.917	L.MARINI	30.387	A.ESPARGARO	20.942	F.BAGNAIA	25.206	5	J.ZARCO	1'47.471	1'47.509 (3)
6	J.ZARCO	30.948	F.BAGNAIA	30.397	B.BINDER	20.944	B.BINDER	25.208	6	M.MARQUEZ	1'47.523	1'47.761 (8)
7	E.BASTIANINI	30.957	J.MARTIN	30.400	J.MILLER	20.950	M.MARQUEZ	25.212	7	A.RINS	1'47.540	1'47.665 (6)
8	B.BINDER	30.964	J.ZARCO	30.411	M.VIÑALES	20.958	E.BASTIANINI	25.220	8	A.ESPARGAR	1'47.577	1'47.951 (13)
9	F.BAGNAIA	30.967	F.MORBIDELLI	30.433	F.QUARTARARO	20.963	J.MILLER	25.238	9	M.VIÑALES	1'47.606	1'47.678 (7)
10	A.ESPARGARO	30.968	E.BASTIANINI	30.492	A.RINS	20.973	M.OLIVEIRA	25.241	10	J.MILLER	1'47.642	1'47.800 (9)
11	M.MARQUEZ	30.977	A.RINS	30.528	M.MARQUEZ	21.012	L.MARINI	25.244	11	B.BINDER	1'47.680	1'47.912 (12)
12	M.VIÑALES	31.011	T.NAKAGAMI	30.540	J.ZARCO	21.013	M.VIÑALES	25.268	12	L.MARINI	1'47.747	1'47.893 (10)
13	L.MARINI	31.038	J.MILLER	30.552	T.NAKAGAMI	21.041	M.BEZZECCHI	25.302	13	T.NAKAGAMI	1'47.796	1'47.911 (11)
14	F.DI GIANNANTO	31.044	B.BINDER	30.564	M.OLIVEIRA	21.044	A.ESPARGARO	25.305	14	F.MORBIDELLI	1'47.860	1'48.002 (14)
15	M.OLIVEIRA	31.056	C.CRUTCHLOW	30.583	F.DI GIANNANTO	21.058	R.FERNANDEZ	25.306	15	M.OLIVEIRA	1'47.932	1'48.042 (15)
16	C.CRUTCHLOW	31.121	M.OLIVEIRA	30.591	L.MARINI	21.078	T.NAKAGAMI	25.311	16	A.MARQUEZ	1'48.139	1'48.521 (18)
17	P.ESPARGARO	31.149	R.GARDNER	30.626	A.MARQUEZ	21.116	F.MORBIDELLI	25.312	17	F.DI GIANNAN	1'48.176	1'48.229 (16)
18	F.MORBIDELLI	31.178	A.MARQUEZ	30.632	C.CRUTCHLOW	21.138	J.MIR	25.314	18	C.CRUTCHLO	1'48.257	1'48.531 (19)
19	D.BINDER	31.197	P.ESPARGARO	30.645	M.BEZZECCHI	21.145	F.QUARTARARO	25.323	19	P.ESPARGAR	1'48.336	1'48.743 (23)
20	A.MARQUEZ	31.205	R.FERNANDEZ	30.713	P.ESPARGARO	21.157	F.DI GIANNANTO	25.343	20	M.BEZZECCHI	1'48.389	1'48.475 (17)
21	R.GARDNER	31.214	M.BEZZECCHI	30.714	J.MIR	21.186	D.BINDER	25.360	21	R.FERNANDEZ	1'48.478	1'48.688 (22)
22	M.BEZZECCHI	31.228	F.DI GIANNANTO	30.731	R.FERNANDEZ	21.216	P.ESPARGARO	25.385	22	J.MIR	1'48.484	1'48.621 (21)
23	R.FERNANDEZ	31.243	D.BINDER	30.732	R.GARDNER	21.228	C.CRUTCHLOW	25.415	23	D.BINDER	1'48.536	1'48.618 (20)
24	J.MIR	31.248	J.MIR	30.736	D.BINDER	21.247	R.GARDNER	25.503	24	R.GARDNER	1'48.571	1'48.752 (24)

These data/results cannot be reproduced, stored and/or transmitted in whole or in part by any manner of electronic, mechanical, photocopying, recording, broadcasting or otherwise now known or herein after developed without the previous express consent by the copyright owner, except for reproduction in daily press and regular printed publications on sale to the public within 60 days of the event related to those data/results and always provided that copyright symbol appears together as follows below.

© DORNA, 2022





5077 m.

GRAN PREMIO ANIMOCA BRANDS DE ARAGÓN**Free Practice Nr. 2****Fastest Laps Sequence**

<i>Practice Time</i>	 <i>Rider</i>	<i>Nation</i>	<i>Motorcycle</i>	<i>Time</i>	<i>Km/h</i>	<i>Rider's Lap</i>
3'51.182	36 Joan MIR	SPA	SUZUKI	1'50.054	166.0	2
3'52.029	89 Jorge MARTIN	SPA	DUCATI	1'49.147	167.4	2
4'18.424	5 Johann ZARCO	FRA	DUCATI	1'49.077	167.5	2
4'37.656	10 Luca MARINI	ITA	DUCATI	1'48.956	167.7	2
4'38.161	49 Fabio DI GIANNANTONI	ITA	DUCATI	1'48.822	167.9	2
5'39.987	36 Joan MIR	SPA	SUZUKI	1'48.805	167.9	3
5'40.214	89 Jorge MARTIN	SPA	DUCATI	1'48.185	168.9	3
6'14.058	12 Maverick VIÑALES	SPA	APRILIA	1'48.101	169.0	3
6'14.223	93 Marc MARQUEZ	SPA	HONDA	1'47.990	169.2	3
6'25.080	63 Francesco BAGNAIA	ITA	DUCATI	1'47.853	169.4	3
13'41.463	12 Maverick VIÑALES	SPA	APRILIA	1'47.842	169.4	7
41'36.644	63 Francesco BAGNAIA	ITA	DUCATI	1'47.676	169.7	16
41'36.972	42 Alex RINS	SPA	SUZUKI	1'47.665	169.7	17
42'14.045	20 Fabio QUARTARARO	FRA	YAMAHA	1'47.476	170.0	16
42'15.955	89 Jorge MARTIN	SPA	DUCATI	1'47.402	170.1	16

These data/results cannot be reproduced, stored and/or transmitted in whole or in part by any manner of electronic, mechanical, photocopying, recording, broadcasting or otherwise now known or herein after developed without the previous express consent by the copyright owner, except for reproduction in daily press and regular printed publications on sale to the public within 60 days of the event related to those data/results and always provided that copyright symbol appears together as follows below.

© DORNA, 2022

