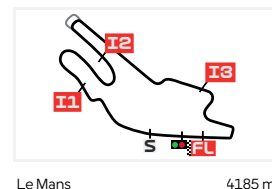


# CLASSIFICATION

## MICHELIN GRAND PRIX OF FRANCE PRACTICE



#	Rider	Nation	Team	Motorcycle	Time	Lap Total	Gap	T. Speed
1	5 Johann ZARCO	FRA	Castrol Honda LCR	HONDA	<b>1'29.907</b>	22 23		<b>317.5</b>
2	49 Fabio DI GIANNANTONIO	ITA	Pertamina Enduro VR46 Racing Team	DUCATI	<b>1'29.917</b>	22 23	0.010 0.010	<b>316.5</b>
3	63 Francesco BAGNAIA	ITA	Ducati Lenovo Team	DUCATI	<b>1'30.045</b>	19 22	0.138 0.128	<b>322.7</b>
4	73 Alex MARQUEZ	SPA	BK8 Gresini Racing MotoGP	DUCATI	<b>1'30.045</b>	24 26	0.138	<b>318.5</b>
5	36 Joan MIR	SPA	Honda HRC Castrol	HONDA	<b>1'30.092</b>	21 27	0.185 0.047	<b>320.6</b>
6	89 Jorge MARTIN	SPA	Aprilia Racing	APRILIA	<b>1'30.128</b>	21 23	0.221 0.036	<b>321.6</b>
7	72 Marco BEZZECCHI	ITA	Aprilia Racing	APRILIA	<b>1'30.177</b>	27 28	0.270 0.049	<b>324.8</b>
8	42 Alex RINS	SPA	Monster Energy Yamaha MotoGP Team	YAMAHA	<b>1'30.195</b>	18 21	0.288 0.018	<b>317.5</b>
9	79 Ai OGURA	JPN	Trackhouse MotoGP Team	APRILIA	<b>1'30.196</b>	24 25	0.289 0.001	<b>319.6</b>
10	37 Pedro ACOSTA	SPA	Red Bull KTM Factory Racing	KTM	<b>1'30.196</b>	19 21	0.289	<b>320.6</b>
11	23 Enea BASTIANINI	ITA	Red Bull KTM Tech3	KTM	<b>1'30.274</b>	22 24	0.367 0.078	<b>322.7</b>
12	33 Brad BINDER	RSA	Red Bull KTM Factory Racing	KTM	<b>1'30.288</b>	24 26	0.381 0.014	<b>319.6</b>
13	93 Marc MARQUEZ	SPA	Ducati Lenovo Team	DUCATI	<b>1'30.371</b>	19 24	0.464 0.083	<b>321.6</b>
14	25 Raul FERNANDEZ	SPA	Trackhouse MotoGP Team	APRILIA	<b>1'30.417</b>	17 22	0.510 0.046	<b>318.5</b>
15	43 Jack MILLER	AUS	Prima Pramac Yamaha MotoGP	YAMAHA	<b>1'30.428</b>	24 26	0.521 0.011	<b>312.6</b>
16	10 Luca MARINI	ITA	Honda HRC Castrol	HONDA	<b>1'30.463</b>	22 25	0.556 0.035	<b>320.6</b>
17	20 Fabio QUARTARARO	FRA	Monster Energy Yamaha MotoGP Team	YAMAHA	<b>1'30.469</b>	24 27	0.562 0.006	<b>312.6</b>
18	21 Franco MORBIDELLI	ITA	Pertamina Enduro VR46 Racing Team	DUCATI	<b>1'30.670</b>	19 24	0.763 0.201	<b>314.5</b>
19	11 Diogo MOREIRA	BRA	Pro Honda LCR	HONDA	<b>1'30.723</b>	19 22	0.816 0.053	<b>320.6</b>
20	7 Toprak RAZGATLIOGLU	TUR	Prima Pramac Yamaha MotoGP	YAMAHA	<b>1'31.328</b>	17 20	1.421 0.605	<b>315.5</b>
21	54 Fermin ALDEGUER	SPA	BK8 Gresini Racing MotoGP	DUCATI	<b>1'31.434</b>	12 17	1.527 0.106	<b>318.5</b>
22	94 Jonas FOLGER	GER	Red Bull KTM Tech3	KTM	<b>1'32.450</b>	20 21	2.543 1.016	<b>312.6</b>

Practice condition: **Dry**

Air: 21°

Humidity: 42%

Ground: 35°

<b>Fastest Lap:</b>	Lap: 22	<b>Johann ZARCO</b>	<b>1'29.907</b>	167.5 Km/h
<b>Best Race Lap:</b>	2024	<b>Enea BASTIANINI</b>	<b>1'31.107</b>	165.3 Km/h
<b>All-Time Lap Record:</b>	2025	<b>Fabio QUARTARARO</b>	<b>1'29.324</b>	168.6 Km/h

The results are provisional until the end of the limit for protest and appeals.

Time limit for protest expires 60' after publication of the results - ..... Time: ..... **Jean-Marc DELETANG** **16:15**

These data/results cannot be reproduced, stored and/or transmitted in whole or in part by any manner of electronic, mechanical, photocopying, recording, broadcasting or otherwise now known or herein after developed without the previous express consent by the copyright owner, except for reproduction in daily press and regular printed publications on sale to the public within 60 days of the event related to those data/results and always provided that copyright symbol appears together as follows below.

© MotoGP Sports Entertainment Group, 2026

Official MotoGP Timing by

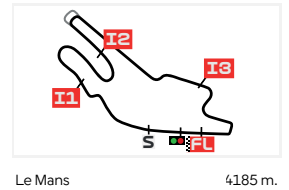
www.motogp.com

Le Mans, Friday, May 8, 2026

# TOP SPEED & AVERAGE

## MICHELIN GRAND PRIX OF FRANCE

### PRACTICE



#	Rider	Nation	Motorcycle	Top 5 speeds					Average	Top
72	<b>Marco BEZZECCHI</b>	ITA	APRILIA	324.8	323.7	323.7	322.7	322.7	323.3	<b>324.8</b>
23	<b>Enea BASTIANINI</b>	ITA	KTM	322.7	318.5	318.5	317.5	317.5	318.9	<b>322.7</b>
63	<b>Francesco BAGNAIA</b>	ITA	DUCATI	322.7	321.6	320.6	320.6	319.6	320.8	<b>322.7</b>
89	<b>Jorge MARTIN</b>	SPA	APRILIA	321.6	320.6	320.6	320.6	318.5	320.1	<b>321.6</b>
93	<b>Marc MARQUEZ</b>	SPA	DUCATI	321.6	319.6	318.5	318.5	317.5	318.9	<b>321.6</b>
10	<b>Luca MARINI</b>	ITA	HONDA	320.6	319.6	318.5	318.5	318.5	319.1	<b>320.6</b>
11	<b>Diogo MOREIRA</b>	BRA	HONDA	320.6	318.5	318.5	317.5	317.5	318.4	<b>320.6</b>
36	<b>Joan MIR</b>	SPA	HONDA	320.6	320.6	316.5	316.5	316.5	317.9	<b>320.6</b>
37	<b>Pedro ACOSTA</b>	SPA	KTM	320.6	318.5	318.5	318.5	318.5	318.9	<b>320.6</b>
33	<b>Brad BINDER</b>	RSA	KTM	319.6	317.5	317.5	317.5	316.5	317.7	<b>319.6</b>
79	<b>Ai OGURA</b>	JPN	APRILIA	319.6	319.6	318.5	317.5	316.5	317.5	<b>319.6</b>
25	<b>Raul FERNANDEZ</b>	SPA	APRILIA	318.5	317.5	317.5	316.5	316.5	317.2	<b>318.5</b>
54	<b>Fermin ALDEGUER</b>	SPA	DUCATI	318.5	317.5	316.5	315.5	314.5	316.2	<b>318.5</b>
73	<b>Alex MARQUEZ</b>	SPA	DUCATI	318.5	317.5	317.5	317.5	317.5	317.7	<b>318.5</b>
5	<b>Johann ZARCO</b>	FRA	HONDA	317.5	317.5	317.5	317.5	316.5	317.1	<b>317.5</b>
42	<b>Alex RINS</b>	SPA	YAMAHA	317.5	316.5	316.5	316.5	315.5	316.2	<b>317.5</b>
49	<b>Fabio DI GIANNANTONIO</b>	ITA	DUCATI	316.5	316.5	316.5	316.5	316.5	316.5	<b>316.5</b>
7	<b>Toprak RAZGATLIOGLU</b>	TUR	YAMAHA	315.5	314.5	314.5	313.5	311.6	313.1	<b>315.5</b>
21	<b>Franco MORBIDELLI</b>	ITA	DUCATI	314.5	313.5	313.5	312.6	312.6	313.2	<b>314.5</b>
20	<b>Fabio QUARTARARO</b>	FRA	YAMAHA	312.6	311.6	311.6	311.6	310.6	311.2	<b>312.6</b>
43	<b>Jack MILLER</b>	AUS	YAMAHA	312.6	312.6	312.6	312.6	311.6	312.2	<b>312.6</b>
94	<b>Jonas FOLGER</b>	GER	KTM	312.6	310.6	310.6	310.6	310.6	311.0	<b>312.6</b>

These data/results cannot be reproduced, stored and/or transmitted in whole or in part by any manner of electronic, mechanical, photocopying, recording, broadcasting or otherwise now known or herein after developed without the previous express consent by the copyright owner, except for reproduction in daily press and regular printed publications on sale to the public within 60 days of the event related to those data/results and always provided that copyright symbol appears together as follows below.

© MotoGP Sports Entertainment Group, 2026

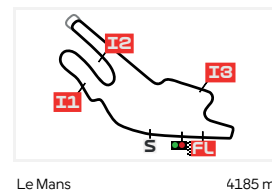
Official MotoGP Timing by [www.motogp.com](http://www.motogp.com)

Le Mans, Friday, May 8, 2026

# CHRONOLOGICAL ANALYSIS OF PERFORMANCES

## MICHELIN GRAND PRIX OF FRANCE

### PRACTICE



\* Lap / Sector time cancelled  
 P Crossing the finish line in pit lane  
 \*\* Tyre data subject to further updates

**T1** Time from finish line to 1st intermediate  
**T2** Time from 1st intermed. to 2nd intermed.

**T3** Time from 2nd intermed. to 3rd intermed.  
**T4** Time from 3rd intermediate to finish line

Lap	Lap Time	T1	T2	T3	T4	Speed	Lap	Lap Time	T1	T2	T3	T4	Speed																																																																																																																																																																								
<b>1st</b>	<b>5</b>	<b>Johann ZARCO</b>		HONDA	FRA		3	<b>1'31.192</b>	19.060	22.889	28.576	20.667	314.5																																																																																																																																																																								
		Castrol Honda LCR					4	<b>1'30.889</b>	18.962	22.821	28.495	20.611	314.5																																																																																																																																																																								
		Runs=4	Total laps=23	Full laps=16	Valid laps=13		5	<b>1'37.401</b>	18.918	26.341	31.126	21.016	315.5																																																																																																																																																																								
Run #	1	Front Tyre	Slick-Hard	Rear Tyre	Slick-Soft		Run #	2	Front Tyre	Slick-Hard	Rear Tyre	Slick-Soft																																																																																																																																																																									
		New Tyre		New Tyre					6 Laps at start		6 Laps at start																																																																																																																																																																										
1	1'50.911 *	20.407	24.537	31.229 *	21.708		7	10'54.360	22.637	23.793	30.410	21.045																																																																																																																																																																									
2	<b>1'32.418</b>	19.194	23.122	29.156	20.946	313.5	8	<b>1'31.219</b>	19.047	22.852	28.676	20.644	316.5																																																																																																																																																																								
3	<b>1'31.206</b>	18.907	22.877	28.709	20.713	317.5	9	<b>1'31.064</b>	18.931	22.916	28.643	20.574	316.5																																																																																																																																																																								
4	<b>1'31.181</b>	18.899	22.840	28.684	20.758	317.5	10	<b>1'30.739</b>	18.787	22.831	28.445	20.676	316.5																																																																																																																																																																								
5	<b>1'31.189</b>	18.851	22.725	28.908	20.705	316.5	11	1'34.842 P	19.432 *	24.033	29.799	21.578	316.5																																																																																																																																																																								
6	1'40.766 *	23.583 *	24.795	31.381	21.007	317.5	Run #	3	Front Tyre	Slick-Hard	Rear Tyre	Slick-Soft																																																																																																																																																																									
7	<b>1'31.130</b>	18.769	22.846	28.637	20.878	315.5			11 Laps at start		11 Laps at start																																																																																																																																																																										
8	1'35.373 P	18.808	22.758	28.656	25.151	313.5	12	7'58.855	23.529	24.390	29.239	20.988																																																																																																																																																																									
		8 Laps at start		8 Laps at start			13	<b>1'32.874</b>	19.154	23.044	29.855	20.821	312.6																																																																																																																																																																								
9	9'49.364	22.511	24.217	29.513	21.210		14	<b>1'31.406</b>	18.937	22.844	28.857	20.768	314.5																																																																																																																																																																								
10	<b>1'32.196</b>	19.194	22.998	29.110	20.894	314.5	15	1'36.862 P	18.886	22.839	32.430	22.707	315.5																																																																																																																																																																								
11	<b>1'30.989</b>	18.808	22.750	28.771	20.660	314.5	Run #	4	Front Tyre	Slick-Hard	Rear Tyre	Slick-Soft																																																																																																																																																																									
12	<b>1'31.095</b>	18.866	22.764	28.704	20.761	315.5			New Tyre		New Tyre																																																																																																																																																																										
13	<b>1'32.866</b>	18.933	22.987	29.987	20.959	314.5	16	8'59.377	22.382	23.525	29.160	20.722																																																																																																																																																																									
14	1'39.365 P	18.890	22.819	35.929	21.727	316.5	17	<b>1'30.471</b>	18.845	22.659	28.444	20.523	315.5																																																																																																																																																																								
		New Tyre		New Tyre			18	<b>1'31.388</b>	19.008	22.569	28.402	21.409	314.5																																																																																																																																																																								
15	11'52.972	20.963	23.872	29.168	20.932		19	<b>1'30.267</b>	18.782	22.540	28.575	20.370	313.5																																																																																																																																																																								
16	<b>1'30.500</b>	18.881	22.654	28.406	20.559	312.6	20	1'33.415 P	19.956 *	23.399	29.208	20.852	268.7																																																																																																																																																																								
17	<b>1'30.197</b>	18.742	22.585	28.372	20.498	313.5	Run #	5	Front Tyre	Slick-Hard	Rear Tyre	Slick-Soft																																																																																																																																																																									
18	1'42.359 P	23.239	27.515	30.862	20.743	223.5			5 Laps at start		New Tyre																																																																																																																																																																										
		4 Laps at start		New Tyre			21	2'55.316	21.459	25.021	28.757	20.692																																																																																																																																																																									
19	7'20.764	19.461	23.217	29.012	20.736		22	<b>1'29.917</b>	18.612	22.580	28.255	20.470	316.5																																																																																																																																																																								
20	<b>1'30.236</b>	18.709	22.572	28.404	20.551	315.5	23	<b>1'32.441</b>	18.780	22.724	28.499	22.438	316.5																																																																																																																																																																								
21	1'36.547 *	20.698 *	25.660	29.550	20.639	316.5	22	<b>1'29.907</b>	18.581	22.558	28.363	20.405	317.5	<b>3rd</b>	<b>63</b>	<b>Francesco BAGNAIA</b>		DUCATI	ITA		23	1'42.376 *	26.636 *	24.665	29.563	21.512	235.7			Ducati Lenovo Team							New Tyre		New Tyre					Runs=5	Total laps=22	Full laps=13	Valid laps=12		Run #	1	Front Tyre	Slick-Hard	Rear Tyre	Slick-Soft		Run #	1	Front Tyre	Slick-Hard	Rear Tyre	Slick-Soft				New Tyre		New Tyre					New Tyre		New Tyre			1	1'40.253	20.810	24.508	29.726	21.213		1	1'50.989	20.766	24.693	30.590	21.386		2	<b>1'31.926</b>	19.308	23.053	28.826	20.739	312.6	2	<b>1'32.684</b>	19.280	23.190	29.350	20.864	317.5			New Tyre		New Tyre			3	<b>1'31.234</b>	18.937	22.968	28.719	20.610	321.6	1	1'40.253	20.810	24.508	29.726	21.213		4	<b>1'34.165</b>	18.817	24.589	30.113	20.646	322.7	2	<b>1'31.926</b>	19.308	23.053	28.826	20.739	312.6	5	<b>1'30.815</b>	18.850	22.874	28.563	20.528	317.5			New Tyre		New Tyre			6	<b>1'36.040</b>	18.810	22.896	33.012	21.322	318.5	1	1'40.253	20.810	24.508	29.726	21.213		7	1'51.982 P	18.907	38.265	33.276 *	21.534	315.5	2	<b>1'31.926</b>	19.308	23.053	28.826	20.739	312.6
22	<b>1'29.907</b>	18.581	22.558	28.363	20.405	317.5	<b>3rd</b>	<b>63</b>	<b>Francesco BAGNAIA</b>		DUCATI	ITA																																																																																																																																																																									
23	1'42.376 *	26.636 *	24.665	29.563	21.512	235.7			Ducati Lenovo Team																																																																																																																																																																												
		New Tyre		New Tyre					Runs=5	Total laps=22	Full laps=13	Valid laps=12																																																																																																																																																																									
Run #	1	Front Tyre	Slick-Hard	Rear Tyre	Slick-Soft		Run #	1	Front Tyre	Slick-Hard	Rear Tyre	Slick-Soft																																																																																																																																																																									
		New Tyre		New Tyre					New Tyre		New Tyre																																																																																																																																																																										
1	1'40.253	20.810	24.508	29.726	21.213		1	1'50.989	20.766	24.693	30.590	21.386																																																																																																																																																																									
2	<b>1'31.926</b>	19.308	23.053	28.826	20.739	312.6	2	<b>1'32.684</b>	19.280	23.190	29.350	20.864	317.5																																																																																																																																																																								
		New Tyre		New Tyre			3	<b>1'31.234</b>	18.937	22.968	28.719	20.610	321.6																																																																																																																																																																								
1	1'40.253	20.810	24.508	29.726	21.213		4	<b>1'34.165</b>	18.817	24.589	30.113	20.646	322.7																																																																																																																																																																								
2	<b>1'31.926</b>	19.308	23.053	28.826	20.739	312.6	5	<b>1'30.815</b>	18.850	22.874	28.563	20.528	317.5																																																																																																																																																																								
		New Tyre		New Tyre			6	<b>1'36.040</b>	18.810	22.896	33.012	21.322	318.5																																																																																																																																																																								
1	1'40.253	20.810	24.508	29.726	21.213		7	1'51.982 P	18.907	38.265	33.276 *	21.534	315.5																																																																																																																																																																								
2	<b>1'31.926</b>	19.308	23.053	28.826	20.739	312.6																																																																																																																																																																															

<b>Fastest Lap:</b>	Johann ZARCO	FRA	Castrol Honda LCR	<b>1'29.907</b>	18.581	22.558	28.363	20.405
---------------------	--------------	-----	-------------------	-----------------	--------	--------	--------	--------

These data/results cannot be reproduced, stored and/or transmitted in whole or in part by any manner of electronic, mechanical, photocopying, recording, broadcasting or otherwise now known or herein after developed without the previous express consent by the copyright owner, except for reproduction in daily press and regular printed publications on sale to the public within 60 days of the event related to those data/results and always provided that copyright symbol appears together as follows below.

© MotoGP Sports Entertainment Group, 2026

Official MotoGP Timing by

www.motogp.com

Le Mans, Friday, May 8, 2026

## Practice

## MotoGP™

Lap	Lap Time	T1	T2	T3	T4	Speed
Run # 2	Front Tyre	Slick-Hard	Rear Tyre	Slick-Soft		
		7 Laps at start		7 Laps at start		
8	11'25.799	20.988	23.936	28.963	20.787	
9	<b>1'31.105</b>	18.936	22.839	28.636	20.694	317.5
10	<b>1'30.921</b>	18.824	22.753	28.737	20.607	320.6
11	1'32.216 *	18.905	22.884	28.621	21.806 *	316.5
12	<b>1'30.933</b>	18.902	22.915	28.555	20.561	316.5
13	1'42.807 P	22.109 *	25.356	33.578 *	21.764	307.7
Run # 3	Front Tyre	Slick-Hard	Rear Tyre	Slick-Soft		
		13 Laps at start		13 Laps at start		
14	8'30.979	20.664	23.616	28.951	20.706	
15	<b>1'31.057</b>	18.762	22.905	28.706	20.684	317.5
16	1'39.368 P	20.694 *	24.260	32.096 *	22.318	320.6
Run # 4	Front Tyre	Slick-Hard	Rear Tyre	Slick-Soft		
		New Tyre		New Tyre		
17	8'04.936	20.762	24.031	29.162	20.571	
18	<b>1'30.258</b>	18.756	22.749	28.255	20.498	317.5
19	<b>1'30.045</b>	18.638	22.613	28.368	20.426	317.5
20	1'35.819 P	20.409 *	23.819	31.138 *	20.453	315.5
Run # 5	Front Tyre	Slick-Hard	Rear Tyre	Slick-Soft		
		4 Laps at start		New Tyre		
21	2'46.254	20.728	23.492	28.824	20.527	
22	<b>1'30.164</b>	18.643	22.717	28.335	20.469	319.6
	unfinished	18.617				319.6

4th 73

Alex MARQUEZ

BK8 Gresini Racing MotoGP

DUCATI

SPA

Runs=5 Total laps=26 Full laps=17 Valid laps=13

Run #	1	Front Tyre	Slick-Hard	Rear Tyre	Slick-Soft	
		New Tyre		New Tyre		
1	1'40.933	20.836	25.150	30.362	22.175	
2	<b>1'32.940</b>	19.556	23.467	29.071	20.846	315.5
3	<b>1'31.749</b>	19.090	23.014	28.907	20.738	317.5
4	<b>1'31.335</b>	18.919	22.964	28.761	20.691	316.5
5	<b>1'31.209</b>	18.902	22.925	28.761	20.621	315.5
6	1'35.865 *	20.275 *	25.458	29.063	21.069	317.5
7	1'31.264 P	18.972	23.061	29.501	19.730	314.5
Run # 2	Front Tyre	Slick-Hard	Rear Tyre	Slick-Soft		
		7 Laps at start		7 Laps at start		
8	7'48.024	21.026	24.255	29.862	21.350	
9	<b>1'33.027</b>	19.361	23.100	29.608	20.958	314.5
10	<b>1'32.163</b>	19.002	23.033	28.882	21.246	316.5
11	<b>1'31.384</b>	18.997	22.871	28.755	20.761	317.5
12	<b>1'31.306</b>	18.856	22.910	28.739	20.801	316.5
13	1'33.940 P	19.382 *	24.704	29.789	20.065	314.5
Run # 3	Front Tyre	Slick-Hard	Rear Tyre	Slick-Soft		
		13 Laps at start		13 Laps at start		
14	9'41.296	20.582	24.055	29.352	21.241	
15	<b>1'32.356</b>	19.211	23.108	29.097	20.940	314.5
16	<b>1'31.517</b>	18.903	22.997	28.888	20.729	317.5
17	1'30.762 P	18.947	22.849	29.383	19.583	314.5
Run # 4	Front Tyre	Slick-Hard	Rear Tyre	Slick-Soft		
		New Tyre		New Tyre		
18	6'40.413	21.935	24.611	31.653	21.131	
19	1'31.928 *	18.812	22.680	29.398 *	21.038 *	316.5

Fastest Lap:

Johann ZARCO

FRA

Castrol Honda LCR

1'29.907

18.581

22.558

28.363

20.405

These data/results cannot be reproduced, stored and/or transmitted in whole or in part by any manner of electronic, mechanical, photocopying, recording, broadcasting or otherwise now known or herein after developed without the previous express consent by the copyright owner, except for reproduction in daily press and regular printed publications on sale to the public within 60 days of the event related to those data/results and always provided that copyright symbol appears together as follows below.

© MotoGP Sports Entertainment Group, 2026

Official MotoGP Timing by  TISSOT

www.motogp.com

Le Mans, Friday, May 8, 2026

Page 2 of 8



Lap	Lap Time	T1	T2	T3	T4	Speed
20	<b>1'30.412</b>	18.676	22.696	28.492	20.548	317.5
21	1'33.327 P	19.171 *	24.587	29.311	20.258	315.5
Run # 5	Front Tyre	Slick-Hard	Rear Tyre	Slick-Soft		
		4 Laps at start		New Tyre		
22	3'20.150	20.241	23.660	29.181	20.914	
23	<b>1'30.349</b>	18.791	22.659	28.447	20.452	314.5
24	<b>1'30.045</b>	18.555	22.629	28.403	20.458	318.5
25	1'37.050 *	20.160 *	25.425	30.181	21.284	316.5
26	1'35.541 *	18.773	24.241 *	30.605	21.922	315.5
<b>5th</b>	<b>36</b>	Joan MIR	HONDA	SPA		
		Honda HRC Castrol				
		Runs=5	Total laps=27	Full laps=18	Valid laps=17	
Run # 1	Front Tyre	Slick-Hard	Rear Tyre	Slick-Soft		
		New Tyre		New Tyre		
1	1'56.583	20.298	24.590	29.994	21.449	
2	<b>1'33.341</b>	19.209	23.127	29.278	21.727	316.5
3	<b>1'31.828</b>	19.116	22.966	28.878	20.868	316.5
4	<b>1'35.720</b>	19.159	23.138	32.607	20.816	320.6
5	<b>1'31.271</b>	18.908	22.892	28.844	20.627	316.5
6	<b>1'31.326</b>	18.884	22.994	28.755	20.693	315.5
7	<b>1'31.057</b>	18.847	22.902	28.574	20.734	315.5
8	<b>1'30.820</b>	18.933	22.776	28.447	20.664	313.5
9	1'37.048 P	20.699	24.609	30.293	21.447	311.6
Run # 2	Front Tyre	Slick-Hard	Rear Tyre	Slick-Soft		
		9 Laps at start		9 Laps at start		
10	7'59.399	21.974	24.025	29.349	20.835	
11	<b>1'31.112</b>	19.052	22.840	28.582	20.638	312.6
12	<b>1'31.314</b>	19.025	22.887	28.685	20.717	310.6
13	<b>1'31.121</b>	18.940	22.852	28.622	20.707	310.6
14	1'37.569 P	18.972	25.862	29.957	22.778	312.6
Run # 3	Front Tyre	Slick-Hard	Rear Tyre	Slick-Soft		
		14 Laps at start		14 Laps at start		
15	6'10.306	21.751	23.890	29.351	20.866	
16	<b>1'31.710</b>	19.119	23.059	28.766	20.766	310.6
17	<b>1'31.150</b>	19.015	22.901	28.588	20.646	312.6
18	<b>1'31.138</b>	18.866	22.944	28.674	20.654	315.5
19	1'38.360 P	20.374 *	24.845	31.933	21.208	316.5
Run # 4	Front Tyre	Slick-Hard	Rear Tyre	Slick-Soft		
		New Tyre		New Tyre		
20	7'51.326	20.739	23.457	29.052	20.646	
21	<b>1'30.092</b>	18.831	22.556	28.310	20.395	313.5
22	<b>1'30.477</b>	18.775	22.645	28.331	20.726	312.6
23	1'37.336 P	21.808 *	24.485	30.146	20.897	283.2
Run # 5	Front Tyre	Slick-Hard	Rear Tyre	Slick-Soft		
		4 Laps at start		New Tyre		
24	3'00.080	21.962	23.898	28.850	20.544	
25	<b>1'30.108</b>	18.775	22.632	28.346	20.355	314.5
26	<b>1'43.877</b>	22.972	24.676	32.960	23.269	320.6
27	1'33.347 *	18.854	22.975 *	29.185	22.333	314.5

## Practice

## MotoGP™

Lap	Lap Time	T1	T2	T3	T4	Speed
<b>6th</b>	<b>89</b>	<b>Jorge MARTIN</b>		APRILIA		SPA
		Aprilia Racing				
		Runs=5	Total laps=23	Full laps=14	Valid laps=11	
Run #	1	Front Tyre	Slick-Hard	Rear Tyre	Slick-Soft	
		New Tyre		New Tyre		
1	2'02.850	20.163	24.564	29.971	21.151	
2	1'33.841 *	19.186	23.051	30.331 *	21.273	316.5
3	2'05.245 P	18.975	22.922	53.903 *	29.445	316.5
Run #	2	Front Tyre	Slick-Hard	Rear Tyre	Slick-Soft	
		3 Laps at start		3 Laps at start		
4	9'09.098	21.193	25.906	30.237	21.296	
5	<b>1'34.645</b>	19.479	23.301	29.631	22.234	314.5
6	<b>1'31.652</b>	19.108	23.007	28.788	20.749	315.5
7	<b>1'31.316</b>	18.812	23.055	28.788	20.661	316.5
8	<b>1'31.091</b>	18.892	22.852	28.612	20.735	314.5
9	1'36.202 P	22.000 *	24.191	29.554	20.457	311.6
Run #	3	Front Tyre	Slick-Hard	Rear Tyre	Slick-Soft	
		9 Laps at start		9 Laps at start		
10	6'05.346 *	21.137	24.320	33.284 *	21.972	
11	<b>1'31.286</b>	19.018	22.855	28.761	20.652	316.5
12	<b>1'30.873</b>	18.750	22.861	28.659	20.603	316.5
13	<b>1'31.777</b>	18.816	23.010	29.072	20.879	318.5
14	1'33.053 P	18.905	22.976	30.271 *	20.901	317.5
Run #	4	Front Tyre	Slick-Hard	Rear Tyre	Slick-Soft	
		New Tyre		New Tyre		
15	11'26.452	18.057	23.615	28.965	20.950	
16	<b>1'30.826</b>	18.847	22.824	28.538	20.617	318.5
17	1'31.491 *	18.738	22.724	28.734	21.295 *	321.6
18	1'32.943 P	20.037 *	23.902	29.225 *	19.779	310.6
Run #	5	Front Tyre	Slick-Hard	Rear Tyre	Slick-Soft	
		4 Laps at start		New Tyre		
19	3'18.553 *	18.240	23.222	28.668 *	20.848	
20	<b>1'30.281</b>	18.690	22.701	28.383	20.507	317.5
21	<b>1'30.128</b>	18.601	22.631	28.391	20.505	320.6
22	1'39.502 *	22.598 *	27.630	28.591 *	20.683	320.6
23	<b>1'33.866</b>	18.928	23.403	29.420	22.115	320.6

<b>7th</b>	<b>72</b>	<b>Marco BEZZECCHI</b>		APRILIA		ITA
		Aprilia Racing				
		Runs=4	Total laps=28	Full laps=21	Valid laps=18	
Run #	1	Front Tyre	Slick-Hard	Rear Tyre	Slick-Soft	
		New Tyre		New Tyre		
1	1'42.889	20.172	23.820	29.636	20.914	
2	<b>1'31.841</b>	19.196	23.044	28.824	20.777	318.5
3	<b>1'31.173</b>	18.790	22.851	28.855	20.677	321.6
4	<b>1'32.036</b>	18.901	23.021	29.416	20.698	320.6
5	<b>1'31.204</b>	18.816	22.973	28.778	20.637	320.6
6	<b>1'30.837</b>	18.728	22.735	28.728	20.646	319.6
7	<b>1'31.149</b>	18.809	22.913	28.682	20.745	318.5
8	<b>1'31.144</b>	18.890	22.881	28.686	20.687	317.5
9	1'33.457 P	19.973	23.638	29.522	20.324	307.7
Run #	2	Front Tyre	Slick-Hard	Rear Tyre	Slick-Soft	
		9 Laps at start		9 Laps at start		
10	10'08.128	20.402	23.643	29.456	21.257	
11	<b>1'31.797</b>	19.060	23.119	28.752	20.866	317.5

Lap	Lap Time	T1	T2	T3	T4	Speed
12	<b>1'31.350</b>	18.891	22.977	28.665	20.817	319.6
13	<b>1'33.115</b>	19.013	24.026	29.227	20.849	317.5
14	<b>1'30.863</b>	18.812	22.797	28.606	20.648	318.5
15	<b>1'30.972</b>	18.813	22.827	28.652	20.680	318.5
16	1'34.042 *	20.489 *	23.534	29.226	20.793	319.6
17	<b>1'31.669</b>	18.912	23.032	28.809	20.916	322.7
18	<b>1'34.457</b>	18.844	24.395	30.224	20.994	318.5
19	1'32.590 P	19.030	23.086	28.990	21.484	319.6
Run #	3	Front Tyre	Slick-Hard	Rear Tyre	Slick-Soft	
		New Tyre		New Tyre		
20	8'16.837	20.770	23.461	29.300	21.055	
21	<b>1'31.181</b>	19.025	22.794	28.591	20.771	322.7
22	1'30.701 *	18.693	22.615	28.660	20.733 *	323.7
23	1'37.243 P	22.257 *	26.180	28.918	19.888	307.7
Run #	4	Front Tyre	Slick-Hard	Rear Tyre	Slick-Soft	
		4 Laps at start		New Tyre		
24	3'25.203	21.042	23.458	29.258	20.876	
25	<b>1'30.947</b>	18.694	22.835	28.690	20.728	323.7
26	<b>1'30.437</b>	18.697	22.735	28.495	20.510	322.7
27	<b>1'30.177</b>	18.692	22.621	28.414	20.450	322.7
28	1'44.998 *	23.024 *	24.730	35.646 *	21.598	324.8

<b>8th</b>	<b>42</b>	<b>Alex RINS</b>		YAMAHA		SPA
		Monster Energy Yamaha MotoGP Team				
		Runs=4	Total laps=21	Full laps=14	Valid laps=10	
Run #	1	Front Tyre	Slick-Hard	Rear Tyre	Slick-Soft	
		New Tyre		New Tyre		
1	1'51.338	22.264	24.562	30.374	21.584	
2	<b>1'32.753</b>	19.498	23.157	29.282	20.816	315.5
3	<b>1'31.952</b>	18.957	22.913	29.081	21.001	316.5
4	1'33.457 *	18.862 *	24.329	29.511	20.755	316.5
5	<b>1'31.264</b>	18.872	22.851	28.825	20.716	315.5
6	1'37.772 P	19.234 *	24.126	32.630 *	21.782	316.5
Run #	2	Front Tyre	Slick-Hard	Rear Tyre	Slick-Soft	
		6 Laps at start		6 Laps at start		
7	9'56.142	24.331	24.356	29.863	21.493	
8	<b>1'35.821</b>	19.374	23.391	31.081	21.975	311.6
9	1'33.028 *	19.760 *	23.251	29.113	20.904	314.5
10	<b>1'38.003</b>	18.912	22.986	35.049	21.056	317.5
11	<b>1'31.941</b>	18.926	22.999	29.044	20.972	312.6
12	1'36.867 P	20.139	25.228	30.312	21.188	313.5
Run #	3	Front Tyre	Slick-Soft	Rear Tyre	Slick-Soft	
		New Tyre		New Tyre		
13	12'28.091	21.117	24.644	30.150	21.360	
14	<b>1'31.357</b>	18.962	22.928	28.751	20.716	312.6
15	<b>1'30.981</b>	18.929	22.753	28.623	20.676	312.6
16	1'37.584 P	21.338 *	25.090	30.813	20.343	304.0
Run #	4	Front Tyre	Slick-Soft	Rear Tyre	Slick-Soft	
		New Tyre		New Tyre		
17	9'31.311	22.117	23.483	29.087	20.640	
18	<b>1'30.195</b>	18.653	22.544	28.547	20.451	313.5
19	1'42.308 *	23.076 *	26.856	30.852	21.524	309.6
20	<b>1'33.070</b>	19.935	23.338	28.955	20.842	311.6
21	1'50.142 *	18.740	26.247	38.592 *	26.563	315.5

<b>Fastest Lap:</b>	Johann ZARCO	FRA	Castrol Honda LCR	<b>1'29.907</b>	18.581	22.558	28.363	20.405
---------------------	--------------	-----	-------------------	-----------------	--------	--------	--------	--------

These data/results cannot be reproduced, stored and/or transmitted in whole or in part by any manner of electronic, mechanical, photocopying, recording, broadcasting or otherwise now known or herein after developed without the previous express consent by the copyright owner, except for reproduction in daily press and regular printed publications on sale to the public within 60 days of the event related to those data/results and always provided that copyright symbol appears together as follows below.

© MotoGP Sports Entertainment Group, 2026

Official MotoGP Timing by  TISSOT

www.motogp.com

Le Mans, Friday, May 8, 2026

Page 3 of 8



## Practice

MotoGP™

Lap	Lap Time	T1	T2	T3	T4	Speed
<b>9th</b>	<b>79</b>	<b>Ai OGURA</b>		APRILIA		JPN
Trackhouse MotoGP Team						
Runs=4		Total laps=25		Full laps=18		Valid laps=17
Run #	1	Front Tyre	Slick-Hard	Rear Tyre	Slick-Soft	
		New Tyre		New Tyre		
1	1'55.310	20.973	25.361	30.687	21.680	
2	<b>1'33.632</b>	19.489	23.650	29.371	21.122	313.5
3	<b>1'34.548</b>	19.132	23.402	30.860	21.154	317.5
4	<b>1'31.838</b>	18.894	23.164	28.941	20.839	316.5
5	<b>1'31.711</b>	18.925	23.065	28.905	20.816	316.5
6	<b>1'36.664</b>	18.809	23.184	33.414	21.257	315.5
7	<b>1'31.709</b>	18.803	23.061	28.931	20.914	314.5
8	1'38.042 P	18.784	25.399	32.022	21.837	316.5
Run #	2	Front Tyre	Slick-Hard	Rear Tyre	Slick-Soft	
		8 Laps at start		8 Laps at start		
9	9'27.043	24.602	26.167	29.761	21.390	
10	<b>1'32.190</b>	19.005	23.124	29.018	21.043	314.5
11	<b>1'31.372</b>	18.846	23.008	28.694	20.824	312.6
12	<b>1'34.202</b>	18.773	22.949	31.170	21.310	314.5
13	<b>1'31.477</b>	18.853	23.026	28.715	20.883	315.5
14	<b>1'32.805</b>	18.809	23.043	29.125	21.828	312.6
15	<b>1'31.221</b>	18.755	22.994	28.753	20.719	315.5
16	1'42.158 P	21.773	25.582	31.363	23.440	289.0
Run #	3	Front Tyre	Slick-Hard	Rear Tyre	Slick-Soft	
		New Tyre		New Tyre		
17	12'27.443	22.593	24.388	29.682	21.442	
18	<b>1'31.151</b>	18.810	23.001	28.558	20.782	313.5
19	<b>1'30.494</b>	18.685	22.843	28.369	20.597	318.5
20	1'33.245 P	18.564	22.741	28.574	23.366	319.6
Run #	4	Front Tyre	Slick-Hard	Rear Tyre	Slick-Soft	
		4 Laps at start		New Tyre		
21	4'12.457	21.668	23.888	29.062	20.980	
22	<b>1'30.594</b>	18.793	22.772	28.348	20.681	316.5
23	<b>1'30.277</b>	18.539	22.651	28.446	20.641	316.5
24	<b>1'30.196</b>	18.462	22.776	28.376	20.582	319.6
25	1'38.909 *	21.191 *	25.332	30.434	21.952	310.6

<b>10th</b>	<b>37</b>	<b>Pedro ACOSTA</b>		KTM		SPA
Red Bull KTM Factory Racing						
Runs=5		Total laps=21		Full laps=12		Valid laps=11
Run #	1	Front Tyre	Slick-Hard	Rear Tyre	Slick-Soft	
		9 Laps at start		New Tyre		
1	1'41.065	18.925	24.428	29.629	21.188	
2	<b>1'31.854</b>	19.240	23.182	28.619	20.813	313.5
3	<b>1'31.152</b>	18.951	22.889	28.682	20.630	317.5
4	<b>1'30.792</b>	18.879	22.787	28.512	20.614	318.5
5	<b>1'36.049</b>	18.894	25.211	31.223	20.721	318.5
6	<b>1'30.760</b>	18.814	22.781	28.532	20.633	316.5
7	1'35.421 *	22.066 *	23.575	28.836	20.944	228.7
8	1'29.535 P	18.829	22.789	28.656	19.261	317.5
Run #	2	Front Tyre	Slick-Hard	Rear Tyre	Slick-Soft	
		17 Laps at start		8 Laps at start		
9	9'09.801	19.146	24.432	29.253	21.110	
10	1'31.827 *	19.323 *	23.060	28.682	20.762	316.5
11	1'31.607 P	18.778	22.843	28.676	21.310	316.5

Lap	Lap Time	T1	T2	T3	T4	Speed
<b>Run #</b>	<b>3</b>	<b>Front Tyre</b>		<b>Slick-Hard</b>		<b>Rear Tyre</b> Slick-Soft
		20 Laps at start		11 Laps at start		
12	10'51.625	19.039	24.755	31.928	21.187	
13	<b>1'31.517</b>	18.992	22.939	28.728	20.858	315.5
14	1'33.373 P	18.936	25.179	29.462 *	19.796	315.5
Run #	4	Front Tyre	Slick-Hard	Rear Tyre	Slick-Soft	
		New Tyre		New Tyre		
15	7'11.657	19.949	24.136	29.300	21.094	
16	<b>1'30.404</b>	18.866	22.715	28.215	20.608	317.5
	unfinished	18.616	22.641	28.234		318.5
Run #	5	Front Tyre	Slick-Soft	Rear Tyre	Slick-Soft	
		New Tyre		New Tyre		
17	<b>1'33.280</b>	18.771	24.055	29.167	21.287	
18	<b>1'30.852</b>	18.846	22.738	28.608	20.660	315.5
19	<b>1'30.196</b>	18.671	22.574	28.385	20.566	318.5
20	1'53.627 *	26.873 *	29.865	35.169 *	21.720	310.6
21	1'36.301 *	18.647	22.703	31.610 *	23.341	320.6

<b>11th</b>	<b>23</b>	<b>Enea BASTIANINI</b>		KTM		ITA
Red Bull KTM Tech3						
Runs=5		Total laps=24		Full laps=15		Valid laps=11
Run #	1	Front Tyre	Slick-Hard	Rear Tyre	Slick-Soft	
		New Tyre		New Tyre		
1	1'46.846	20.660	24.422	29.935	21.444	
2	<b>1'35.027</b>	19.393	24.700	29.736	21.198	316.5
3	<b>1'31.498</b>	19.161	22.954	28.716	20.667	317.5
4	1'32.896 *	19.095	22.965	28.579 *	22.257	313.5
5	<b>1'31.237</b>	18.950	22.996	28.716	20.575	316.5
6	<b>1'31.251</b>	18.929	22.940	28.807	20.575	315.5
7	1'34.620 P	20.685 *	24.346	29.210	20.379	314.5
Run #	2	Front Tyre	Slick-Hard	Rear Tyre	Slick-Soft	
		7 Laps at start		7 Laps at start		
8	10'23.367	20.434	24.094	31.036	21.041	
9	1'31.526 *	19.259 *	22.975	28.662	20.630	315.5
10	<b>1'31.136</b>	18.928	22.894	28.707	20.607	315.5
11	<b>1'31.845</b>	18.902	22.912	28.607	21.424	316.5
12	1'34.198 P	20.289 *	25.023	28.981	19.905	316.5
Run #	3	Front Tyre	Slick-Hard	Rear Tyre	Slick-Soft	
		12 Laps at start		12 Laps at start		
13	8'55.568	19.597	23.976	29.637	21.008	
14	<b>1'31.504</b>	19.148	22.990	28.721	20.645	313.5
15	1'32.541 *	19.022	22.959	29.352 *	21.208	315.5
16	1'31.679 P	19.059	23.020	29.546	20.054	313.5
Run #	4	Front Tyre	Slick-Hard	Rear Tyre	Slick-Soft	
		New Tyre		New Tyre		
17	5'48.202 *	22.180	26.021 *	30.103	20.976	
18	<b>1'30.791</b>	18.966	22.755	28.568	20.502	318.5
19	<b>1'30.379</b>	18.750	22.702	28.457	20.470	317.5
20	1'33.719 P	20.932	23.439	29.141	20.207	306.8
Run #	5	Front Tyre	Slick-Hard	Rear Tyre	Slick-Soft	
		4 Laps at start		New Tyre		
21	3'48.309 *	22.493	23.769	29.483 *	20.909	
22	<b>1'30.274</b>	18.786	22.685	28.413	20.390	313.5
23	<b>1'30.282</b>	18.675	22.699	28.488	20.420	318.5
24	1'43.631 *	22.123 *	25.095	33.951 *	22.462	322.7

**Fastest Lap:** Johann ZARCO FRA Castrol Honda LCR **1'29.907** 18.581 22.558 28.363 20.405

These data/results cannot be reproduced, stored and/or transmitted in whole or in part by any manner of electronic, mechanical, photocopying, recording, broadcasting or otherwise now known or herein after developed without the previous express consent by the copyright owner, except for reproduction in daily press and regular printed publications on sale to the public within 60 days of the event related to those data/results and always provided that copyright symbol appears together as follows below.

© MotoGP Sports Entertainment Group, 2026

Official MotoGP Timing by  TISSOT

www.motogp.com

Le Mans, Friday, May 8, 2026

Page 4 of 8



## Practice

## MotoGP™

Lap	Lap Time	T1	T2	T3	T4	Speed
<b>12th</b>	<b>33</b>	<b>Brad BINDER</b>		KTM		RSA
		Red Bull KTM Factory Racing				
		Runs=5	Total laps=26	Full laps=17	Valid laps=14	
Run #	1	Front Tyre	Slick-Hard	Rear Tyre	Slick-Medium	
		8 Laps at start		8 Laps at start		
1	1'43.547	20.541	24.288	29.681	21.100	
2	<b>1'32.580</b>	19.199	23.086	29.509	20.786	312.6
3	<b>1'32.554</b>	19.085	23.132	29.169	21.168	312.6
4	<b>1'31.871</b>	19.095	23.150	28.679	20.947	313.5
5	1'36.365 P	19.663	26.418	29.175	<b>21.109</b>	315.5
Run #	2	Front Tyre	Slick-Hard	Rear Tyre	Slick-Soft	
		13 Laps at start		New Tyre		
6	6'55.660	21.908	26.259	30.004	22.041	
7	1'34.298 *	19.380	22.973	30.216 *	21.729	313.5
8	<b>1'31.334</b>	19.126	22.860	28.606	20.742	312.6
9	<b>1'42.095</b>	19.667	27.031	30.978	24.419	314.5
10	<b>1'34.684</b>	19.380	25.460	28.786	21.058	312.6
11	1'32.813 *	19.176 *	23.171	28.997	21.469	315.5
12	<b>1'31.417</b>	19.069	23.005	28.662	20.681	317.5
13	1'31.557 P	19.022	23.016	28.716	<b>20.803</b>	317.5
Run #	3	Front Tyre	Slick-Hard	Rear Tyre	Slick-Soft	
		21 Laps at start		8 Laps at start		
14	7'55.492	24.685	24.626	31.912	22.324	
15	<b>1'45.970</b>	19.603	23.880	39.931	22.556	309.6
16	<b>1'32.525</b>	19.130	23.064	29.403	20.928	311.6
17	1'31.467 P	19.025	23.106	28.797	<b>20.539</b>	313.5
Run #	4	Front Tyre	Slick-Hard	Rear Tyre	missing data	
		New Tyre		Laps at start		
18	7'12.137	19.923	23.825	29.148	21.016	
19	<b>1'30.996</b>	19.153	22.835	28.410	20.598	316.5
20	<b>1'30.964</b>	18.924	22.818	28.583	20.639	315.5
21	1'33.493 P	19.401	23.289	28.918	<b>21.885</b>	313.5
Run #	5	Front Tyre	Slick-Hard	Rear Tyre	Slick-Soft	
		4 Laps at start		New Tyre		
22	4'16.306	18.766	23.710	29.493	20.913	
23	<b>1'30.674</b>	18.877	<b>22.670</b>	28.458	20.669	315.5
24	<b>1'30.288</b>	<b>18.689</b>	22.740	<b>28.337</b>	<b>20.522</b>	<b>319.6</b>
25	1'44.884 *	21.386 *	32.247	29.861	21.390	317.5
26	<b>1'43.068</b>	19.130	25.655	36.864	21.419	311.6

<b>13th</b>	<b>93</b>	<b>Marc MARQUEZ</b>		DUCATI		SPA
		Ducati Lenovo Team				
		Runs=5	Total laps=24	Full laps=15	Valid laps=12	
Run #	1	Front Tyre	Slick-Hard	Rear Tyre	Slick-Soft	
		New Tyre		New Tyre		
1	1'54.867	21.602	25.364	31.398	21.518	
2	<b>1'33.550</b>	19.507	23.495	29.465	21.083	315.5
3	<b>1'33.047</b>	19.333	23.431	29.342	20.941	315.5
4	<b>1'31.832</b>	19.053	23.098	28.983	20.698	316.5
5	<b>1'31.086</b>	18.825	22.907	28.877	20.477	317.5
6	1'35.240 P	18.806	22.971	32.575	20.888	318.5
Run #	2	Front Tyre	Slick-Hard	Rear Tyre	Slick-Soft	
		6 Laps at start		6 Laps at start		
7	8'28.929	22.697	24.794	30.413	21.779	
8	<b>1'34.090</b>	19.719	23.798	29.303	21.270	312.6

Lap	Lap Time	T1	T2	T3	T4	Speed
9	<b>1'31.784</b>	19.024	22.899	28.940	20.921	314.5
10	1'33.029 *	19.007 *	23.038	29.144	21.840	316.5
11	<b>1'31.254</b>	18.897	22.933	28.810	20.614	315.5
12	1'39.964 P	19.458 *	27.684	32.365	<b>20.457</b>	319.6
Run #	3	Front Tyre	Slick-Hard	Rear Tyre	Slick-Soft	
		12 Laps at start		12 Laps at start		
13	9'43.934	20.728	25.266	30.158	21.281	
14	<b>1'34.912</b>	19.302	23.295	31.214	21.101	312.6
15	<b>1'31.632</b>	18.901	23.003	28.947	20.781	313.5
16	1'36.249 P	18.893 *	26.212	30.732	<b>20.412</b>	314.5
Run #	4	Front Tyre	Slick-Hard	Rear Tyre	Slick-Soft	
		New Tyre		New Tyre		
17	7'11.298	20.944	24.151	30.390	21.045	
18	1'30.913 *	18.867	22.745	28.611	<b>20.690</b> *	314.5
19	<b>1'30.371</b>	<b>18.613</b>	22.715	28.568	<b>20.475</b>	317.5
20	1'38.389 P	19.949 *	25.708	<b>32.110</b> *	<b>20.622</b>	<b>321.6</b>
Run #	5	Front Tyre	Slick-Hard	Rear Tyre	Slick-Soft	
		4 Laps at start		New Tyre		
21	4'08.113	20.477	24.941	29.593	20.694	
22	<b>1'32.586</b>	18.643	<b>22.676</b>	<b>28.384</b>	22.883	318.5
23	1'35.161 *	19.978 *	24.637	29.626	20.920	309.6
24	<b>1'34.733</b>	18.721	22.774	31.455	21.783	316.5

<b>14th</b>	<b>25</b>	<b>Raul FERNANDEZ</b>		APRILIA		SPA
		Trackhouse MotoGP Team				
		Runs=4	Total laps=22	Full laps=15	Valid laps=16	
Run #	1	Front Tyre	Slick-Hard	Rear Tyre	Slick-Soft	
		New Tyre		New Tyre		
1	2'07.708	21.366	24.305	30.307	21.083	
2	<b>1'32.095</b>	19.230	22.998	28.948	20.919	314.5
3	<b>1'31.913</b>	19.248	22.963	28.983	20.719	313.5
4	<b>1'31.310</b>	18.987	22.895	28.813	20.615	312.6
5	1'35.667 *	19.699 *	25.606	29.458	20.904	315.5
6	<b>1'31.292</b>	18.908	22.911	28.719	20.754	315.5
7	1'36.833 P	20.342 *	24.936	30.151	<b>21.404</b>	313.5
Run #	2	Front Tyre	Slick-Hard	Rear Tyre	Slick-Soft	
		7 Laps at start		7 Laps at start		
8	11'23.885	22.943	24.051	29.922	20.980	
9	<b>1'31.825</b>	19.159	22.919	28.763	20.984	314.5
10	<b>1'31.124</b>	18.806	22.768	28.754	20.796	<b>318.5</b>
11	1'35.551 *	20.798 *	24.721	29.103	20.929	311.6
12	<b>1'31.393</b>	18.859	22.822	28.713	20.999	316.5
13	<b>1'34.553</b>	18.813	25.369	29.397	20.974	315.5
14	<b>1'31.763</b>	18.862	22.936	28.815	21.150	315.5
	<b>unfinished</b>	18.811	23.669			316.5
Run #	3	Front Tyre	Slick-Hard	Rear Tyre	Slick-Soft	
		New Tyre		New Tyre		
15	<b>1'36.196</b>	22.060	23.697	29.569	20.870	
16	<b>1'31.220</b>	19.014	<b>22.741</b>	28.900	20.565	312.6
17	<b>1'30.417</b>	18.762	<b>22.619</b>	28.560	<b>20.476</b>	314.5
18	1'44.242 P	22.672 *	26.582	31.235	<b>23.753</b>	288.2
Run #	4	Front Tyre	Slick-Hard	Rear Tyre	Slick-Soft	
		4 Laps at start		New Tyre		
19	4'16.778	20.706	23.277	29.056	20.629	
20	<b>1'50.822</b>	18.751	36.451	33.630	21.990	316.5

**Fastest Lap:** Johann ZARCO FRA Castrol Honda LCR **1'29.907** 18.581 22.558 28.363 20.405

These data/results cannot be reproduced, stored and/or transmitted in whole or in part by any manner of electronic, mechanical, photocopying, recording, broadcasting or otherwise now known or herein after developed without the previous express consent by the copyright owner, except for reproduction in daily press and regular printed publications on sale to the public within 60 days of the event related to those data/results and always provided that copyright symbol appears together as follows below.

© MotoGP Sports Entertainment Group, 2026

Official MotoGP Timing by  TISSOT

www.motogp.com

Le Mans, Friday, May 8, 2026

Page 5 of 8

## Practice

## MotoGP™

Lap	Lap Time	T1	T2	T3	T4	Speed
21	<b>1'30.617</b>	18.673	22.684	28.617	20.643	317.5
22	<b>1'50.427</b>	18.642	22.743	28.503	40.539	317.5

<b>15th</b>	<b>43</b>	<b>Jack MILLER</b>	YAMAHA			AUS
		Prima Pramac Yamaha MotoGP				
		Runs=5	Total laps=26	Full laps=17	Valid laps=12	

Run #	1	Front Tyre	Slick-Hard	Rear Tyre	Slick-Soft	
			New Tyre		New Tyre	
1	2'03.387	20.252	24.821	30.344	21.612	
2	1'37.856 *	19.466	23.105	32.880 *	22.405	312.6
3	<b>1'31.986</b>	19.231	23.072	28.962	20.721	310.6
4	<b>1'31.838</b>	19.048	23.047	29.044	20.699	308.7
5	<b>1'31.907</b>	18.969	23.049	29.047	20.842	311.6
6	1'34.211 *	20.301 *	24.202	28.956	20.752	308.7
7	1'36.362 P	18.943	25.755	30.376	21.288	310.6

Run #	2	Front Tyre	Slick-Hard	Rear Tyre	Slick-Soft	
			7 Laps at start		7 Laps at start	
8	8'31.025	22.932	24.737	29.963	21.353	
9	<b>1'32.060</b>	19.123	22.967	29.042	20.928	308.7
10	1'33.792 *	19.436 *	23.860	29.284	21.212	309.6
11	<b>1'32.263</b>	19.327	23.077	28.931	20.928	309.6
12	1'36.907 P	19.366	23.941	32.840 *	20.760	309.6

Run #	3	Front Tyre	Slick-Hard	Rear Tyre	Slick-Medium	
			12 Laps at start		6 Laps at start	
13	6'18.139	22.432	23.998	29.203	21.142	
14	1'31.813 *	19.062	23.062	28.919 *	20.770	308.7
15	<b>1'31.756</b>	18.982	22.989	28.911	20.874	307.7
16	<b>1'43.182</b>	19.388	24.359	32.469	26.966	308.7
17	<b>1'31.603</b>	19.041	22.945	28.904	20.713	310.6
18	1'33.200 P	19.508 *	23.976	29.837	19.879	311.6

Run #	4	Front Tyre	Slick-Hard	Rear Tyre	Slick-Soft	
			New Tyre		New Tyre	
19	7'43.942	24.605	28.204	29.260	20.766	
20	<b>1'30.815</b>	18.833	22.757	28.525	20.700	310.6
21	<b>1'42.521</b>	19.156	23.983	33.477	25.905	308.7
22	1'33.019 P	19.405 *	24.151	29.480	19.983	312.6

Run #	5	Front Tyre	Slick-Hard	Rear Tyre	Slick-Soft	
			4 Laps at start		New Tyre	
23	3'28.903	20.825	23.924	29.145	20.696	
24	<b>1'30.428</b>	18.746	22.698	28.557	20.427	312.6
25	<b>1'39.970</b>	23.256	25.651	30.137	20.926	312.6
26	1'34.362 *	18.753	22.811	30.871 *	21.927	311.6

<b>16th</b>	<b>10</b>	<b>Luca MARINI</b>	HONDA			ITA
		Honda HRC Castrol				
		Runs=5	Total laps=25	Full laps=16	Valid laps=15	

Run #	1	Front Tyre	Slick-Hard	Rear Tyre	Slick-Soft	
			New Tyre		New Tyre	
1	1'47.825	21.675	25.649	29.877	21.607	
2	<b>1'33.244</b>	19.653	23.141	29.612	20.838	318.5
3	<b>1'31.525</b>	19.079	22.980	28.842	20.624	318.5
4	<b>1'31.065</b>	18.921	22.982	28.604	20.558	320.6
5	1'31.258 P	19.331	23.089	29.154	19.684	303.1

Run #	2	Front Tyre	Slick-Hard	Rear Tyre	Slick-Soft	
			5 Laps at start		5 Laps at start	
6	7'23.307	21.064	23.879	29.338	20.891	

<b>Fastest Lap:</b>	Johann ZARCO	FRA	Castrol Honda LCR	<b>1'29.907</b>	18.581	22.558	28.363	20.405
---------------------	--------------	-----	-------------------	-----------------	--------	--------	--------	--------

These data/results cannot be reproduced, stored and/or transmitted in whole or in part by any manner of electronic, mechanical, photocopying, recording, broadcasting or otherwise now known or herein after developed without the previous express consent by the copyright owner, except for reproduction in daily press and regular printed publications on sale to the public within 60 days of the event related to those data/results and always provided that copyright symbol appears together as follows below.

© MotoGP Sports Entertainment Group, 2026

Official MotoGP Timing by  TISSOT

www.motogp.com

Le Mans, Friday, May 8, 2026

Page 6 of 8



Lap	Lap Time	T1	T2	T3	T4	Speed
7	<b>1'31.633</b>	19.184	22.899	28.689	20.861	315.5
8	<b>1'33.383</b>	18.976	22.810	30.906	20.691	315.5
9	<b>1'31.290</b>	19.057	22.858	28.616	20.759	317.5
10	<b>1'30.921</b>	18.819	22.817	28.542	20.743	316.5
11	1'35.685 P	19.967 *	25.070	30.281 *	20.367	317.5

Run #	3	Front Tyre	Slick-Hard	Rear Tyre	Slick-Soft	
			11 Laps at start		11 Laps at start	

12	7'32.919	20.268	23.647	29.140	20.806	
13	<b>1'31.721</b>	19.083	23.110	28.774	20.754	312.6
14	<b>1'31.491</b>	18.978	22.871	28.957	20.685	315.5
15	<b>1'31.483</b>	19.144	22.924	28.663	20.752	316.5
16	1'41.032 P	21.546 *	24.871	32.957 *	21.658	299.4

Run #	4	Front Tyre	Slick-Hard	Rear Tyre	Slick-Soft	
			New Tyre		New Tyre	

17	8'31.263 *	18.439	23.788	29.065 *	20.913	
18	<b>1'33.306</b>	18.994	23.800	29.363	21.149	315.5
19	<b>1'30.582</b>	18.895	22.766	28.487	20.434	316.5
20	1'33.419 P	20.261 *	23.671	29.346 *	20.141	318.5

Run #	5	Front Tyre	Slick-Hard	Rear Tyre	Slick-Soft	
			4 Laps at start		New Tyre	

21	5'22.794	24.537	24.141	30.051	21.898	
22	<b>1'30.463</b>	18.845	22.640	28.544	20.434	317.5
23	<b>1'37.254</b>	18.821	26.792	30.469	21.172	317.5
24	<b>1'30.516</b>	18.728	22.770	28.492	20.526	319.6
25	1'37.692 *	18.866	25.638 *	30.838	22.350	315.5

<b>17th</b>	<b>20</b>	<b>Fabio QUARTARARO</b>	YAMAHA			FRA
		Monster Energy Yamaha MotoGP Team				
		Runs=4	Total laps=27	Full laps=19	Valid laps=15	

Run #	1	Front Tyre	Slick-Hard	Rear Tyre	Slick-Soft	
			New Tyre		New Tyre	

1	2'49.063 *	20.411	24.831	30.818 *	21.686	
2	1'35.397 *	20.222	23.856	30.100 *	21.219	296.7
3	<b>1'31.927</b>	19.151	23.064	28.982	20.730	305.8
4	<b>1'34.724</b>	19.060	24.925	29.501	21.238	309.6
5	<b>1'31.607</b>	19.115	22.980	28.824	20.688	309.6
6	1'36.202 *	20.213 *	25.125	29.739	21.125	310.6
7	<b>1'31.250</b>	18.981	22.856	28.739	20.674	310.6
8	<b>1'31.230</b>	18.927	22.856	28.762	20.685	312.6
9	1'34.436 P	19.804 *	24.801	30.056	19.775	293.2

Run #	2	Front Tyre	Slick-Hard	Rear Tyre	Slick-Soft	
			9 Laps at start		9 Laps at start	

10	9'50.718	20.442	24.099	29.670	21.210	
11	<b>1'34.073</b>	19.680	23.853	29.457	21.083	309.6
12	<b>1'31.842</b>	19.260	22.962	28.879	20.741	308.7
13	<b>1'31.453</b>	19.056	22.851	28.814	20.732	308.7
14	<b>1'31.653</b>	19.090	22.944	28.875	20.744	308.7
15	1'36.194 *	18.994	22.901	32.195 *	22.104	311.6
16	<b>1'35.983</b>	19.084	24.721	30.924	21.254	311.6
17	<b>1'31.601</b>	18.986	23.032	28.839	20.744	311.6
18	1'35.505 P	20.265 *	25.221	30.071	19.948	301.2

Run #	3	Front Tyre	Slick-Soft	Rear Tyre	Slick-Soft	
			New Tyre		New Tyre	

19	7'44.242 *	22.672	23.852	29.710 *	21.225	
20	<b>1'33.846</b>	19.027	24.251	29.519	21.049	308.7

## Practice

## MotoGP™

Lap	Lap Time	T1	T2	T3	T4	Speed
21	<b>1'30.729</b>	18.852	22.723	<b>28.581</b>	20.573	310.6
22	1'37.375 P	22.820 *	24.967	29.716	19.872	213.9
Run #	4	Front Tyre	Slick-Soft	Rear Tyre	Slick-Soft	
		4 Laps at start			New Tyre	
23	3'01.006	20.222	23.739	29.859	21.147	
24	<b>1'30.469</b>	18.791	<b>22.607</b>	28.611	20.460	310.6
25	1'36.651 *	21.880 *	24.621	29.088	21.062	218.6
26	<b>1'30.485</b>	<b>18.769</b>	22.634	28.623	<b>20.459</b>	308.7
27	1'43.818 P	26.719 *	27.983	29.606	19.510	203.0

**18th** **21** **Franco MORBIDELLI** DUCATI ITA  
Pertamina Enduro VR46 Racing Team

Runs=5 Total laps=24 Full laps=15 Valid laps=12

Run #	1	Front Tyre	Slick-Hard	Rear Tyre	Slick-Soft	
		New Tyre			New Tyre	
1	1'46.211	20.921	24.935	30.186	21.396	
2	<b>1'33.134</b>	19.441	23.437	29.280	20.976	311.6
3	<b>1'32.334</b>	19.198	23.282	29.003	20.851	310.6
4	<b>1'31.762</b>	19.015	23.140	28.835	20.772	311.6
5	<b>1'31.782</b>	18.948	23.077	29.066	20.691	313.5
6	1'46.047 P	23.265	26.818	34.608	21.356	283.2

Run #	2	Front Tyre	Slick-Hard	Rear Tyre	Slick-Soft	
		6 Laps at start			6 Laps at start	
7	9'57.799	25.320	25.511	30.534	24.041	
8	<b>1'33.086</b>	19.391	23.415	29.321	20.959	311.6
9	1'33.736 *	19.839 *	23.392	29.384	21.121	311.6
10	<b>1'32.290</b>	19.092	23.235	29.075	20.888	310.6
11	<b>1'31.798</b>	19.024	23.010	28.960	20.804	312.6
12	1'42.743 P	25.913	25.841	30.329	20.660	305.8

Run #	3	Front Tyre	Slick-Hard	Rear Tyre	Slick-Soft	
		12 Laps at start			12 Laps at start	
13	8'42.933	23.891	24.554	29.733	21.023	
14	<b>1'32.064</b>	19.127	23.085	29.031	20.821	309.6
15	<b>1'31.530</b>	18.912	22.970	28.862	20.786	311.6
16	1'38.574 P	21.145	25.540	31.033	20.856	298.5

Run #	4	Front Tyre	Slick-Hard	Rear Tyre	Slick-Soft	
		New Tyre			New Tyre	
17	7'19.079	24.238	24.301	29.111	20.843	
18	<b>1'31.013</b>	<b>18.800</b>	22.870	28.718	20.625	<b>314.5</b>
19	<b>1'30.670</b>	18.864	<b>22.746</b>	<b>28.566</b>	<b>20.494</b>	312.6
20	1'37.391 P	22.443	25.653	29.418	19.877	302.1

Run #	5	Front Tyre	Slick-Hard	Rear Tyre	Slick-Soft	
		4 Laps at start			New Tyre	
21	3'37.468	21.206	23.803	29.010	20.563	
22	1'34.364 *	18.850	22.753	31.471 *	21.290	313.5
23	<b>1'30.959</b>	18.847	22.856	28.744	20.512	312.6
24	1'53.426 *	25.793 *	30.684 *	34.995	21.954	274.7

**19th** **11** **Diogo MOREIRA** HONDA BRA  
Pro Honda LCR

Runs=4 Total laps=22 Full laps=15 Valid laps=13

Run #	1	Front Tyre	Slick-Hard	Rear Tyre	Slick-Soft	
		New Tyre			New Tyre	
1	1'55.580	23.059	25.685	31.902	23.495	
2	<b>1'33.478</b>	19.506	23.509	29.411	21.052	315.5
3	<b>1'32.538</b>	19.263	23.249	29.114	20.912	313.5

Lap	Lap Time	T1	T2	T3	T4	Speed
4	<b>1'32.159</b>	19.124	23.156	29.113	20.766	313.5
5	<b>1'31.149</b>	18.894	22.973	28.707	20.575	318.5
6	1'37.450 P	21.149 *	26.217	29.503	<b>20.581</b>	315.5

Run #	2	Front Tyre	Slick-Hard	Rear Tyre	Slick-Soft	
		6 Laps at start			6 Laps at start	

7	11'27.185	22.014	25.871	29.974	21.253	
8	1'33.131 *	19.890 *	23.315	29.073	20.853	308.7
9	<b>1'33.021</b>	19.198	23.831	29.053	20.939	310.6
10	<b>1'32.061</b>	19.211	23.035	28.961	20.854	312.6
11	<b>1'32.895</b>	19.170	23.632	29.295	20.798	310.6
12	<b>1'31.797</b>	19.043	23.024	29.040	20.690	311.6
13	1'33.659 P	19.159	23.019	30.273	<b>21.208</b>	309.6

Run #	3	Front Tyre	Slick-Hard	Rear Tyre	Slick-Soft	
		New Tyre			New Tyre	

14	11'47.215	20.866	23.983	29.065	21.032	
15	<b>1'30.849</b>	18.886	22.703	<b>28.551</b>	20.709	314.5
16	<b>1'30.815</b>	<b>18.741</b>	22.773	28.688	20.613	317.5
17	1'39.993 P	21.200 *	27.754	30.480	<b>20.559</b>	275.4

Run #	4	Front Tyre	Slick-Soft	Rear Tyre	Slick-Soft	
		New Tyre			New Tyre	

18	7'22.480 *	19.565	23.236	29.177 *	20.785	
19	<b>1'30.723</b>	18.837	<b>22.669</b>	28.670	<b>20.547</b>	317.5
20	<b>1'38.658</b>	21.871	25.558	29.030	22.199	<b>320.6</b>
21	<b>1'31.560</b>	18.864	23.060	28.896	20.740	318.5
22	1'38.751 *	20.266 *	25.445	31.252	21.788	317.5

**20th** **7** **Toprak RAZGATLIOGLU** YAMAHA TUR  
Prima Pramac Yamaha MotoGP

Runs=4 Total laps=20 Full laps=13 Valid laps=13

Run #	1	Front Tyre	Slick-Hard	Rear Tyre	Slick-Soft	
		New Tyre			New Tyre	

1	1'51.597	20.914	24.448	30.241	21.488	
2	<b>1'38.659</b>	21.536	24.065	31.437	21.621	308.7
3	<b>1'32.252</b>	19.173	23.032	29.101	20.946	<b>315.5</b>
4	<b>1'32.082</b>	19.018	23.131	29.156	20.777	311.6
5	<b>1'34.716</b>	19.086	23.826	29.275	22.529	314.5
6	<b>1'34.690</b>	18.890	23.087	31.690	21.023	310.6
7	<b>1'31.748</b>	<b>18.869</b>	23.033	29.122	20.724	311.6
8	1'32.042 P	19.042	23.452	29.053	<b>20.495</b>	314.5

Run #	2	Front Tyre	Slick-Hard	Rear Tyre	Slick-Soft	
		8 Laps at start			8 Laps at start	

9	11'35.521 *	21.043	24.266	33.469 *	22.443	
10	<b>1'34.692</b>	19.780	24.334	29.408	21.170	311.6
11	1'38.743 P	24.658	24.646	29.295	<b>20.144</b>	309.6

Run #	3	Front Tyre	Slick-Hard	Rear Tyre	Slick-Soft	
		New Tyre			New Tyre	

12	11'41.622 *	20.717	23.953	33.865 *	21.632	
13	<b>1'35.357</b>	19.788	23.928	30.528	21.113	306.8
14	<b>1'34.089</b>	19.089	24.547	29.280	21.173	304.9
15	1'33.873 P	20.880	23.602	29.161	<b>20.230</b>	307.7

Run #	4	Front Tyre	Slick-Soft	Rear Tyre	Slick-Soft	
		New Tyre			New Tyre	

16	10'29.434 *	21.371	23.734	29.146 *	20.892	
17	<b>1'31.328</b>	18.950	<b>22.853</b>	28.876	<b>20.649</b>	309.6
18	<b>1'39.788</b>	20.443	24.222	34.258	20.865	313.5

**Fastest Lap:** Johann ZARCO FRA Castrol Honda LCR **1'29.907** 18.581 22.558 28.363 20.405

These data/results cannot be reproduced, stored and/or transmitted in whole or in part by any manner of electronic, mechanical, photocopying, recording, broadcasting or otherwise now known or herein after developed without the previous express consent by the copyright owner, except for reproduction in daily press and regular printed publications on sale to the public within 60 days of the event related to those data/results and always provided that copyright symbol appears together as follows below.

© MotoGP Sports Entertainment Group, 2026

Official MotoGP Timing by  TISSOT

www.motogp.com

Le Mans, Friday, May 8, 2026

Page 7 of 8

## Practice

## MotoGP™

Lap	Lap Time	T1	T2	T3	T4	Speed	Lap	Lap Time	T1	T2	T3	T4	Speed
19	<b>1'32.791</b>	19.409	23.380	28.914	21.088	311.6	16	<b>1'32.675</b>	19.401	23.182	29.106	20.986	304.9
20	<b>1'31.628</b>	18.966	23.114	28.830	20.718	309.6	17	1'34.556 P	20.495	24.023	29.568	20.470	302.1
<b>21st 54 Fermin ALDEGUER</b> DUCATI SPA BK8 Gresini Racing MotoGP							<b>Run # 4</b> Front Tyre Slick-Soft Rear Tyre Slick-Soft New Tyre New Tyre						
Runs=4 Total laps=17 Full laps=10 Valid laps=9							18 9'28.536 20.953 24.612 33.989 21.700						
Run #	1	Front Tyre	Slick-Hard	Rear Tyre	Slick-Soft		19	<b>1'32.558</b>	19.197	23.092	29.241	21.028	312.6
		New Tyre		New Tyre			20	<b>1'32.450</b>	19.230	23.102	29.203	20.915	310.6
1	2'19.232	20.549	24.860	30.282	21.471		21	1'39.291 *	19.277	23.244	34.649 *	22.121	310.6
2	<b>1'35.338</b>	19.193	23.311	31.699	21.135	312.6							
3	1'32.749 *	19.041	23.129	29.551 *	21.028	312.6							
4	<b>1'31.935</b>	18.928	23.073	29.104	20.830	314.5							
5	<b>1'31.786</b>	18.839	23.042	29.166	20.739	314.5							
6	1'38.592 P	20.071 *	25.797	31.520	21.204	315.5							
Run #	2	Front Tyre	Slick-Hard	Rear Tyre	missing data								
		6 Laps at start		Laps at start									
7	10'32.192	20.572	24.448	30.023	21.274								
8	5'01.605 P	3'27.471	33.057	39.073 *	22.004	312.6							
Run #	3	Front Tyre	Slick-Hard	Rear Tyre	Slick-Soft								
		New Tyre		New Tyre									
9	16'39.573	21.258	24.396	29.714	21.106								
10	<b>1'32.148</b>	19.052	23.105	29.123	20.868	313.5							
11	<b>1'31.823</b>	19.011	23.024	29.031	20.757	313.5							
12	<b>1'31.434</b>	18.884	22.977	28.890	20.683	313.5							
13	1'37.068 P	21.171 *	24.470	30.339	21.088	273.2							
Run #	4	Front Tyre	Slick-Soft	Rear Tyre	Slick-Soft								
		New Tyre		New Tyre									
14	6'44.293 *	20.121	23.955	30.004	21.284 *								
15	<b>1'33.003</b>	19.067	23.091	29.252	21.593	316.5							
16	<b>1'37.012</b>	18.892	23.026	33.321	21.773	317.5							
17	<b>1'31.510</b>	18.851	22.978	28.931	20.750	318.5							

**22nd 94 Jonas FOLGER** KTM GER  
Red Bull KTM Tech3

Run #	1	Front Tyre	Slick-Hard	Rear Tyre	Slick-Soft	
		New Tyre		New Tyre		
1	2'20.093	21.989	25.727	32.041	26.257	
2	<b>1'35.232</b>	19.902	23.811	30.221	21.298	304.9
3	1'34.202 *	19.515	23.421	29.866 *	21.400	310.6
4	<b>1'34.616</b>	19.726	23.585	29.943	21.362	305.8
5	<b>1'33.917</b>	19.493	23.546	29.597	21.281	306.8
6	<b>1'34.725</b>	19.927	23.789	29.575	21.434	298.5
7	<b>1'34.204</b>	19.818	23.502	29.568	21.316	304.9
8	<b>1'33.525</b>	19.548	23.373	29.412	21.192	297.6
9	1'38.330 P	21.238	24.882	29.941	22.269	283.2
Run #	2	Front Tyre	Slick-Hard	Rear Tyre	Slick-Soft	
		9 Laps at start		9 Laps at start		
10	10'43.441	26.712	24.563	30.608	21.786	
11	1'40.869 *	19.910	23.510	35.203 *	22.246	310.6
12	<b>1'34.001</b>	19.581	23.538	29.562	21.320	301.2
13	1'40.111 P	22.799 *	25.439	29.615	22.258	295.0
Run #	3	Front Tyre	Slick-Hard	Rear Tyre	Slick-Soft	
		New Tyre		New Tyre		
14	10'35.235	23.420	24.796	30.101	21.744	
15	<b>1'33.338</b>	19.592	23.361	29.332	21.053	298.5

**Fastest Lap:** Johann ZARCO FRA Castrol Honda LCR **1'29.907** 18.581 22.558 28.363 20.405

These data/results cannot be reproduced, stored and/or transmitted in whole or in part by any manner of electronic, mechanical, photocopying, recording, broadcasting or otherwise now known or herein after developed without the previous express consent by the copyright owner, except for reproduction in daily press and regular printed publications on sale to the public within 60 days of the event related to those data/results and always provided that copyright symbol appears together as follows below.

© MotoGP Sports Entertainment Group, 2026

Official MotoGP Timing by TISSOT

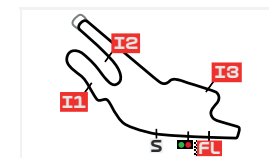
www.motogp.com

Le Mans, Friday, May 8, 2026

Page 8 of 8

# BEST PARTIAL TIMES

## MICHELIN GRAND PRIX OF FRANCE PRACTICE



Le Mans 4185 m.

*IT* Ideal Lap Time, sum of the best partial times

*BT* Best Lap Time

Pos	T1		T2		T3		T4		Pos	Rider	IT	BT	
	Rider	Time	Rider	Time	Rider	Time	Rider	Time					
1	A.OGURA	18.462	F.DI GIANNANT	22.540	P.ACOSTA	28.215	J.MIR	20.355	1	F.DI GIANNANTONI	1'29.777	1'29.917	(2)
2	<b>A.MARQUEZ</b>	<b>18.555</b>	<b>A.RINS</b>	<b>22.544</b>	<b>F.DI GIANNANT</b>	<b>28.255</b>	<b>F.DI GIANNANT</b>	<b>20.370</b>	2	J.ZARCO	1'29.907	1'29.907	(1)
3	J.ZARCO	18.581	J.MIR	22.556	F.BAGNAIA	28.255	E.BASTIANINI	20.390	3	F.BAGNAIA	1'29.911	1'30.045	(3)
4	<b>J.MARTIN</b>	<b>18.601</b>	<b>J.ZARCO</b>	<b>22.558</b>	<b>J.MIR</b>	<b>28.310</b>	<b>J.ZARCO</b>	<b>20.405</b>	4	P.ACOSTA	1'29.971	1'30.196	(10)
5	F.DI GIANNANT	18.612	P.ACOSTA	22.574	B.BINDER	28.337	F.BAGNAIA	20.426	5	J.MIR	1'29.996	1'30.092	(5)
6	<b>M.MARQUEZ</b>	<b>18.613</b>	<b>F.QUARTARAR</b>	<b>22.607</b>	<b>A.OGURA</b>	<b>28.348</b>	<b>J.MILLER</b>	<b>20.427</b>	6	A.MARQUEZ	1'30.039	1'30.045	(4)
7	P.ACOSTA	18.616	F.BAGNAIA	22.613	J.ZARCO	28.363	L.MARINI	20.434	7	A.OGURA	1'30.043	1'30.196	(9)
8	<b>F.BAGNAIA</b>	<b>18.617</b>	<b>M.BEZZECCHI</b>	<b>22.615</b>	<b>J.MARTIN</b>	<b>28.383</b>	<b>M.BEZZECCHI</b>	<b>20.450</b>	8	J.MARTIN	1'30.120	1'30.128	(6)
9	R.FERNANDEZ	18.642	R.FERNANDEZ	22.619	M.MARQUEZ	28.384	A.RINS	20.451	9	M.MARQUEZ	1'30.148	1'30.371	(13)
10	<b>A.RINS</b>	<b>18.653</b>	<b>A.MARQUEZ</b>	<b>22.629</b>	<b>A.MARQUEZ</b>	<b>28.403</b>	<b>A.MARQUEZ</b>	<b>20.452</b>	10	E.BASTIANINI	1'30.163	1'30.274	(11)
11	E.BASTIANINI	18.675	J.MARTIN	22.631	E.BASTIANINI	28.413	F.QUARTARARO	20.459	11	M.BEZZECCHI	1'30.171	1'30.177	(7)
12	<b>B.BINDER</b>	<b>18.689</b>	<b>L.MARINI</b>	<b>22.640</b>	<b>M.BEZZECCHI</b>	<b>28.414</b>	<b>M.MARQUEZ</b>	<b>20.475</b>	12	A.RINS	1'30.195	1'30.195	(8)
13	M.BEZZECCHI	18.692	A.OGURA	22.651	L.MARINI	28.487	R.FERNANDEZ	20.476	13	B.BINDER	1'30.218	1'30.288	(12)
14	<b>L.MARINI</b>	<b>18.728</b>	<b>D.MOREIRA</b>	<b>22.669</b>	<b>R.FERNANDEZ</b>	<b>28.503</b>	<b>F.MORBIDELLI</b>	<b>20.494</b>	14	R.FERNANDEZ	1'30.240	1'30.417	(14)
15	D.MOREIRA	18.741	B.BINDER	22.670	J.MILLER	28.525	J.MARTIN	20.505	15	L.MARINI	1'30.289	1'30.463	(16)
16	<b>J.MILLER</b>	<b>18.746</b>	<b>M.MARQUEZ</b>	<b>22.676</b>	<b>A.RINS</b>	<b>28.547</b>	<b>B.BINDER</b>	<b>20.522</b>	16	J.MILLER	1'30.396	1'30.428	(15)
17	F.QUARTARARO	18.769	E.BASTIANINI	22.685	D.MOREIRA	28.551	D.MOREIRA	20.547	17	F.QUARTARARO	1'30.416	1'30.469	(17)
18	<b>J.MIR</b>	<b>18.775</b>	<b>J.MILLER</b>	<b>22.698</b>	<b>F.MORBIDELLI</b>	<b>28.566</b>	<b>P.ACOSTA</b>	<b>20.566</b>	18	D.MOREIRA	1'30.508	1'30.723	(19)
19	F.MORBIDELLI	18.800	F.MORBIDELLI	22.746	F.QUARTARARO	28.581	A.OGURA	20.582	19	F.MORBIDELLI	1'30.606	1'30.670	(18)
20	<b>F.ALDEGUER</b>	<b>18.839</b>	<b>T.RAZGATLIOG</b>	<b>22.853</b>	<b>T.RAZGATLIOG</b>	<b>28.830</b>	<b>T.RAZGATLIOG</b>	<b>20.649</b>	20	T.RAZGATLIOGLU	1'31.201	1'31.328	(20)
21	T.RAZGATLIOG	18.869	F.ALDEGUER	22.977	F.ALDEGUER	28.890	F.ALDEGUER	20.683	21	F.ALDEGUER	1'31.389	1'31.434	(21)
22	<b>J.FOLGER</b>	<b>19.197</b>	<b>J.FOLGER</b>	<b>23.092</b>	<b>J.FOLGER</b>	<b>29.106</b>	<b>J.FOLGER</b>	<b>20.915</b>	22	J.FOLGER	1'32.310	1'32.450	(22)

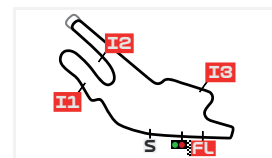
These data/results cannot be reproduced, stored and/or transmitted in whole or in part by any manner of electronic, mechanical, photocopying, recording, broadcasting or otherwise now known or herein after developed without the previous express consent by the copyright owner, except for reproduction in daily press and regular printed publications on sale to the public within 60 days of the event related to those data/results and always provided that copyright symbol appears together as follows below.

© MotoGP Sports Entertainment Group, 2026

# FASTEST LAPS SEQUENCE

## MICHELIN GRAND PRIX OF FRANCE

### PRACTICE



Le Mans 4185 m.

Practice Time	#	Rider	Nation	Motorcycle	Time	Km/h	Rider's Lap
3'12.179	49	Fabio DI GIANNANTONI	ITA	DUCATI	1'31.926	163.8	2
3'12.919	37	Pedro ACOSTA	SPA	KTM	1'31.854	164.0	2
3'14.730	72	Marco BEZZECCHI	ITA	APRILIA	1'31.841	164.0	2
4'43.371	49	Fabio DI GIANNANTONI	ITA	DUCATI	1'31.192	165.2	3
4'44.071	37	Pedro ACOSTA	SPA	KTM	1'31.152	165.2	3
6'14.260	49	Fabio DI GIANNANTONI	ITA	DUCATI	1'30.889	165.7	4
6'14.863	37	Pedro ACOSTA	SPA	KTM	1'30.792	165.9	4
9'21.672	37	Pedro ACOSTA	SPA	KTM	1'30.760	165.9	6
24'52.102	49	Fabio DI GIANNANTONI	ITA	DUCATI	1'30.739	166.0	10
43'43.521	5	Johann ZARCO	FRA	HONDA	1'30.500	166.4	16
45'13.718	5	Johann ZARCO	FRA	HONDA	1'30.197	167.0	17
50'13.591	36	Joan MIR	SPA	HONDA	1'30.092	167.2	21
53'28.333	63	Francesco BAGNAIA	ITA	DUCATI	1'30.045	167.3	19
58'37.092	49	Fabio DI GIANNANTONI	ITA	DUCATI	1'29.917	167.5	22
58'53.531	5	Johann ZARCO	FRA	HONDA	1'29.907	167.5	22

These data/results cannot be reproduced, stored and/or transmitted in whole or in part by any manner of electronic, mechanical, photocopying, recording, broadcasting or otherwise now known or herein after developed without the previous express consent by the copyright owner, except for reproduction in daily press and regular printed publications on sale to the public within 60 days of the event related to those data/results and always provided that copyright symbol appears together as follows below.

© MotoGP Sports Entertainment Group, 2026

Official MotoGP Timing by [www.motogp.com](http://www.motogp.com)

Le Mans, Friday, May 8, 2026