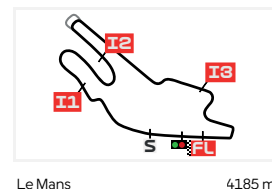


CLASSIFICATION

MICHELIN GRAND PRIX OF FRANCE

FREE PRACTICE NR. 2



#	Rider	Nation	Team	Motorcycle	Time	Lap Total	Gap	T. Speed
1	28 Izan GUEVARA	SPA	BLU CRU Pramac Yamaha Moto2	BOSCOSCURO	1'33.931	14 15		266.6
2	7 Barry BALTUS	BEL	REDS Fantic Racing	KALEX	1'34.268	6 19	0.337 0.337	265.2
3	12 Filip SALAC	CZE	OnlyFans American Racing Team	KALEX	1'34.425	14 17	0.494 0.157	261.7
4	18 Manuel GONZALEZ	SPA	LIQUI MOLY Dynavolt Intact GP	KALEX	1'34.431	6 18	0.500 0.006	265.2
5	13 Celestino VIETTI	ITA	Folladore SpeedRS Team	BOSCOSCURO	1'34.442	15 16	0.511 0.011	264.5
6	96 Daniel HOLGADO	SPA	CFMOTO Inde Aspar Team	KALEX	1'34.546	10 19	0.615 0.104	267.3
7	16 Joe ROBERTS	USA	OnlyFans American Racing Team	KALEX	1'34.582	10 17	0.651 0.036	263.1
8	81 Senna AGIUS	AUS	LIQUI MOLY Dynavolt Intact GP	KALEX	1'34.591	6 19	0.660 0.009	261.7
9	95 Collin VEIJER	NED	Red Bull KTM Ajo	KALEX	1'34.615	13 16	0.684 0.024	264.5
10	17 Daniel MUÑOZ	SPA	Italtrans Racing Team	KALEX	1'34.654	13 19	0.723 0.039	261.0
11	21 Alonso LOPEZ	SPA	ITALJET Gresini Moto2	KALEX	1'34.658	8 13	0.727 0.004	263.1
12	4 Ivan ORTOLA	SPA	QJMOTOR - El Motorista - MSI	KALEX	1'34.658	9 15	0.727	264.5
13	44 Aron CANET	SPA	ELF Marc VDS Racing Team	BOSCOSCURO	1'34.671	3 8	0.740 0.013	263.1
14	54 Alberto FERRANDEZ	SPA	BLU CRU Pramac Yamaha Moto2	BOSCOSCURO	1'34.714	12 13	0.783 0.043	265.9
15	3 Sergio GARCIA	SPA	ITALJET Gresini Moto2	KALEX	1'34.828	12 17	0.897 0.114	265.9
16	98 Jose Antonio RUEDA	SPA	Red Bull KTM Ajo	KALEX	1'35.054	6 19	1.123 0.226	263.8
17	53 Deniz ÖNCÜ	TUR	ELF Marc VDS Racing Team	BOSCOSCURO	1'35.099	18 19	1.168 0.045	262.4
18	84 Zonta VD GOORBERGH	NED	Momoven Idrofoglia RW Racing Team	KALEX	1'35.108	19 19	1.177 0.009	263.8
19	71 Ayumu SASAKI	JPN	Momoven Idrofoglia RW Racing Team	KALEX	1'35.119	4 19	1.188 0.011	263.8
20	99 Adrian HUERTAS	SPA	Italtrans Racing Team	KALEX	1'35.185	12 15	1.254 0.066	264.5
21	9 Jorge NAVARRO	SPA	KLINT Racing Team	FORWARD	1'35.331	6 19	1.400 0.146	265.2
22	14 Tony ARBOLINO	ITA	REDS Fantic Racing	KALEX	1'35.455	6 15	1.524 0.124	264.5
23	72 Taiyo FURUSATO	JPN	Idemitsu Honda Team Asia	KALEX	1'35.465	17 17	1.534 0.010	263.8
24	11 Alex ESCRIG	SPA	KLINT Racing Team	FORWARD	1'35.647	5 18	1.716 0.182	262.4
25	24 Marcos RAMIREZ	SPA	QJMOTOR - El Motorista - MSI	KALEX	1'35.883	12 12	1.952 0.236	262.4
26	32 Luca LUNETTA	ITA	Folladore SpeedRS Team	BOSCOSCURO	1'35.905	9 19	1.974 0.022	266.6
27	64 Mario AJI	INA	Idemitsu Honda Team Asia	KALEX	1'36.022	3 15	2.091 0.117	263.8
28	80 David ALONSO	COL	CFMOTO Inde Aspar Team	KALEX	1'37.479	4 6	3.548 1.457	264.5

Practice condition: Dry

Air: 16°

Humidity: 63%

Ground: 12°

Fastest Lap:	Lap: 14	Izan GUEVARA	1'33.931	160.3 Km/h
Best Race Lap:	2025	Barry BALTUS	1'34.941	158.6 Km/h
All-Time Lap Record:	2026	Izan GUEVARA	1'33.931	160.3 Km/h

The results are provisional until the end of the limit for protest and appeals.

Time limit for protest expires 60' after publication of the results - Time: **10:09**

These data/results cannot be reproduced, stored and/or transmitted in whole or in part by any manner of electronic, mechanical, photocopying, recording, broadcasting or otherwise now known or herein after developed without the previous express consent by the copyright owner, except for reproduction in daily press and regular printed publications on sale to the public within 60 days of the event related to those data/results and always provided that copyright symbol appears together as follows below.

© MotoGP Sports Entertainment Group, 2026

Official MotoGP Timing by

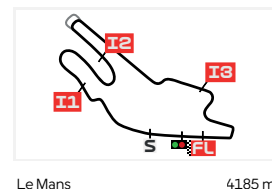
www.motogp.com

Le Mans, Saturday, May 9, 2026

COMBINED PRACTICE TIMES

MICHELIN GRAND PRIX OF FRANCE

FREE PRACTICE NR. 2



#	Rider	Nation	Team	Motorcycle	FP1	FP2	Gap
1	28 I.GUEVARA	SPA	BLU CRU Pramac Yamaha Moto2	BOSCOSCURO	1'34.823 15	1'33.931 14	
2	7 B.BALTUS	BEL	REDS Fantic Racing	KALEX	1'34.866 17	1'34.268 6	0.337 0.337
3	12 F.SALAC	CZE	OnlyFans American Racing Team	KALEX		1'34.425 14	0.494 0.157
4	18 M.GONZALEZ	SPA	LIQUI MOLY Dynavolt Intact GP	KALEX	1'34.740 16	1'34.431 6	0.500 0.006
5	13 C.VIETTI	ITA	Folladore SpeedRS Team	BOSCOSCURO	1'34.841 17	1'34.442 15	0.511 0.011
6	96 D.HOLGADO	SPA	CFMOTO Inde Aspar Team	KALEX	1'34.889 19	1'34.546 10	0.615 0.104
7	16 J.ROBERTS	USA	OnlyFans American Racing Team	KALEX	1'35.579 10	1'34.582 10	0.651 0.036
8	81 S.AGIUS	AUS	LIQUI MOLY Dynavolt Intact GP	KALEX	1'34.889 16	1'34.591 6	0.660 0.009
9	95 C.VEIJER	NED	Red Bull KTM Ajo	KALEX	1'35.203 17	1'34.615 13	0.684 0.024
10	17 D.MUÑOZ	SPA	Italtrans Racing Team	KALEX	1'35.715 18	1'34.654 13	0.723 0.039
11	21 A.LOPEZ	SPA	ITALJET Gresini Moto2	KALEX	1'34.996 15	1'34.658 8	0.727 0.004
12	4 I.ORTOLA	SPA	QJMOTOR - El Motorista - MSI	KALEX	1'34.915 16	1'34.658 9	0.727
13	44 A.CANET	SPA	ELF Marc VDS Racing Team	BOSCOSCURO	1'35.189 15	1'34.671 3	0.740 0.013
14	54 A.FERRANDEZ	SPA	BLU CRU Pramac Yamaha Moto2	BOSCOSCURO	1'35.777 19	1'34.714 12	0.783 0.043
15	3 S.GARCIA	SPA	ITALJET Gresini Moto2	KALEX	1'35.406 19	1'34.828 12	0.897 0.114
16	14 T.ARBOLINO	ITA	REDS Fantic Racing	KALEX	1'34.962 13	1'35.455 6	1.031 0.134
17	98 J.RUEDA	SPA	Red Bull KTM Ajo	KALEX	1'35.979 20	1'35.054 6	1.123 0.092
18	53 D.ÖNCÜ	TUR	ELF Marc VDS Racing Team	BOSCOSCURO	1'35.508 14	1'35.099 18	1.168 0.045
19	84 Z.VD GOORBERGH	NED	Momoven Idrofoglia RW Racing Team	KALEX	1'35.559 19	1'35.108 19	1.177 0.009
20	71 A.SASAKI	JPN	Momoven Idrofoglia RW Racing Team	KALEX	1'35.351 16	1'35.119 4	1.188 0.011
21	99 A.HUERTAS	SPA	Italtrans Racing Team	KALEX	1'35.704 15	1'35.185 12	1.254 0.066
22	9 J.NAVARRO	SPA	KLINT Racing Team	FORWARD	1'35.757 17	1'35.331 6	1.400 0.146
23	72 T.FURUSATO	JPN	Idemitsu Honda Team Asia	KALEX	1'36.300 16	1'35.465 17	1.534 0.134
24	80 D.ALONSO	COL	CFMOTO Inde Aspar Team	KALEX	1'35.583 19	1'37.479 4	1.652 0.118
25	11 A.ESCRIG	SPA	KLINT Racing Team	FORWARD	1'36.049 11	1'35.647 5	1.716 0.064
26	32 L.LUNETTA	ITA	Folladore SpeedRS Team	BOSCOSCURO	1'35.677 19	1'35.905 9	1.746 0.030
27	24 M.RAMIREZ	SPA	QJMOTOR - El Motorista - MSI	KALEX	1'35.784 17	1'35.883 12	1.853 0.107
28	64 M.AJI	INA	Idemitsu Honda Team Asia	KALEX	1'36.445 16	1'36.022 3	2.091 0.238

Pole Position Record:	2025	Manuel GONZALEZ	1'34.315	159.7 Km/h
Best Race Lap:	2025	Barry BALTUS	1'34.941	158.6 Km/h
All Time Lap Record:	2026	Izan GUEVARA	1'33.931	160.3 Km/h

The results are provisional until the end of the limit for protest and appeals.

Time limit for protest expires 60' after publication of the results - **Jean-Marc DELETANG** Time: **10:09**

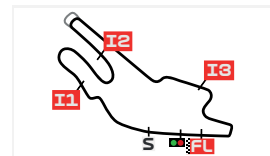
These data/results cannot be reproduced, stored and/or transmitted in whole or in part by any manner of electronic, mechanical, photocopying, recording, broadcasting or otherwise now known or herein after developed without the previous express consent by the copyright owner, except for reproduction in daily press and regular printed publications on sale to the public within 60 days of the event related to those data/results and always provided that copyright symbol appears together as follows below.

© MotoGP Sports Entertainment Group, 2026

Official MotoGP Timing by

www.motogp.com

Le Mans, Saturday, May 9, 2026



Le Mans

4185 m.

TOP SPEED & AVERAGE

MICHELIN GRAND PRIX OF FRANCE

FREE PRACTICE NR. 2

#	Rider	Nation	Motorcycle	Top 5 speeds					Average	Top
96	Daniel HORGADO	SPA	KALEX	267.3	265.9	265.9	265.2	264.5	265.8	267.3
28	Izan GUEVARA	SPA	BOSCOSCURO	266.6	265.9	265.2	265.2	265.2	265.6	266.6
32	Luca LUNETTA	ITA	BOSCOSCURO	266.6	263.8	263.8	263.1	263.1	264.1	266.6
3	Sergio GARCIA	SPA	KALEX	265.9	263.1	263.1	262.4	262.4	263.1	265.9
54	Alberto FERRANDEZ	SPA	BOSCOSCURO	265.9	265.9	263.1	263.1	262.4	263.8	265.9
7	Barry BALTUS	BEL	KALEX	265.2	264.5	263.8	263.1	259.6	261.4	265.2
9	Jorge NAVARRO	SPA	FORWARD	265.2	265.2	264.5	263.8	263.8	264.2	265.2
18	Manuel GONZALEZ	SPA	KALEX	265.2	264.5	263.8	263.8	263.1	263.9	265.2
4	Ivan ORTOLA	SPA	KALEX	264.5	263.1	263.1	262.4	262.4	263.1	264.5
13	Celestino VIETTI	ITA	BOSCOSCURO	264.5	263.1	263.1	263.1	263.1	263.4	264.5
14	Tony ARBOLINO	ITA	KALEX	264.5	263.8	263.8	263.1	262.4	263.0	264.5
80	David ALONSO	COL	KALEX	264.5	263.8	263.1	262.4	262.4	263.2	264.5
95	Collin VEIJER	NED	KALEX	264.5	263.8	262.4	262.4	262.4	262.9	264.5
99	Adrian HUERTAS	SPA	KALEX	264.5	263.8	263.8	263.8	263.8	263.9	264.5
64	Mario AJI	INA	KALEX	263.8	263.1	260.3	259.6	259.6	261.3	263.8
71	Ayumu SASAKI	JPN	KALEX	263.8	262.4	262.4	261.7	261.7	262.3	263.8
72	Taiyo FURUSATO	JPN	KALEX	263.8	263.8	263.1	263.1	261.7	262.9	263.8
84	Zonta VD GOORBERGH	NED	KALEX	263.8	263.8	263.1	263.1	262.4	263.2	263.8
98	Jose Antonio RUEDA	SPA	KALEX	263.8	263.8	263.8	263.1	262.4	263.2	263.8
16	Joe ROBERTS	USA	KALEX	263.1	261.7	260.3	260.3	260.3	260.9	263.1
21	Alonso LOPEZ	SPA	KALEX	263.1	261.7	261.0	261.0	261.0	261.5	263.1
44	Aron CANET	SPA	BOSCOSCURO	263.1	262.4	261.7	261.7	261.0	262.0	263.1
11	Alex ESCRIG	SPA	FORWARD	262.4	261.7	261.7	261.0	261.0	261.4	262.4
24	Marcos RAMIREZ	SPA	KALEX	262.4	261.7	260.3	259.6	259.6	260.7	262.4
53	Deniz ÖNCÜ	TUR	BOSCOSCURO	262.4	262.4	260.3	259.6	259.6	260.9	262.4
12	Filip SALAC	CZE	KALEX	261.7	261.7	261.7	261.7	261.0	261.4	261.7
81	Senna AGIUS	AUS	KALEX	261.7	261.7	261.0	260.3	260.3	261.0	261.7
17	Daniel MUÑOZ	SPA	KALEX	261.0	260.3	259.6	259.6	259.0	259.6	261.0

These data/results cannot be reproduced, stored and/or transmitted in whole or in part by any manner of electronic, mechanical, photocopying, recording, broadcasting or otherwise now known or herein after developed without the previous express consent by the copyright owner, except for reproduction in daily press and regular printed publications on sale to the public within 60 days of the event related to those data/results and always provided that copyright symbol appears together as follows below.

© MotoGP Sports Entertainment Group, 2026

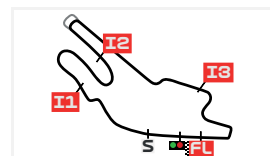
Official MotoGP Timing by www.motogp.com

Le Mans, Saturday, May 9, 2026

CHRONOLOGICAL ANALYSIS OF PERFORMANCES

MICHELIN GRAND PRIX OF FRANCE

FREE PRACTICE NR. 2



Le Mans

4185 m.

* Lap / Sector time cancelled
P Crossing the finish line in pit lane

T1 Time from finish line to 1st intermediate
T2 Time from 1st intermed. to 2nd intermed.

T3 Time from 2nd intermed. to 3rd intermed.
T4 Time from 3rd intermediate to finish line

Lap	Lap Time	T1	T2	T3	T4	Speed	Lap	Lap Time	T1	T2	T3	T4	Speed
1st	28	Izan GUEVARA				BLU CRU Pramac Yama SPA	2	1'36.494	20.544	23.828	30.761	21.361	258.3
		Runs=2	Total laps=15	Full laps=12	Valid laps=11	3	1'39.058	20.613	25.408	31.807	21.230	261.0	
1	2'36.069	30.881	24.689	31.582	21.334	4	1'38.625 *	20.604	24.990	31.799 *	21.232	260.3	
2	1'35.049	20.249	23.408	30.408	20.984	262.4	5	1'35.215	20.249	23.456	30.344	21.166	261.7
3	1'34.829	20.029	23.342	30.628	20.830	265.2	6	1'35.358	20.247	23.576	30.419	21.116	261.7
4	1'34.965	20.195	23.454	30.393	20.923	265.9	7	1'35.647 *	20.281	23.647 *	30.429	21.290	261.7
5	1'34.448	20.050	23.367	30.191	20.840	263.8	8	1'35.533	20.196	23.520	30.398	21.419	261.0
6	1'34.737	20.160	23.341	30.268	20.968	263.8	9	1'38.192	20.476	24.333	31.904	21.479	259.6
7	1'34.413	19.992	23.346	30.207	20.868	264.5	10	1'37.817 *	20.349	23.630	32.481 *	21.357	259.6
8	1'34.761	20.181	23.400	30.159	21.021	263.8	11	1'41.277 P	20.193	23.516	35.193 *	22.375	261.0
9	1'34.473	20.057	23.318	30.235	20.863	265.2	12	5'09.612	31.483	24.536	31.026	21.426	
10	1'34.802 *	20.028	23.313	30.218	21.243 *	262.4	13	1'35.184	20.183	23.540	30.274	21.187	257.6
11	1'39.757 P	21.439 *	25.336	30.703	22.279	263.8	14	1'34.425	20.121	23.326	30.080	20.898	260.3
12	7'54.388	29.858	24.744	33.274	21.498		15	1'35.191	20.086	23.389	30.165	21.551	261.0
13	1'35.065	19.997	23.624	30.487	20.957	263.8	16	1'34.451	20.076	23.321	30.099	20.955	260.3
14	1'33.931	19.848	23.204	30.029	20.850	266.6	17	1'41.162 *	22.137 *	25.820	31.805	21.400	261.7
15	1'34.811	19.972	23.404	30.430	21.005	265.2							
2nd	7	Barry BALTUS				REDS Fantic Racing BEL	4th	18	Manuel GONZALEZ				LIQUI MOLY Dynavolt SPA
		Runs=1	Total laps=19	Full laps=18	Valid laps=17	1	2'49.765	30.076	25.793	32.008	21.798		
1	2'10.106	28.100	23.825	30.476	21.416	2	1'35.420	20.412	23.515	30.515	20.978	260.3	
2	1'34.734	20.167	23.192	30.502	20.873	259.6	3	1'34.590	20.154	23.289	30.152	20.995	261.7
3	1'35.087	20.230	23.655	30.199	21.003	263.1	4	1'34.700	20.074	23.255	30.423	20.948	261.7
4	1'34.479	20.049	23.193	30.299	20.938	265.2	5	1'34.524	20.068	23.286	30.259	20.911	262.4
5	1'34.396	20.053	23.277	30.134	20.932	258.3	6	1'34.431	20.061	23.286	30.163	20.921	263.1
6	1'34.268	20.032	23.188	30.133	20.915	259.6	7	1'38.937	20.048	23.336	33.430	22.123	263.1
7	1'34.805 *	20.272	23.270 *	30.024	21.239	264.5	8	1'34.781	20.034	23.398	30.273	21.076	261.0
8	1'34.732	20.130	23.281	30.321	21.000	259.0	9	1'35.092	20.258	23.373	30.483	20.978	265.2
9	1'34.596	20.154	23.222	30.254	20.966	259.0	10	1'34.715	20.185	23.294	30.190	21.046	263.8
10	1'34.570	20.056	23.242	30.177	21.095	259.6	11	1'37.383	19.986	23.537	30.540	23.320	263.8
11	1'34.787	20.152	23.365	30.257	21.013	263.8	12	1'34.904	20.117	23.457	30.308	21.022	261.0
12	1'34.645	20.096	23.354	30.169	21.026	258.3	13	1'34.740	20.069	23.411	30.250	21.010	261.0
13	1'34.998	20.110	23.511	30.324	21.053	257.0	14	1'53.868	20.151	40.320	31.910	21.487	264.5
14	1'34.779	20.155	23.274	30.147	21.203	258.3	15	1'35.926	20.192	23.509	30.256	21.969	261.0
15	1'35.372	20.240	23.411	30.517	21.204	257.6	16	1'35.456	20.214	23.548	30.540	21.154	260.3
16	1'34.842	20.144	23.321	30.245	21.132	258.3	17	1'35.102	20.204	23.476	30.378	21.044	262.4
17	1'34.817	20.073	23.388	30.238	21.118	259.6	18	1'35.010	20.156	23.548	30.268	21.038	262.4
18	1'35.139	20.079	23.410	30.465	21.185	259.6							
19	1'34.804	20.092	23.399	30.219	21.094	259.6							
3rd	12	Filip SALAC				OnlyFans American Rac CZE	5th	13	Celestino VIETTI				Folladore SpeedRS Tea ITA
		Runs=2	Total laps=17	Full laps=14	Valid laps=10	1	2'38.115	30.836	25.275	31.621	21.705		
1	2'00.762	29.985	24.749	31.369	21.781	2	1'36.524	20.646	23.805	30.777	21.296	261.0	
2						3	1'38.715	20.313	23.672	32.684	22.046	261.7	

Fastest Lap: Izan GUEVARA SPA BLU CRU Pramac Yamaha Moto2 **1'33.931** 19.848 23.204 30.029 20.850

These data/results cannot be reproduced, stored and/or transmitted in whole or in part by any manner of electronic, mechanical, photocopying, recording, broadcasting or otherwise now known or herein after developed without the previous express consent by the copyright owner, except for reproduction in daily press and regular printed publications on sale to the public within 60 days of the event related to those data/results and always provided that copyright symbol appears together as follows below.

© MotoGP Sports Entertainment Group, 2026

Official MotoGP Timing by

www.motogp.com

Le Mans, Saturday, May 9, 2026

Free Practice Nr. 2

Moto2™

Lap	Lap Time	T1	T2	T3	T4	Speed
4	1'35.605	20.369	23.627	30.384	21.225	262.4
5	1'35.344	20.186	23.512	30.399	21.247	264.5
6	1'35.364	20.188	23.562	30.445	21.169	261.7
7	1'35.333	20.168	23.479	30.439	21.247	263.1
8	1'35.547	20.239	23.545	30.472	21.291	262.4
9	1'39.909 *	20.285	23.619	34.234 *	21.771	263.1
10	1'35.943	20.344	23.669	30.567	21.363	262.4
11	1'35.726	20.332	23.662	30.422	21.310	263.1
12	1'36.298 P	20.340	23.671	30.493	21.794	262.4
13	5'41.569	31.433	24.172	30.881	21.381	
14	1'35.096	20.340	23.493	30.281	20.982	258.3
15	1'34.442	20.129	23.229	30.127	20.957	261.0
16	1'34.719 *	20.269 *	23.308	30.122	21.020	263.1

6th	96	Daniel HOLLGADO	CFMOTO Inde Aspar T	SPA		
Runs=1	Total laps=19	Full laps=18	Valid laps=18			
1	2'13.332	28.261	24.634	31.184	21.312	
2	1'35.650	20.362	23.676	30.448	21.164	261.0
3	1'35.202	20.232	23.530	30.464	20.976	263.1
4	1'38.143	20.061	23.324	33.483	21.275	265.2
5	1'34.587	20.127	23.263	30.243	20.954	261.7
6	1'35.244	20.210	23.551	30.504	20.979	265.9
7	1'35.016	20.037	23.632	30.262	21.085	263.8
8	1'35.196	20.116	23.363	30.198	21.519	267.3
9	1'35.137	20.157	23.273	30.395	21.312	265.9
10	1'34.546	20.072	23.282	30.138	21.054	263.1
11	1'34.908	20.063	23.330	30.436	21.079	261.7
12	1'35.467	20.239	23.547	30.436	21.245	261.0
13	1'35.156	20.086	23.515	30.419	21.136	261.7
14	1'35.130	20.120	23.545	30.313	21.152	261.7
15	1'35.015	20.166	23.414	30.413	21.022	260.3
16	1'34.833	20.118	23.378	30.303	21.034	261.7
17	1'34.757	20.033	23.392	30.294	21.038	263.8
18	1'34.911	20.104	23.364	30.339	21.104	264.5
19	1'40.989	20.116	23.327	35.903	21.643	262.4

7th	16	Joe ROBERTS	OnlyFans American Rac	USA		
Runs=2	Total laps=17	Full laps=14	Valid laps=13			
1	2'01.485	31.558	25.864	35.298	21.819	
2	1'36.804	20.594	23.931	30.869	21.410	260.3
3	1'36.343	20.430	23.704	30.816	21.393	259.6
4	1'35.761	20.266	23.705	30.613	21.177	260.3
5	1'35.408	20.211	23.590	30.510	21.097	259.6
6	1'38.383	20.387	23.797	32.809	21.390	259.6
7	1'36.003 *	20.160	23.814 *	30.763	21.266	260.3
8	1'36.699 P	20.253	23.731	30.907	21.808	259.0
9	4'42.302	29.716	24.576	30.597	21.134	
10	1'34.582	20.063	23.401	30.236	20.882	259.6
11	1'34.881	19.973	23.319	30.391	21.198	261.7
12	1'35.199	20.364	23.417	30.353	21.065	263.1
13	1'34.704	20.058	23.323	30.295	21.028	259.0
14	1'35.080	20.225	23.485	30.286	21.084	258.3
15	1'34.778	20.062	23.407	30.272	21.037	260.3
16	1'34.835	20.049	23.411	30.262	21.113	259.6
17	1'34.881	20.011	23.367	30.210	21.293	260.3

Lap	Lap Time	T1	T2	T3	T4	Speed
8th	81	Senna AGIUS	LIQUI MOLY Dynavolt	AUS		
Runs=1	Total laps=19	Full laps=18	Valid laps=18			
1	2'39.196	34.892	25.142	33.297	22.015	
2	1'35.868	20.291	23.477	30.820	21.280	260.3
3	1'35.275	20.121	23.500	30.595	21.059	261.7
4	1'34.693	20.129	23.351	30.297	20.916	259.6
5	1'34.923	20.126	23.451	30.385	20.961	259.0
6	1'34.591	20.100	23.326	30.316	20.849	259.0
7	1'34.908	20.182	23.294	30.466	20.966	258.3
8	1'34.830	20.079	23.384	30.520	20.847	259.0
9	1'34.939	20.052	23.457	30.463	20.967	261.0
10	1'35.015	20.252	23.373	30.469	20.921	257.0
11	1'35.143	20.100	23.463	30.333	21.247	257.6
12	1'35.075	20.142	23.511	30.456	20.966	258.3
13	1'35.138	20.063	23.447	30.556	21.072	259.6
14	1'35.097	20.093	23.434	30.564	21.006	259.6
15	1'35.137	20.139	23.411	30.374	21.213	257.6
16	1'37.643	20.187	23.564	32.284	21.608	258.3
17	1'35.385	20.243	23.546	30.494	21.102	259.6
18	1'35.243	20.124	23.533	30.372	21.214	260.3
19	1'38.411	20.110	23.541	30.532	24.228	261.7

9th	95	Collin VEIJER	Red Bull KTM Ajo	NED		
Runs=2	Total laps=16	Full laps=13	Valid laps=9			
1	3'03.389	30.167	25.537	32.184	22.002	
2	1'37.302	20.642	24.011	31.177	21.472	261.0
3	1'36.305	20.416	23.873	30.654	21.362	260.3
4	1'36.572 *	20.197	23.770	31.153 *	21.452	261.0
5	1'36.294	20.378	23.796	30.828	21.292	261.7
6	1'37.085 *	20.363	24.107 *	30.948	21.667	262.4
7	1'35.986	20.241	23.768	30.668	21.309	262.4
8	1'36.155	20.248	23.735	30.723	21.449	262.4
9	1'37.076 P	20.311 *	23.715	30.753	22.297	261.0
10	5'23.098	32.446	26.443	32.886	21.431	
11	1'35.256	20.159	23.504	30.568	21.025	259.6
12	1'34.979 *	19.994 *	23.573	30.354	21.058	262.4
13	1'34.615	19.932	23.346	30.282	21.055	262.4
14	1'34.910	20.035	23.459	30.383	21.033	261.7
15	1'34.917 *	20.014 *	23.436	30.334	21.133	264.5
16	1'34.742	19.960	23.442	30.282	21.058	263.8

10th	17	Daniel MUÑOZ	Italtrans Racing Team	SPA		
Runs=1	Total laps=19	Full laps=18	Valid laps=13			
1	1'51.720	30.604	24.982	31.260	21.489	
2	1'35.942	20.361	23.698	30.615	21.268	257.0
3	1'35.327	20.140	23.519	30.452	21.216	257.0
4	1'35.706 *	20.172 *	23.763	30.459	21.312	256.3
5	1'36.761 *	20.172	23.530	31.281 *	21.778 *	257.0
6	1'34.977	20.150	23.418	30.338	21.071	257.6
7	1'35.503 *	19.970	23.727 *	30.533	21.273	258.3
8	1'34.964	20.037	23.510	30.323	21.094	258.3
9	1'35.384	20.089	23.520	30.574	21.201	259.0
10	1'35.007	20.002	23.599	30.285	21.121	258.3
11	1'35.279	20.067	23.514	30.462	21.236	259.6

Fastest Lap: Izan GUEVARA SPA BLU CRU Pramac Yamaha Moto2 **1'33.931** 19.848 23.204 30.029 20.850

These data/results cannot be reproduced, stored and/or transmitted in whole or in part by any manner of electronic, mechanical, photocopying, recording, broadcasting or otherwise now known or herein after developed without the previous express consent by the copyright owner, except for reproduction in daily press and regular printed publications on sale to the public within 60 days of the event related to those data/results and always provided that copyright symbol appears together as follows below.

© MotoGP Sports Entertainment Group, 2026

Official MotoGP Timing by TISSOT

www.motogp.com

Le Mans, Saturday, May 9, 2026

Page 2 of 6



Free Practice Nr. 2

Moto2™

Lap	Lap Time	T1	T2	T3	T4	Speed
12	1'35.033	20.001	23.541	30.366	21.125	257.6
13	1'34.654	20.041	23.437	30.181	20.995	259.0
14	1'35.124	19.977	23.563	30.441	21.143	258.3
15	1'35.070	19.978	23.613	30.396	21.083	258.3
16	1'39.578 *	20.364 *	24.929	31.093	23.192 *	259.0
17	1'34.891 *	20.015 *	23.502	30.308	21.066	261.0
18	1'35.175	19.926	23.696	30.314	21.239	260.3
19	1'35.117	20.004	23.541	30.470	21.102	259.6

11th 21 **Alonso LOPEZ** ITALJET Gresini Moto2 SPA
Runs=2 Total laps=13 Full laps=10 Valid laps=10

1	2'51.646	28.800	24.860	31.124	21.415	
2	1'35.475	20.279	23.435	30.662	21.099	260.3
3	1'34.846	20.083	23.288	30.408	21.067	261.7
4	4'17.320 P	20.080	23.278	3'09.598 *	24.364	261.0
5	8'06.252	30.237	25.129	30.953	21.371	
6	1'35.266	20.261	23.419	30.436	21.150	256.3
7	1'34.751	20.081	23.382	30.278	21.010	257.6
8	1'34.658	19.987	23.283	30.304	21.084	261.0
9	1'36.050	20.296	23.899	30.736	21.119	259.6
10	1'34.812	19.983	23.349	30.347	21.133	259.0
11	1'35.122	20.277	23.391	30.274	21.180	263.1
12	1'35.127	20.179	23.448	30.414	21.086	261.0
13	1'34.982	20.063	23.526	30.341	21.052	261.0

12th 4 **Ivan ORTOLA** QJMOTOR - El Motorist SPA
Runs=2 Total laps=15 Full laps=12 Valid laps=12

1	2'33.160	31.168	24.982	31.648	21.925	
2	1'36.667	20.648	23.825	30.762	21.432	260.3
3	1'35.889	20.497	23.694	30.430	21.268	261.0
4	1'35.925	20.369	23.898	30.394	21.264	261.7
5	1'35.490	20.201	23.562	30.490	21.237	264.5
6	1'48.227 P	20.479	23.720	42.232	21.796	263.1
7	6'48.930	31.827	24.010	30.651	21.605	
8	1'35.125	20.364	23.563	30.221	20.977	260.3
9	1'34.658	20.212	23.257	30.165	21.024	256.3
10	1'36.072	20.052	23.436	31.547	21.037	262.4
11	1'49.939	20.126	37.340	31.230	21.243	261.7
12	1'35.020	20.098	23.524	30.253	21.145	263.1
13	1'35.297	20.293	23.511	30.328	21.165	261.7
14	1'35.018	20.295	23.392	30.132	21.199	262.4
15	1'35.013	20.238	23.489	30.143	21.143	261.0

13th 44 **Aron CANET** ELF Marc VDS Racing T SPA
Runs=2 Total laps=8 Full laps=5 Valid laps=8

1	2'50.302	30.496	27.969	33.874	23.779	
2	1'35.318	20.291	23.607	30.511	20.909	260.3
3	1'34.671	20.246	23.343	30.264	20.818	262.4
4	1'34.759	20.167	23.378	30.297	20.917	261.0
5	1'34.689	20.049	23.435	30.256	20.949	263.1
unfinished		20.069				261.7
6	1'49.078	31.572	24.967	31.057	21.482	
7	1'35.700	20.385	23.672	30.587	21.056	257.6
8	1'35.270	20.177	23.611	30.408	21.074	261.7

Lap	Lap Time	T1	T2	T3	T4	Speed
-----	----------	----	----	----	----	-------

14th 54 **Alberto FERRANDEZ** BLU CRU Pramac Yama SPA
Runs=2 Total laps=13 Full laps=10 Valid laps=6

1	2'36.677	30.414	24.892	31.556	21.691	
2	1'36.885	20.541	23.808	31.002	21.534	261.0
3	1'40.005 *	20.582 *	24.754	32.120 *	22.549	259.6
4	1'36.089	20.341	23.819	30.576	21.353	265.9
5	1'35.734	20.248	23.646	30.446	21.394	261.7
6	1'36.104 *	20.305 *	23.715	30.690	21.394	262.4
7	1'41.342 *	20.390	23.692	31.505 *	25.755	261.7
8	1'35.959	20.388	23.597	30.594	21.380	262.4
9	1'37.558 P	20.358	23.696	31.749 *	21.755	260.3
10	10'46.588	29.912	24.634	32.434	22.663	
11	1'35.086 *	20.133 *	23.403	30.500	21.050	263.1
12	1'34.714	19.984	23.361	30.227	21.142	265.9
13	1'34.919	20.033	23.397	30.352	21.137	263.1

15th 3 **Sergio GARCIA** ITALJET Gresini Moto2 SPA
Runs=2 Total laps=17 Full laps=14 Valid laps=11

1	2'08.632	30.420	24.798	34.541	23.777	
2	1'37.033	20.667	23.933	31.029	21.404	259.6
3	1'41.075	20.350	23.739	31.130	25.856	261.0
4	1'36.374	20.569	23.682	30.640	21.483	259.6
5	1'36.342 P	20.331	23.651	31.368 *	20.992	259.0
6	5'00.669	30.095	25.589	38.217	24.044	
7	1'35.583	20.209	23.705	30.446	21.223	262.4
8	1'35.038	20.168	23.427	30.319	21.124	260.3
9	1'35.286	20.067	23.560	30.451	21.208	261.7
10	1'34.929	20.097	23.468	30.265	21.099	265.9
11	1'39.143 *	20.955 *	26.352	30.711	21.125	261.0
12	1'34.828	20.096	23.418	30.313	21.001	262.4
13	1'35.507	20.115	23.641	30.259	21.492	259.0
14	1'35.099	20.149	23.437	30.321	21.192	262.4
15	1'35.995 *	20.182	23.513	30.811 *	21.489	263.1
16	1'35.215 *	20.209	23.537	30.273	21.196 *	263.1
17	1'35.080	20.163	23.538	30.304	21.075	262.4

16th 98 **Jose Antonio RUEDA** Red Bull KTM Ajo SPA
Runs=1 Total laps=19 Full laps=18 Valid laps=16

1	1'59.943	30.283	24.608	31.481	21.797	
2	1'37.010	20.782	23.798	30.922	21.508	261.0
3	1'35.961	20.528	23.621	30.518	21.294	259.6
4	1'35.598 *	20.209	23.655	30.447	21.287 *	261.7
5	1'35.074	20.201	23.406	30.450	21.017	261.7
6	1'35.054	20.196	23.367	30.430	21.061	262.4
7	1'35.849 *	20.083	23.833 *	30.644	21.289	261.0
8	1'35.305	20.188	23.474	30.322	21.321	261.7
9	1'36.376	20.318	23.663	31.000	21.395	261.7
10	1'35.466	20.213	23.537	30.379	21.337	261.7
11	1'36.108	20.530	23.611	30.670	21.297	261.7
12	1'35.408	20.099	23.455	30.517	21.337	261.7
13	1'35.370	20.121	23.501	30.495	21.253	261.7
14	1'36.046	20.642	23.622	30.556	21.226	259.6
15	1'35.652	20.135	23.604	30.492	21.421	263.8
16	1'35.499	20.213	23.596	30.443	21.247	263.8

Fastest Lap: Izan GUEVARA SPA BLU CRU Pramac Yamaha Moto2 **1'33.931** 19.848 23.204 30.029 20.850

These data/results cannot be reproduced, stored and/or transmitted in whole or in part by any manner of electronic, mechanical, photocopying, recording, broadcasting or otherwise now known or herein after developed without the previous express consent by the copyright owner, except for reproduction in daily press and regular printed publications on sale to the public within 60 days of the event related to those data/results and always provided that copyright symbol appears together as follows below.

© MotoGP Sports Entertainment Group, 2026

Official MotoGP Timing by  TISSOT

www.motogp.com

Le Mans, Saturday, May 9, 2026

Page 3 of 6



Free Practice Nr. 2

Moto2™

Lap	Lap Time	T1	T2	T3	T4	Speed	Lap	Lap Time	T1	T2	T3	T4	Speed
17	1'35.621	20.223	23.561	30.446	21.391	263.8	6	1'35.274	20.212	23.499	30.415	21.148	261.7
18	1'35.585	20.225	23.564	30.482	21.314	263.1	7	1'35.432	20.269	23.519	30.491	21.153	263.8
19	1'36.158	20.424	23.697	30.578	21.459	262.4	8	1'35.431	20.122	23.565	30.545	21.199	261.7
17th 53 Deniz ÖNCÜ ELF Marc VDS Racing T TUR							9	1'35.945	20.350	23.720	30.600	21.275	260.3
Runs=1 Total laps=19 Full laps=18 Valid laps=13							10	1'35.504	20.235	23.608	30.486	21.175	261.0
1	2'22.092	30.789	24.869	31.179	22.466		11	1'35.781	20.227	23.679	30.595	21.280	261.7
2	1'36.109	20.424	23.654	30.776	21.255	256.3	12	1'35.638	20.299	23.715	30.441	21.183	260.3
3	1'35.674 *	20.344	23.490	30.477 *	21.363 *	258.3	13	1'35.699	20.320	23.707	30.506	21.166	260.3
4	1'35.400	20.257	23.540	30.427	21.176	258.3	14	1'35.624	20.257	23.720	30.498	21.149	261.0
5	1'35.293	20.297	23.416	30.430	21.150	258.3	15	1'35.767	20.333	23.684	30.446	21.304	262.4
6	1'36.068 *	20.302 *	23.965	30.533	21.268	259.6	16	1'35.907	20.443	23.721	30.471	21.272	259.6
7	1'35.247	20.212	23.480	30.479	21.076	259.0	17	1'35.792	20.356	23.712	30.430	21.294	260.3
8	1'40.263 *	20.142 *	23.853	34.657	21.611	259.0	18	1'41.781	20.402	24.982	34.788	21.609	261.0
9	1'35.536 *	20.457	23.508	30.275 *	21.296	257.0	19	1'35.785	20.293	23.737	30.497	21.258	262.4
10	1'35.639	20.336	23.546	30.532	21.225	257.6	20th 99 Adrian HUERTAS Italtrans Racing Team SPA						
11	1'35.544	20.388	23.581	30.431	21.144	258.3	Runs=2 Total laps=15 Full laps=12 Valid laps=10						
12	1'35.175	20.266	23.556	30.228	21.125	259.0	1	2'01.670	29.676	24.929	31.589	21.734	
13	1'36.062	20.306	23.796	30.578	21.382	257.6	2	1'36.984	20.711	23.927	30.890	21.456	263.8
14	1'35.140	20.094	23.518	30.412	21.116	259.0	3	1'36.272	20.339	23.870	30.759	21.304	263.8
15	1'35.985 *	20.244 *	23.677	30.493	21.571 *	259.6	4	1'35.973	20.356	23.712	30.658	21.247	263.8
16	1'35.684	20.432	23.665	30.366	21.221	257.0	5	1'35.831	20.252	23.661	30.668	21.250	261.7
17	1'37.914	20.507	24.183	32.047	21.177	260.3	6	1'36.155	20.237	23.644	30.807	21.467	262.4
18	1'35.099	20.111	23.486	30.402	21.100	262.4	7	1'39.237 P	20.691	24.092 *	31.789	22.665	261.0
19	1'36.625	20.323	23.683	31.199	21.420	262.4	8	7'56.493	30.637	24.044	30.691	21.217	
18th 84 Zonta VD GOORBERGH Momoven Idrofoglia R NED							9	2'04.061 *	20.275	23.459	58.214 *	22.113	259.6
Runs=1 Total laps=19 Full laps=18 Valid laps=18							10	1'35.623	20.356	23.503	30.566	21.198	261.7
1	2'27.834	30.409	24.815	31.530	21.511		11	1'35.283	20.240	23.434	30.418	21.191	261.7
2	1'36.791	20.916	23.746	30.916	21.213	257.0	12	1'35.185	20.213	23.365	30.451	21.156	262.4
3	1'35.348	20.252	23.465	30.514	21.117	258.3	13	1'35.251	20.134	23.495	30.434	21.188	263.8
4	1'35.474	20.197	23.459	30.666	21.152	259.0	14	1'35.173 *	20.120 *	23.391	30.479	21.183	262.4
5	1'35.263	20.238	23.370	30.563	21.092	259.6	15	1'35.431	20.099	23.510	30.565	21.257	264.5
6	1'35.176	20.140	23.339	30.482	21.215	261.0	21st 9 Jorge NAVARRO KLINT Racing Team SPA						
7	1'35.109	20.135	23.365	30.511	21.098	259.6	Runs=1 Total laps=19 Full laps=18 Valid laps=18						
8	1'35.864	20.163	23.514	30.765	21.422	260.3	1	2'13.525	32.714	26.043	31.607	21.478	
9	1'37.951	20.693	24.214	31.713	21.331	261.0	2	1'35.895	20.250	23.728	30.702	21.215	263.1
10	1'35.312	20.178	23.441	30.522	21.171	261.0	3	1'35.536	20.207	23.468	30.592	21.269	263.8
11	1'35.765	20.252	23.592	30.689	21.232	261.0	4	1'35.733	20.136	23.467	30.696	21.434	263.8
12	1'35.846	20.372	23.671	30.521	21.282	263.8	5	1'35.490	20.206	23.566	30.393	21.325	261.0
13	1'35.551	20.089	23.540	30.636	21.286	262.4	6	1'35.331	20.131	23.524	30.468	21.208	261.7
14	1'39.463	20.135	23.495	34.293	21.540	260.3	7	1'35.533	20.201	23.655	30.411	21.266	262.4
15	1'35.520	20.203	23.516	30.546	21.255	260.3	8	1'35.717	20.397	23.595	30.509	21.216	263.8
16	1'35.650	20.235	23.575	30.547	21.293	261.0	9	1'35.608	20.245	23.582	30.600	21.181	265.2
17	1'35.417	20.149	23.486	30.644	21.138	263.8	10	1'35.453	20.210	23.532	30.446	21.265	265.2
18	1'35.364	20.108	23.524	30.481	21.251	263.1	11	1'35.495	20.173	23.620	30.432	21.270	261.7
19	1'35.108	20.054	23.504	30.324	21.226	263.1	12	1'35.876	20.222	23.720	30.531	21.403	261.0
19th 71 Ayumu SASAKI Momoven Idrofoglia R JPN							13	1'45.953	20.309	25.817	35.898	23.929	261.7
Runs=1 Total laps=19 Full laps=18 Valid laps=17							14	1'35.919	20.279	23.776	30.579	21.285	262.4
1	2'24.138	31.549	26.863	31.483	21.434		15	1'35.730	20.182	23.734	30.485	21.329	263.8
2	1'35.907 *	19.998 *	23.990	30.713	21.206	259.0	16	1'35.999	20.300	23.724	30.500	21.475	262.4
3	1'35.468	20.387	23.564	30.400	21.117	257.6	17	1'35.756	20.201	23.663	30.541	21.351	264.5
4	1'35.119	20.119	23.473	30.369	21.158	261.0	18	1'36.187	20.255	23.845	30.624	21.463	263.8
5	1'35.294	20.250	23.565	30.466	21.013	260.3	19	1'45.701	20.392	26.502	34.610	24.197	261.0

Fastest Lap: Izan GUEVARA SPA BLU CRU Pramac Yamaha Moto2 **1'33.931** 19.848 23.204 30.029 20.850

These data/results cannot be reproduced, stored and/or transmitted in whole or in part by any manner of electronic, mechanical, photocopying, recording, broadcasting or otherwise now known or herein after developed without the previous express consent by the copyright owner, except for reproduction in daily press and regular printed publications on sale to the public within 60 days of the event related to those data/results and always provided that copyright symbol appears together as follows below.

© MotoGP Sports Entertainment Group, 2026

Official MotoGP Timing by  TISSOT

www.motogp.com

Le Mans, Saturday, May 9, 2026

Page 4 of 6



Free Practice Nr. 2

Moto2™

Lap	Lap Time	T1	T2	T3	T4	Speed
22nd	14	Tony ARBOLINO		REDS Fantic Racing		ITA
		Runs=2	Total laps=15	Full laps=12	Valid laps=11	
1	2'38.708	31.804	25.353	31.775	21.961	
2	1'36.927	20.356	23.760	30.821	21.990	262.4
3	1'35.841	20.194	23.645	30.790	21.212	264.5
4	1'35.661	20.204	23.587	30.534	21.336	263.8
5	1'35.503	20.203	23.675	30.491	21.134	261.7
6	1'35.455	20.160	23.619	30.485	21.191	263.1
7	1'35.729	20.211	23.653	30.595	21.270	262.4
8	1'37.336 *	21.022 *	24.474	30.553	21.287	259.6
9	1'35.579	20.130	23.660	30.545	21.244	263.8
10	1'35.737	20.242	23.712	30.525	21.258	262.4
11	1'35.639	20.229	23.645	30.440	21.325	262.4
12	1'43.078 P	20.311	23.765	33.082	25.920	261.0
13	7'14.930	30.103	25.862	32.278	21.738	
14	1'39.941	20.862	26.645	30.848	21.586	261.7
15	1'36.114	20.379	23.732	30.603	21.400	262.4

Lap	Lap Time	T1	T2	T3	T4	Speed
23rd	72	Taiyo FURUSATO		Idemitsu Honda Team		JPN
		Runs=2	Total laps=17	Full laps=14	Valid laps=11	
1	2'03.226	31.237	26.132	32.051	21.887	
2	1'40.722 *	20.696	24.567	33.718	21.741 *	261.0
3	1'37.691	20.848	24.355	30.953	21.535	261.7
4	1'36.246	20.333	23.829	30.779	21.305	263.1
5	1'38.583 P	20.567	23.872	31.375 *	22.769	263.8
6	5'10.613	31.023	24.237	30.841	21.502	
7	1'36.032	20.342	23.822	30.722	21.146	261.7
8	1'35.827	20.293	23.762	30.470	21.302	260.3
9	1'40.029 *	20.328	23.707	30.361 *	25.633	259.6
10	1'35.757	20.336	23.616	30.570	21.235	260.3
11	1'35.577	20.263	23.744	30.491	21.079	259.0
12	1'35.499	20.228	23.577	30.531	21.163	258.3
13	1'35.650	20.272	23.604	30.561	21.213	260.3
14	1'36.888 *	20.247 *	24.068	30.750 *	21.823	261.0
15	1'39.461	21.562	25.240	31.225	21.434	259.6
16	1'36.124	20.461	23.846	30.587	21.230	263.1
17	1'35.465	20.167	23.637	30.485	21.176	263.8

Lap	Lap Time	T1	T2	T3	T4	Speed
24th	11	Alex ESCRIG		KLINT Racing Team		SPA
		Runs=1	Total laps=18	Full laps=16	Valid laps=15	
1	2'33.262	32.487	26.915	32.458	21.803	
2	1'36.777	20.789	23.916	30.700	21.372	257.0
3	1'36.811	20.472	23.820	31.261	21.258	261.7
4	1'35.648	20.236	23.631	30.554	21.227	261.0
5	1'35.647	20.204	23.679	30.516	21.248	261.7
6	1'41.944	21.449	24.697	33.098	22.700	259.6
7	1'38.576	20.340	23.704	30.879	23.653	261.0
8	1'38.258 *	21.048 *	24.633	31.033	21.544	259.6
9	1'36.455	20.713	23.719	30.668	21.355	259.0
10	1'35.792	20.250	23.656	30.579	21.307	262.4
11	1'37.747	20.515	24.852	30.994	21.386	260.3
12	1'43.033	20.302	23.762	36.382	22.587	259.6
13	1'38.127	21.128	24.804	30.749	21.446	255.0
14	1'40.292	20.370	23.700	34.802	21.420	258.3

Lap	Lap Time	T1	T2	T3	T4	Speed
15	1'36.046	20.282	23.631	30.689	21.444	261.0
16	1'35.852	20.253	23.703	30.630	21.266	261.0
17	1'35.936	20.230	23.680	30.638	21.388	261.0
18	1'50.499 P	23.712 *	28.573	33.397	24.817	243.8

Lap	Lap Time	T1	T2	T3	T4	Speed
25th	24	Marcos RAMIREZ		QJMOTOR - El Motorist		SPA
		Runs=2	Total laps=12	Full laps=9	Valid laps=8	
1	2'04.365	33.344	27.644	32.610	22.127	
2	1'38.499	20.845	24.711	31.228	21.715	259.0
3	1'36.977	20.633	23.853	31.031	21.460	258.3
4	1'36.456	20.534	23.807	30.691	21.424	261.7
5	1'40.291	20.468	23.627	34.779	21.417	256.3
6	1'36.952 *	20.427	23.600	31.573 *	21.352	262.4
7	1'36.493	20.403	23.922	30.813	21.355	260.3
8	1'40.098 P	21.197 *	26.147	31.396 *	21.358	257.6
9	12'39.899	32.675	24.367	31.289	21.696	
10	1'36.480	20.522	23.759	30.750	21.449	258.3
11	1'36.195	20.445	23.606	30.636	21.508	259.6
12	1'35.883	20.333	23.609	30.620	21.321	259.6

Lap	Lap Time	T1	T2	T3	T4	Speed
26th	32	Luca LUNETTA		Folladore SpeedRS Tea		ITA
		Runs=1	Total laps=19	Full laps=18	Valid laps=17	
1	2'06.225 *	28.611	25.380	31.856 *	22.164	
2	1'37.883	20.965	24.089	31.178	21.651	259.6
3	1'37.019	20.779	23.917	30.972	21.351	266.6
4	1'36.313	20.339	23.711	30.868	21.395	263.8
5	1'36.004	20.313	23.574	30.773	21.344	263.1
6	1'36.083	20.438	23.669	30.613	21.363	263.1
7	1'36.238	20.386	23.707	30.733	21.412	261.7
8	1'36.428	20.433	23.675	30.691	21.629	261.0
9	1'35.905	20.484	23.583	30.523	21.315	263.8
10	1'39.298	20.645	23.619	33.349	21.685	261.7
11	1'36.861 *	20.532	23.673	30.984 *	21.672	261.7
12	1'36.439	20.498	23.710	30.727	21.504	261.0
13	1'36.614	20.574	23.618	30.725	21.697	262.4
14	1'37.010	20.708	23.933	30.814	21.555	260.3
15	1'55.398	20.569	40.926	32.019	21.884	260.3
16	1'37.113	20.670	23.824	31.103	21.516	260.3
17	1'37.774	20.465	23.857	31.894	21.558	261.7
18	1'36.794	20.540	23.783	30.887	21.584	261.0
19	1'36.810	20.547	23.866	30.829	21.568	261.7

Lap	Lap Time	T1	T2	T3	T4	Speed
27th	64	Mario AJI		Idemitsu Honda Team		INA
		Runs=2	Total laps=15	Full laps=12	Valid laps=9	
1	2'09.096	31.540	24.772	34.902	25.634	
2	1'36.763	20.747	23.877	30.784	21.355	257.6
3	1'36.022	20.308	23.660	30.904	21.150	263.8
4	1'41.465	20.173	23.821	35.550	21.921	263.1
5	1'36.577	20.308	23.873	30.878	21.518	260.3
6	1'36.870	20.498	23.932	31.027	21.413	259.6
7	1'36.573	20.461	23.774	31.035	21.303	259.0
8	1'45.767 P	21.742 *	26.550	33.187	24.288	259.0
9	7'00.102	32.270	28.180	38.719	21.878	
10	1'42.260	21.196	25.161	34.541	21.362	255.0
11	1'41.163 *	20.599	23.901	34.931 *	21.732	257.6

Fastest Lap: Izan GUEVARA SPA BLU CRU Pramac Yamaha Moto2 **1'33.931** 19.848 23.204 30.029 20.850

These data/results cannot be reproduced, stored and/or transmitted in whole or in part by any manner of electronic, mechanical, photocopying, recording, broadcasting or otherwise now known or herein after developed without the previous express consent by the copyright owner, except for reproduction in daily press and regular printed publications on sale to the public within 60 days of the event related to those data/results and always provided that copyright symbol appears together as follows below.

© MotoGP Sports Entertainment Group, 2026

Official MotoGP Timing by  TISSOT

www.motogp.com

Le Mans, Saturday, May 9, 2026

Page 5 of 6

Free Practice Nr. 2

Moto2™

Lap	Lap Time	T1	T2	T3	T4	Speed	Lap	Lap Time	T1	T2	T3	T4	Speed
12	1'36.720	20.492	23.719	31.263	21.246	257.6							
13	1'37.146	20.708	23.869	31.081	21.488	259.0							
14	1'41.012 *	20.734	25.324	33.426 *	21.528	257.6							
15	1'37.086 *	20.450	23.948	31.111 *	21.577	259.6							

28th 80		David ALONSO				CFMOTO Inde Aspar T COL		
		Runs=1	Total laps=6	Full laps=4	Valid laps=3			
1	9'22.549	31.183	25.917	32.319	22.443			
2	1'38.851 *	20.875	24.464 *	31.544	21.968	262.4		
3	1'37.816	20.746	24.010	31.269	21.791	263.8		
4	1'37.479	20.671	23.972	31.089	21.747	263.1		
5	1'38.145	20.568	24.096	31.307	22.174	264.5		
6	1'38.274 P	20.629	23.833	30.679	23.133	262.4		

Fastest Lap: Izan GUEVARA SPA BLU CRU Pramac Yamaha Moto2 **1'33.931** 19.848 23.204 30.029 20.850

These data/results cannot be reproduced, stored and/or transmitted in whole or in part by any manner of electronic, mechanical, photocopying, recording, broadcasting or otherwise now known or herein after developed without the previous express consent by the copyright owner, except for reproduction in daily press and regular printed publications on sale to the public within 60 days of the event related to those data/results and always provided that copyright symbol appears together as follows below.

© MotoGP Sports Entertainment Group, 2026

Official MotoGP Timing by  TISSOT

www.motogp.com

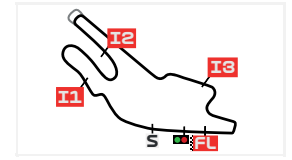
Le Mans, Saturday, May 9, 2026

Page 6 of 6

BEST PARTIAL TIMES

MICHELIN GRAND PRIX OF FRANCE

FREE PRACTICE NR. 2



Le Mans 4185 m.

IT Ideal Lap Time, sum of the best partial times

BT Best Lap Time

Pos	T1		T2		T3		T4		Pos	Rider	IT	BT	
	Rider	Time	Rider	Time	Rider	Time	Rider	Time					
1	I.GUEVARA	19.848	B.BALTUS	23.188	B.BALTUS	30.024	A.CANET	20.818	1	I.GUEVARA	1'33.911	1'33.931	(1)
2	D.MUÑOZ	19.926	I.GUEVARA	23.204	I.GUEVARA	30.029	I.GUEVARA	20.830	2	B.BALTUS	1'34.117	1'34.268	(2)
3	C.VEIJER	19.932	C.VIETTI	23.229	F.SALAC	30.080	S.AGIUS	20.847	3	M.GONZALEZ	1'34.304	1'34.431	(4)
4	J.ROBERTS	19.973	M.GONZALEZ	23.255	C.VIETTI	30.122	B.BALTUS	20.873	4	F.SALAC	1'34.375	1'34.425	(3)
5	A.LOPEZ	19.983	I.ORTOLA	23.257	I.ORTOLA	30.132	J.ROBERTS	20.882	5	J.ROBERTS	1'34.384	1'34.582	(7)
6	A.FERRANDEZ	19.984	D.HOLGADO	23.263	D.HOLGADO	30.138	F.SALAC	20.898	6	D.HOLGADO	1'34.388	1'34.546	(6)
7	M.GONZALEZ	19.986	A.LOPEZ	23.278	M.GONZALEZ	30.152	M.GONZALEZ	20.911	7	I.ORTOLA	1'34.418	1'34.658	(12)
8	B.BALTUS	20.032	S.AGIUS	23.294	D.MUÑOZ	30.181	D.HOLGADO	20.954	8	C.VIETTI	1'34.437	1'34.442	(5)
9	D.HOLGADO	20.033	J.ROBERTS	23.319	J.ROBERTS	30.210	C.VIETTI	20.957	9	A.CANET	1'34.466	1'34.671	(13)
10	A.CANET	20.049	F.SALAC	23.321	A.FERRANDEZ	30.227	I.ORTOLA	20.977	10	S.AGIUS	1'34.490	1'34.591	(8)
11	I.ORTOLA	20.052	Z.VD GOORBER	23.339	D.ÖNCÜ	30.228	D.MUÑOZ	20.995	11	D.MUÑOZ	1'34.520	1'34.654	(10)
12	S.AGIUS	20.052	A.CANET	23.343	A.CANET	30.256	S.GARCIA	21.001	12	A.LOPEZ	1'34.545	1'34.658	(11)
13	Z.VD GOORBER	20.054	C.VEIJER	23.346	S.GARCIA	30.259	A.LOPEZ	21.010	13	C.VEIJER	1'34.585	1'34.615	(9)
14	S.GARCIA	20.067	A.FERRANDEZ	23.361	A.LOPEZ	30.274	A.SASAKI	21.013	14	A.FERRANDEZ	1'34.622	1'34.714	(14)
15	F.SALAC	20.076	A.HUERTAS	23.365	C.VEIJER	30.282	J.RUEDA	21.017	15	S.GARCIA	1'34.745	1'34.828	(15)
16	J.RUEDA	20.083	J.RUEDA	23.367	S.AGIUS	30.297	C.VEIJER	21.025	16	J.RUEDA	1'34.789	1'35.054	(16)
17	D.ÖNCÜ	20.094	D.ÖNCÜ	23.416	J.RUEDA	30.322	A.FERRANDEZ	21.050	17	Z.VD GOORBERGH	1'34.809	1'35.108	(18)
18	A.HUERTAS	20.099	S.GARCIA	23.418	Z.VD GOORBER	30.324	D.ÖNCÜ	21.076	18	D.ÖNCÜ	1'34.814	1'35.099	(17)
19	A.SASAKI	20.119	D.MUÑOZ	23.418	A.SASAKI	30.369	T.FURUSATO	21.079	19	A.SASAKI	1'34.974	1'35.119	(19)
20	C.VIETTI	20.129	J.NAVARRO	23.467	J.NAVARRO	30.393	Z.VD GOORBER	21.092	20	A.HUERTAS	1'35.038	1'35.185	(20)
21	T.ARBOLINO	20.130	A.SASAKI	23.473	A.HUERTAS	30.418	T.ARBOLINO	21.134	21	J.NAVARRO	1'35.172	1'35.331	(21)
22	J.NAVARRO	20.131	L.LUNETTA	23.574	T.ARBOLINO	30.440	M.AJI	21.150	22	T.ARBOLINO	1'35.291	1'35.455	(22)
23	T.FURUSATO	20.167	T.FURUSATO	23.577	T.FURUSATO	30.470	A.HUERTAS	21.156	23	T.FURUSATO	1'35.293	1'35.465	(23)
24	M.AJI	20.173	T.ARBOLINO	23.587	A.ESCRIG	30.516	J.NAVARRO	21.181	24	A.ESCRIG	1'35.578	1'35.647	(24)
25	A.ESCRIG	20.204	M.RAMIREZ	23.600	L.LUNETTA	30.523	A.ESCRIG	21.227	25	L.LUNETTA	1'35.725	1'35.905	(26)

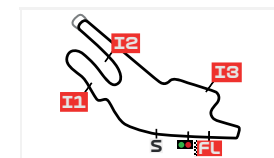
These data/results cannot be reproduced, stored and/or transmitted in whole or in part by any manner of electronic, mechanical, photocopying, recording, broadcasting or otherwise now known or herein after developed without the previous express consent by the copyright owner, except for reproduction in daily press and regular printed publications on sale to the public within 60 days of the event related to those data/results and always provided that copyright symbol appears together as follows below.

© MotoGP Sports Entertainment Group, 2026

BEST PARTIAL TIMES

MICHELIN GRAND PRIX OF FRANCE

FREE PRACTICE NR. 2



Le Mans

4185 m.

IT Ideal Lap Time, sum of the best partial times

BT Best Lap Time

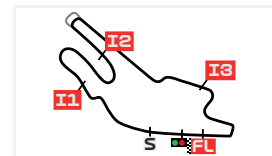
Pos	T1		T2		T3		T4		Pos	Rider	IT	BT	
	Rider	Time	Rider	Time	Rider	Time	Rider	Time					
26	L.LUNETTA	20.313	A.ESCRIG	23.631	M.RAMIREZ	30.620	L.LUNETTA	21.315	26	M.AJI	1'35.767	1'36.022	(27)
27	M.RAMIREZ	20.333	M.AJI	23.660	D.ALONSO	30.679	M.RAMIREZ	21.321	27	M.RAMIREZ	1'35.874	1'35.883	(25)
28	D.ALONSO	20.568	D.ALONSO	23.833	M.AJI	30.784	D.ALONSO	21.747	28	D.ALONSO	1'36.827	1'37.479	(28)

These data/results cannot be reproduced, stored and/or transmitted in whole or in part by any manner of electronic, mechanical, photocopying, recording, broadcasting or otherwise now known or herein after developed without the previous express consent by the copyright owner, except for reproduction in daily press and regular printed publications on sale to the public within 60 days of the event related to those data/results and always provided that copyright symbol appears together as follows below.

© MotoGP Sports Entertainment Group, 2026

FASTEST LAPS SEQUENCE

MICHELIN GRAND PRIX OF FRANCE
FREE PRACTICE NR. 2




Le Mans

4185 m.

<i>Practice Time</i>	<i>#</i>	<i>Rider</i>	<i>Nation</i>	<i>Motorcycle</i>	<i>Time</i>	<i>Km/h</i>	<i>Rider's Lap</i>
3'27.662	17	Daniel MUÑOZ	SPA	KALEX	1'35.942	157.0	2
3'44.840	7	Barry BALTUS	BEL	KALEX	1'34.734	159.0	2
5'59.775	18	Manuel GONZALEZ	SPA	KALEX	1'34.590	159.2	3
6'54.406	7	Barry BALTUS	BEL	KALEX	1'34.479	159.4	4
8'28.802	7	Barry BALTUS	BEL	KALEX	1'34.396	159.6	5
10'03.070	7	Barry BALTUS	BEL	KALEX	1'34.268	159.8	6
29'31.687	28	Izan GUEVARA	SPA	BOSCOSCURO	1'33.931	160.3	14

These data/results cannot be reproduced, stored and/or transmitted in whole or in part by any manner of electronic, mechanical, photocopying, recording, broadcasting or otherwise now known or herein after developed without the previous express consent by the copyright owner, except for reproduction in daily press and regular printed publications on sale to the public within 60 days of the event related to those data/results and always provided that copyright symbol appears together as follows below.

© MotoGP Sports Entertainment Group, 2026

Official MotoGP Timing by  TISSOT
www.motogp.com

Le Mans, Saturday, May 9, 2026