

# CLASSIFICATION

## MICHELIN GRAND PRIX OF FRANCE

### PRACTICE

#	Rider	Nation	Team	Motorcycle	Time	Lap Total	Gap	T. Speed
1	28 Izan GUEVARA	SPA	BLU CRU Pramac Yamaha Moto2	BOSCOSCURO	<b>1'34.348</b>	2 14		<b>268.7</b>
2	13 Celestino VIETTI	ITA	Folladore SpeedRS Team	BOSCOSCURO	<b>1'34.350</b>	19 20	0.002 0.002	<b>267.3</b>
3	7 Barry BALTUS	BEL	REDS Fantic Racing	KALEX	<b>1'34.351</b>	17 21	0.003 0.001	<b>265.2</b>
4	4 Ivan ORTOLA	SPA	QJMOTOR - El Motorista - MSI	KALEX	<b>1'34.392</b>	17 21	0.044 0.041	<b>269.5</b>
5	21 Alonso LOPEZ	SPA	ITALJET Gresini Moto2	KALEX	<b>1'34.436</b>	16 20	0.088 0.044	<b>263.8</b>
6	96 Daniel HOLGADO	SPA	CFMOTO Inde Aspar Team	KALEX	<b>1'34.452</b>	16 21	0.104 0.016	<b>266.6</b>
7	95 Collin VEIJER	NED	Red Bull KTM Ajo	KALEX	<b>1'34.497</b>	17 18	0.149 0.045	<b>263.8</b>
8	18 Manuel GONZALEZ	SPA	LIQUI MOLY Dynavolt Intact GP	KALEX	<b>1'34.509</b>	17 21	0.161 0.012	<b>266.6</b>
9	81 Senna AGIUS	AUS	LIQUI MOLY Dynavolt Intact GP	KALEX	<b>1'34.533</b>	14 20	0.185 0.024	<b>263.8</b>
10	71 Ayumu SASAKI	JPN	Momoven Idrofoglia RW Racing Team	KALEX	<b>1'34.636</b>	14 18	0.288 0.103	<b>267.3</b>
11	12 Filip SALAC	CZE	OnlyFans American Racing Team	KALEX	<b>1'34.673</b>	17 20	0.325 0.037	<b>265.2</b>
12	44 Aron CANET	SPA	ELF Marc VDS Racing Team	BOSCOSCURO	<b>1'34.744</b>	12 17	0.396 0.071	<b>263.1</b>
13	84 Zonta VD GOORBERGH	NED	Momoven Idrofoglia RW Racing Team	KALEX	<b>1'34.807</b>	16 19	0.459 0.063	<b>268.0</b>
14	3 Sergio GARCIA	SPA	ITALJET Gresini Moto2	KALEX	<b>1'34.870</b>	8 21	0.522 0.063	<b>266.6</b>
15	17 Daniel MUÑOZ	SPA	Italtrans Racing Team	KALEX	<b>1'34.906</b>	8 18	0.558 0.036	<b>261.7</b>
16	16 Joe ROBERTS	USA	OnlyFans American Racing Team	KALEX	<b>1'34.934</b>	13 16	0.586 0.028	<b>263.1</b>
17	14 Tony ARBOLINO	ITA	REDS Fantic Racing	KALEX	<b>1'34.958</b>	13 18	0.610 0.024	<b>266.6</b>
18	80 David ALONSO	COL	CFMOTO Inde Aspar Team	KALEX	<b>1'35.012</b>	16 19	0.664 0.054	<b>264.5</b>
19	11 Alex ESCRIG	SPA	KLINT Racing Team	FORWARD	<b>1'35.151</b>	17 18	0.803 0.139	<b>263.1</b>
20	53 Deniz ÖNCÜ	TUR	ELF Marc VDS Racing Team	BOSCOSCURO	<b>1'35.162</b>	2 19	0.814 0.011	<b>263.8</b>
21	24 Marcos RAMIREZ	SPA	QJMOTOR - El Motorista - MSI	KALEX	<b>1'35.230</b>	17 18	0.882 0.068	<b>263.8</b>
22	9 Jorge NAVARRO	SPA	KLINT Racing Team	FORWARD	<b>1'35.322</b>	4 17	0.974 0.092	<b>266.6</b>
23	54 Alberto FERRANDEZ	SPA	BLU CRU Pramac Yamaha Moto2	BOSCOSCURO	<b>1'35.326</b>	4 15	0.978 0.004	<b>265.2</b>
24	99 Adrian HUERTAS	SPA	Italtrans Racing Team	KALEX	<b>1'35.384</b>	16 19	1.036 0.058	<b>264.5</b>
25	64 Mario AJI	INA	Idemitsu Honda Team Asia	KALEX	<b>1'35.405</b>	14 14	1.057 0.021	<b>266.6</b>
26	98 Jose Antonio RUEDA	SPA	Red Bull KTM Ajo	KALEX	<b>1'35.406</b>	18 19	1.058 0.001	<b>268.0</b>
27	72 Taiyo FURUSATO	JPN	Idemitsu Honda Team Asia	KALEX	<b>1'35.447</b>	6 17	1.099 0.041	<b>265.9</b>
28	32 Luca LUNETTA	ITA	Folladore SpeedRS Team	BOSCOSCURO	<b>1'36.333</b>	5 7	1.985 0.886	<b>263.8</b>

Practice condition: Dry

Air: 21°

Humidity: 42%

Ground: 35°

<b>Fastest Lap:</b>	Lap: 2	<b>Izan GUEVARA</b>	<b>1'34.348</b>	159.6 Km/h
<b>Best Race Lap:</b>	2025	<b>Barry BALTUS</b>	<b>1'34.941</b>	158.6 Km/h
<b>All-Time Lap Record:</b>	2025	<b>Manuel GONZALEZ</b>	<b>1'34.315</b>	159.7 Km/h

The results are provisional until the end of the limit for protest and appeals.

Time limit for protest expires 60' after publication of the results - ..... Time: **Jean-Marc DELETANG** 14:59

These data/results cannot be reproduced, stored and/or transmitted in whole or in part by any manner of electronic, mechanical, photocopying, recording, broadcasting or otherwise now known or herein after developed without the previous express consent by the copyright owner, except for reproduction in daily press and regular printed publications on sale to the public within 60 days of the event related to those data/results and always provided that copyright symbol appears together as follows below.

© MotoGP Sports Entertainment Group, 2026

Official MotoGP Timing by

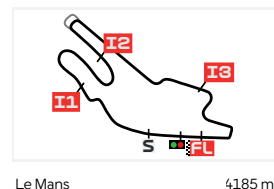
www.motogp.com

Le Mans, Friday, May 8, 2026

# TOP SPEED & AVERAGE

## MICHELIN GRAND PRIX OF FRANCE

### PRACTICE



#	Rider	Nation	Motorcycle	Top 5 speeds					Average	Top
4	Ivan ORTOLA	SPA	KALEX	269.5	267.3	265.9	265.9	265.9	266.7	<b>269.5</b>
28	Izan GUEVARA	SPA	BOSCOSCURO	268.7	267.3	267.3	266.6	265.9	267.0	<b>268.7</b>
84	Zonta VD GOORBERGH	NED	KALEX	268.0	266.6	263.8	263.8	263.8	264.8	<b>268.0</b>
98	Jose Antonio RUEDA	SPA	KALEX	268.0	264.5	264.5	264.5	263.8	265.1	<b>268.0</b>
13	Celestino VIETTI	ITA	BOSCOSCURO	267.3	265.9	265.2	264.5	264.5	265.3	<b>267.3</b>
71	Ayumu SASAKI	JPN	KALEX	267.3	265.9	265.9	265.2	265.2	265.9	<b>267.3</b>
3	Sergio GARCIA	SPA	KALEX	266.6	266.6	265.9	265.9	265.9	266.2	<b>266.6</b>
9	Jorge NAVARRO	SPA	FORWARD	266.6	265.9	265.2	263.8	263.8	264.9	<b>266.6</b>
14	Tony ARBOLINO	ITA	KALEX	266.6	265.2	265.2	265.2	265.2	265.5	<b>266.6</b>
18	Manuel GONZALEZ	SPA	KALEX	266.6	265.9	264.5	264.5	264.5	265.0	<b>266.6</b>
64	Mario AJI	INA	KALEX	266.6	265.2	265.2	264.5	263.8	264.9	<b>266.6</b>
96	Daniel HOLGADO	SPA	KALEX	266.6	264.5	264.5	264.5	263.1	264.0	<b>266.6</b>
72	Taiyo FURUSATO	JPN	KALEX	265.9	265.2	264.5	264.5	263.1	264.4	<b>265.9</b>
7	Barry BALTUS	BEL	KALEX	265.2	265.2	262.4	262.4	261.7	263.1	<b>265.2</b>
12	Filip SALAC	CZE	KALEX	265.2	264.5	264.5	263.8	263.8	264.4	<b>265.2</b>
54	Alberto FERRANDEZ	SPA	BOSCOSCURO	265.2	263.8	263.8	263.8	263.1	263.8	<b>265.2</b>
80	David ALONSO	COL	KALEX	264.5	264.5	264.5	264.5	263.8	264.1	<b>264.5</b>
99	Adrian HUERTAS	SPA	KALEX	264.5	263.8	263.1	263.1	262.4	262.9	<b>264.5</b>
21	Alonso LOPEZ	SPA	KALEX	263.8	263.8	263.1	263.1	263.1	263.3	<b>263.8</b>
24	Marcos RAMIREZ	SPA	KALEX	263.8	263.1	263.1	263.1	263.1	263.2	<b>263.8</b>
32	Luca LUNETTA	ITA	BOSCOSCURO	263.8	263.8	263.1	263.1	262.4	263.2	<b>263.8</b>
53	Deniz ÖNCÜ	TUR	BOSCOSCURO	263.8	263.8	263.8	263.8	263.1	263.7	<b>263.8</b>
81	Senna AGIUS	AUS	KALEX	263.8	262.4	261.7	261.7	261.7	262.2	<b>263.8</b>
95	Collin VEIJER	NED	KALEX	263.8	263.1	263.1	263.1	263.1	263.2	<b>263.8</b>
11	Alex ESCRIG	SPA	FORWARD	263.1	263.1	262.4	261.7	261.7	262.3	<b>263.1</b>
16	Joe ROBERTS	USA	KALEX	263.1	261.7	261.7	261.7	261.0	261.7	<b>263.1</b>
44	Aron CANET	SPA	BOSCOSCURO	263.1	262.4	261.7	261.7	261.7	262.1	<b>263.1</b>
17	Daniel MUÑOZ	SPA	KALEX	261.7	261.0	260.3	260.3	260.3	260.7	<b>261.7</b>

These data/results cannot be reproduced, stored and/or transmitted in whole or in part by any manner of electronic, mechanical, photocopying, recording, broadcasting or otherwise now known or herein after developed without the previous express consent by the copyright owner, except for reproduction in daily press and regular printed publications on sale to the public within 60 days of the event related to those data/results and always provided that copyright symbol appears together as follows below.

© MotoGP Sports Entertainment Group, 2026

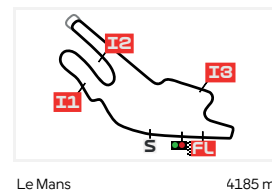
Official MotoGP Timing by [www.motogp.com](http://www.motogp.com)

Le Mans, Friday, May 8, 2026

## CHRONOLOGICAL ANALYSIS OF PERFORMANCES

### MICHELIN GRAND PRIX OF FRANCE

#### PRACTICE



\* Lap / Sector time cancelled  
P Crossing the finish line in pit lane

T1 Time from finish line to 1st intermediate  
T2 Time from 1st intermed. to 2nd intermed.

T3 Time from 2nd intermed. to 3rd intermed.  
T4 Time from 3rd intermediate to finish line

Lap	Lap Time	T1	T2	T3	T4	Speed	Lap	Lap Time	T1	T2	T3	T4	Speed
<b>1st 28 Izan GUEVARA</b> BLU CRU Pramac Yama SPA Runs=3 Total laps=14 Full laps=9 Valid laps=8							2	1'35.057	20.086	23.377	30.494	21.100	261.7
1	2'25.451	29.044	24.441	31.057	21.090		3	1'34.609	20.076	23.290	30.282	20.961	259.0
2	1'34.348	20.032	23.243	30.097	20.976	265.9	4	1'34.647	20.061	23.423	30.249	20.914	260.3
3	1'34.977	20.026	23.360	30.590	21.001	267.3	5	1'34.890 *	20.079 *	23.314	30.178	21.319	259.0
4	1'34.807	19.992	23.357	30.465	20.993	266.6	6	1'34.687	19.993	23.301	30.338	21.055	261.0
5	1'38.030 P	20.037	23.383	30.493	24.117	268.7	7	1'35.343	20.061	23.618	30.605	21.059	265.2
6	8'40.850	32.133	25.155	32.051	21.391		8	1'34.925	20.025	23.409	30.227	21.264	261.0
7	1'35.653	20.323	23.564	30.643	21.123	262.4	9	1'34.795	20.027	23.355	30.339	21.074	260.3
8	1'36.713 *	20.188	23.469 *	31.492	21.564	264.5	10	1'34.863	19.989	23.410	30.235	21.229	262.4
9	1'34.904	20.117	23.472	30.210	21.105	263.1	11	1'34.846	20.112	23.409	30.280	21.045	259.6
10	1'35.061	20.129	23.469	30.375	21.088	265.2	12	1'35.013	20.160	23.399	30.372	21.082	258.3
11	1'35.087	20.181	23.446	30.414	21.046	265.2	13	1'34.928	20.038	23.426	30.342	21.122	259.6
12	1'35.166	20.216	23.447	30.465	21.038	267.3	14	1'37.984 P	20.083	24.867	31.714 *	21.320	258.3
13	1'38.386 P	20.071	23.461	30.397	24.457	265.9	15	8'25.703	28.432	23.809	30.250	21.411	
14	12'38.166	30.960	24.329	31.092	21.498		16	1'34.271 *	19.983 *	23.190	30.186	20.912	259.0
<b>2nd 13 Celestino VIETTI</b> Folladore SpeedRS Tea ITA Runs=2 Total laps=20 Full laps=17 Valid laps=14							17	1'34.351	19.986	23.303	30.091	20.971	261.0
1	2'13.360	30.555	24.542	31.138	21.405		18	1'34.451	19.832	23.379	30.255	20.985	261.7
2	1'35.784	20.412	23.524	30.562	21.286	263.8	19	1'34.797	19.975	23.316	30.196	21.310	262.4
3	1'35.235	20.263	23.487	30.403	21.082	262.4	20	1'35.328 *	19.969 *	23.616	30.404	21.339	260.3
4	1'37.118 *	20.163	23.401	32.180 *	21.374	263.1	21	1'37.184	20.113	23.353	30.545	23.173	265.2
5	1'34.822	20.101	23.399	30.265	21.057	263.8	<b>4th 4 Ivan ORTOLA</b> QJMOTOR - El Motorist SPA Runs=2 Total laps=21 Full laps=18 Valid laps=15						
6	1'34.729	20.072	23.329	30.277	21.051	261.0	1	2'27.288	28.111	24.408	31.536	21.798	
7	1'36.991 *	20.017	23.316	32.253 *	21.405	265.9	2	1'34.994	20.084	23.371	30.291	21.248	265.2
8	1'34.963	20.106	23.327	30.401	21.129	267.3	3	1'36.333	20.150	23.332	31.415	21.436	264.5
9	1'41.684	20.147	23.502	36.779	21.256	264.5	4	1'35.424	20.154	23.630	30.501	21.139	264.5
10	1'34.902	20.090	23.448	30.316	21.048	265.2	5	1'35.648	20.279	23.715	30.404	21.250	260.3
11	1'35.068	20.174	23.366	30.329	21.199	263.8	6	1'35.478	20.201	23.584	30.535	21.158	263.8
12	1'34.883	20.158	23.365	30.262	21.098	262.4	7	1'35.381 *	20.208 *	23.562	30.422	21.189	265.2
13	1'34.737	20.044	23.373	30.225	21.095	264.5	8	1'35.295	20.094	23.626	30.329	21.246	265.2
14	1'37.916 P	20.138	25.767	31.544	20.467	264.5	9	1'35.233	20.108	23.541	30.470	21.114	265.9
15	10'34.463	32.888	24.129	30.774	21.169		10	1'40.831	20.029	23.461	35.947	21.394	265.9
16	1'34.571	20.046	23.379	30.151	20.995	261.0	11	1'35.895	20.458	23.635	30.492	21.310	261.7
17	1'35.828 *	20.478 *	23.967	30.306	21.077	263.1	12	1'35.913 *	20.211	23.811 *	30.691	21.200	263.8
18	1'34.726	20.084	23.379	30.215	21.048	262.4	13	1'35.488	20.232	23.537	30.403	21.316	263.8
19	1'34.350	20.050	23.287	30.009	21.004	261.7	14	1'39.590 P	20.292	23.766	34.938	20.594	263.8
20	1'34.654	20.036	23.411	30.095	21.112	261.7	15	7'52.313	27.694	24.657	31.076	21.852	
<b>3rd 7 Barry BALTUS</b> REDS Fantic Racing BEL Runs=2 Total laps=21 Full laps=18 Valid laps=15							16	1'34.845	20.003	23.466	30.429	20.947	265.9
1	2'16.404	29.392	24.111	30.612	21.002		17	1'34.392	19.937	23.314	30.177	20.964	265.9
2	1'34.571	20.046	23.379	30.151	20.995	261.0	18	1'34.473	20.094	23.342	30.062	20.975	269.5
3	1'35.828 *	20.478 *	23.967	30.306	21.077	263.1	19	1'34.880	20.081	23.388	30.303	21.108	267.3
4	1'34.726	20.084	23.379	30.215	21.048	262.4	20	1'35.869	20.426	23.620	30.555	21.268	263.8
5	1'34.350	20.050	23.287	30.009	21.004	261.7	<b>Fastest Lap:</b> Izan GUEVARA SPA BLU CRU Pramac Yamaha Moto2 1'34.348 20.032 23.243 30.097 20.976						
6	1'34.654	20.036	23.411	30.095	21.112	261.7							

These data/results cannot be reproduced, stored and/or transmitted in whole or in part by any manner of electronic, mechanical, photocopying, recording, broadcasting or otherwise now known or herein after developed without the previous express consent by the copyright owner, except for reproduction in daily press and regular printed publications on sale to the public within 60 days of the event related to those data/results and always provided that copyright symbol appears together as follows below.

© MotoGP Sports Entertainment Group, 2026

Official MotoGP Timing by TISSOT

www.motogp.com

Le Mans, Friday, May 8, 2026

## Practice

## Moto2™

Lap	Lap Time	T1	T2	T3	T4	Speed	Lap	Lap Time	T1	T2	T3	T4	Speed
21	1'47.048 *	20.397	23.594	38.246 *	24.811	260.3	5	<b>1'35.739</b>	20.251	23.622	30.586	21.280	263.1
<b>5th 21</b> <b>Alonso LOPEZ</b> ITALJET Gresini Moto2 SPA Runs=3 Total laps=20 Full laps=15 Valid laps=14							6	1'36.764 P	20.222	23.625	30.545	22.372	262.4
1	2'03.460	30.359	24.527	31.569	21.358		7	4'57.792	30.404	24.837	30.882	21.285	
2	<b>1'35.252</b>	20.191	23.471	30.554	21.036	263.8	8	<b>1'34.658</b>	20.003	23.442	30.243	20.970	263.1
3	1'35.689 *	20.188 *	23.856	30.459	21.186	263.8	9	<b>1'35.088</b>	19.986	23.566	30.396	21.140	262.4
4	<b>1'36.829</b>	20.124	23.486	31.949	21.270	261.0	10	1'35.736 *	20.043	23.849 *	30.536	21.308	263.1
5	<b>1'35.111</b>	20.225	23.480	30.312	21.094	261.7	11	<b>1'34.916</b>	20.087	23.413	30.319	21.097	263.1
6	1'36.853 P	20.404	23.591	30.789	22.069	263.1	12	<b>1'34.929</b>	20.065	23.454	30.343	21.067	262.4
7	6'04.589	30.388	25.678	30.886	21.172		13	1'43.515 P	21.939 *	28.011	31.686	21.879	261.7
8	<b>1'35.244</b>	20.122	23.632	30.339	21.151	259.0	14	8'13.828	30.647	24.609	32.423	21.858	
9	<b>1'34.701</b>	20.019	23.343	30.307	21.032	261.7	15	<b>1'34.717</b>	20.065	23.378	30.255	21.019	261.7
10	<b>1'36.431</b>	20.286	24.563	30.526	21.056	261.7	16	1'36.591 *	21.044 *	23.903	30.519	21.125	263.8
11	1'38.254 P	20.110	23.621	31.983	22.540	261.7	17	<b>1'34.497</b>	20.020	23.352	30.245	20.880	263.1
12	5'41.691	28.110	24.249	30.896	21.289		18	<b>1'36.624</b>	20.075	23.404	30.303	22.842	262.4
13	<b>1'34.833</b>	20.119	23.370	30.480	20.864	259.6	<b>8th 18</b> <b>Manuel GONZALEZ</b> LIQUI MOLY Dynavolt SPA Runs=2 Total laps=21 Full laps=18 Valid laps=15						
14	<b>1'34.747</b>	20.123	23.416	30.252	20.956	263.1	1	2'17.967	29.574	24.968	31.315	21.291	
15	<b>1'37.455</b>	19.963	24.063	31.922	21.507	261.7	2	<b>1'35.150</b>	20.051	23.479	30.390	21.230	264.5
16	<b>1'34.436</b>	19.990	23.398	30.151	20.897	263.1	3	<b>1'35.054</b>	20.251	23.427	30.356	21.020	263.1
17	<b>1'34.636</b>	20.049	23.495	30.185	20.907	263.1	4	<b>1'34.845</b>	20.003	23.403	30.500	20.939	264.5
18	<b>1'35.473</b>	20.282	23.575	30.519	21.097	262.4	5	<b>1'34.906</b>	20.042	23.515	30.310	21.039	263.8
19	<b>1'38.753</b>	20.231	24.927	32.088	21.507	259.6	6	<b>1'34.638</b>	19.980	23.377	30.269	21.012	264.5
20	<b>1'34.869</b>	20.012	23.435	30.220	21.202	261.7	7	<b>1'35.215</b>	19.934	23.471	30.265	21.545	266.6
<b>6th 96</b> <b>Daniel HOLGADO</b> CFMOTO Inde Aspar T SPA Runs=2 Total laps=21 Full laps=18 Valid laps=16							8	1'39.683 *	21.436 *	25.697	31.107 *	21.443	265.9
1	2'02.956	28.937	24.702	31.728	21.343		9	1'35.312 *	20.044	23.509	30.587 *	21.172	264.5
2	1'36.879 *	20.370	23.535	31.527 *	21.447	264.5	10	<b>1'35.048</b>	20.230	23.546	30.239	21.033	264.5
3	<b>1'35.748</b>	20.290	23.530	30.618	21.310	264.5	11	<b>1'34.747</b>	20.008	23.472	30.212	21.055	263.1
4	<b>1'35.169</b>	20.206	23.387	30.519	21.057	266.6	12	<b>1'34.897</b>	20.132	23.494	30.231	21.040	262.4
5	<b>1'35.395</b>	20.297	23.535	30.432	21.131	261.0	13	<b>1'34.915</b>	20.061	23.465	30.362	21.027	263.1
6	<b>1'37.249</b>	20.138	23.819	31.954	21.338	263.1	14	1'35.535 P	20.399 *	24.410	30.958	19.768	260.3
7	<b>1'35.095</b>	20.147	23.546	30.358	21.044	263.1	15	8'12.532	28.475	25.321	31.195	21.455	
8	<b>1'35.195</b>	20.151	23.481	30.471	21.092	262.4	16	<b>1'34.782</b>	20.125	23.457	30.283	20.917	261.0
9	<b>1'34.970</b>	20.053	23.473	30.258	21.186	262.4	17	<b>1'34.509</b>	20.060	23.407	30.084	20.958	260.3
10	<b>1'56.260</b>	20.326	41.903	32.642	21.389	262.4	18	<b>1'34.765</b>	20.052	23.449	30.244	21.020	261.7
11	<b>1'36.287</b>	20.314	23.816	30.824	21.333	261.7	19	<b>1'34.716</b>	20.095	23.465	30.202	20.954	260.3
12	1'38.997 *	20.348	23.835 *	33.336	21.478	261.7	20	1'43.467 *	21.366 *	30.337	30.576	21.188	260.3
13	1'37.196 P	20.423	23.633	30.664	22.476	264.5	21	<b>1'34.956</b>	20.034	23.370	30.490	21.062	261.0
14	8'07.966 *	29.881	24.509	31.210 *	21.504		<b>9th 81</b> <b>Senna AGIUS</b> LIQUI MOLY Dynavolt AUS Runs=2 Total laps=20 Full laps=17 Valid laps=13						
15	<b>1'35.369</b>	20.322	23.409	30.487	21.151	261.0	1	2'23.426	28.195	24.367	30.924	21.199	
16	<b>1'34.452</b>	19.979	23.289	30.163	21.021	263.1	2	1'35.705 *	20.372	23.511	30.678 *	21.144	260.3
17	<b>1'34.998</b>	20.007	23.453	30.371	21.167	262.4	3	<b>1'35.208</b>	20.129	23.730	30.377	20.972	261.7
18	<b>1'34.837</b>	20.077	23.372	30.369	21.019	263.1	4	<b>1'34.830</b>	20.090	23.474	30.382	20.884	262.4
19	<b>1'43.144</b>	20.075	27.985	33.743	21.341	263.1	5	<b>1'34.706</b>	19.971	23.504	30.368	20.863	261.7
20	<b>1'34.937</b>	20.142	23.406	30.398	20.991	262.4	6	1'39.610 *	20.981 *	25.779	31.317	21.533	259.6
21	<b>1'34.907</b>	20.016	23.437	30.302	21.152	262.4	7	<b>1'34.992</b>	20.017	23.522	30.434	21.019	261.0
<b>7th 95</b> <b>Collin VEIJER</b> Red Bull KTM Ajo NED Runs=3 Total laps=18 Full laps=13 Valid laps=11							8	<b>1'35.056</b>	20.047	23.371	30.333	21.305	261.7
1	2'51.830	30.577	25.308	31.487	21.768		9	<b>1'35.230</b>	20.056	23.412	30.587	21.175	263.8
2	<b>1'36.492</b>	20.445	23.922	30.773	21.352	262.4	10	<b>1'34.721</b>	20.029	23.485	30.283	20.924	259.6
3	<b>1'36.073</b>	20.274	23.851	30.698	21.250	263.1	11	1'36.552 P	20.037	23.461	30.292	22.762	260.3
4	<b>1'35.388</b>	20.182	23.595	30.518	21.093	262.4	12	10'02.748	28.688	26.412	33.252	21.364	
<b>Fastest Lap:</b> Izan GUEVARA SPA BLU CRU Pramac Yamaha Moto2 <b>1'34.348</b> 20.032 23.243 30.097 20.976							13	1'40.472 *	20.144	23.364	34.310 *	22.654	259.0
							14	<b>1'34.533</b>	20.015	23.446	30.231	20.841	259.6

These data/results cannot be reproduced, stored and/or transmitted in whole or in part by any manner of electronic, mechanical, photocopying, recording, broadcasting or otherwise now known or herein after developed without the previous express consent by the copyright owner, except for reproduction in daily press and regular printed publications on sale to the public within 60 days of the event related to those data/results and always provided that copyright symbol appears together as follows below.

© MotoGP Sports Entertainment Group, 2026

Official MotoGP Timing by  TISSOT

www.motogp.com

Le Mans, Friday, May 8, 2026

Page 2 of 6



## Practice

## Moto2™

Lap	Lap Time	T1	T2	T3	T4	Speed	Lap	Lap Time	T1	T2	T3	T4	Speed						
15	<b>1'34.716</b>	20.060	23.586	<b>30.203</b>	20.867	258.3	3	<b>1'40.437</b>	20.216	23.997	35.293	20.931	261.7						
16	<b>1'34.610</b>	20.000	23.472	30.223	20.915	259.6	4	<b>1'35.364</b>	<b>19.997</b>	<b>23.441</b>	30.756	21.170	262.4						
17	1'36.727 *	20.166 *	24.202	30.841	21.518	261.7	5	1'40.179 P	20.451 *	25.096	31.497 *	23.135	261.7						
18	<b>1'35.100</b>	20.064	23.370	30.528	21.138	258.3	6	7'59.026	28.541	23.982	30.935	21.005							
19	<b>1'35.121</b>	20.182	<b>23.324</b>	30.385	21.230	257.0	7	<b>1'35.349</b>	20.157	23.611	30.572	21.009	259.0						
20	<b>1'34.953</b>	20.176	23.370	30.377	21.030	256.3	8	1'39.017 *	21.694	25.487 *	30.618	21.218	260.3						
<b>10th 71 Ayumu SASAKI</b> Momoven Idrofoglia R JPN Runs=2 Total laps=18 Full laps=15 Valid laps=11							9							<b>1'35.397</b>	20.133	23.661	30.576	21.027	261.0
1	2'18.917	31.918	24.803	31.339	21.940		10	1'47.366 P	20.158	25.515	36.954 *	24.739	261.7						
2	<b>1'35.509</b>	20.127	23.640	30.472	21.270	<b>267.3</b>	11	7'51.917	29.687	23.956	30.641	21.004							
3	<b>1'35.248</b>	20.213	23.600	30.296	21.139	264.5	12	<b>1'34.744</b>	20.059	23.471	<b>30.351</b>	<b>20.863</b>	260.3						
4	<b>1'35.597</b>	20.176	23.618	30.587	21.216	265.9	13	1'44.653 *	21.473 *	26.188	35.557 *	21.435	259.0						
5	1'40.254 *	21.886 *	26.150	30.502 *	21.716	261.7	14	<b>1'35.193</b>	20.100	23.602	30.557	20.934	261.7						
6	<b>1'35.957</b>	20.368	23.696	30.716	21.177	262.4	15	1'45.699 *	22.508 *	26.685	34.884 *	21.622	257.6						
7	<b>1'35.982</b>	20.383	23.790	30.581	21.228	262.4	16	<b>1'35.636</b>	20.270	23.673	30.498	21.195	257.0						
8	<b>1'35.768</b>	20.286	23.738	30.528	21.216	263.1	17	1'43.483 *	23.189 *	26.131	32.579	21.584	256.3						
9	1'39.794 *	20.479	23.582	33.202 *	22.531	262.4	<b>13th 84 Zonta VD GOORBERGH</b> Momoven Idrofoglia R NED Runs=2 Total laps=19 Full laps=16 Valid laps=12												
10	<b>1'35.908</b>	20.308	23.773	30.458	21.369	265.2	1	2'05.850	30.392	24.770	31.430	21.269							
11	1'40.562 P	21.527 *	24.672	32.177	22.186	261.0	2	<b>1'36.246</b>	20.229	23.649	31.062	21.306	<b>268.0</b>						
12	12'41.257	28.126	25.045	31.268	21.598		3	<b>1'39.500</b>	20.201	24.179	33.414	21.706	266.6						
13	<b>1'34.780</b>	20.016	23.427	30.293	21.044	265.2	4	<b>1'35.223</b>	20.139	23.482	30.533	21.069	263.8						
14	<b>1'34.636</b>	<b>19.987</b>	<b>23.385</b>	<b>30.290</b>	<b>20.974</b>	264.5	5	<b>1'41.663</b>	20.061	23.515	32.240	25.847	263.8						
15	1'35.604 *	20.101 *	23.938	30.309 *	21.256	265.9	6	<b>1'35.040</b>	20.032	23.436	30.493	21.079	263.8						
16	1'38.623 *	20.248	23.749	33.001 *	21.625	262.4	7	<b>1'35.622</b>	20.048	23.525	30.647	21.402	263.1						
17	<b>1'35.450</b>	20.312	23.664	30.344	21.130	263.1	8	1'41.078 *	20.113	23.512	35.538 *	21.915	263.8						
18	<b>1'35.683</b>	20.189	23.681	30.326	21.487	263.8	9	<b>1'35.562</b>	20.197	23.634	30.526	21.205	261.0						
<b>11th 12 Filip SALAC</b> OnlyFans American Rac CZE Runs=3 Total laps=20 Full laps=15 Valid laps=12							10	<b>1'35.291</b>	20.050	23.516	30.434	21.291	263.8						
1	2'06.832	29.974	24.572	31.276	21.626		11	<b>1'35.534</b>	20.024	23.618	30.626	21.266	261.7						
2	<b>1'35.755</b>	20.320	23.545	30.636	21.254	262.4	12	1'40.887 P	20.934 *	25.770	32.324	21.859	261.0						
3	<b>1'36.266</b>	20.285	23.961	30.750	21.270	<b>265.2</b>	13	10'14.747	30.221	24.150	31.245	21.987							
4	<b>1'35.365</b>	20.178	23.583	30.509	21.095	262.4	14	<b>1'40.218</b>	20.328	23.428	34.538	21.924	257.6						
5	<b>1'35.630</b>	20.212	23.714	30.517	21.187	262.4	15	1'44.679 *	20.141	23.565	35.878 *	25.095	259.0						
6	<b>1'35.571</b>	20.319	23.536	30.493	21.223	263.1	16	<b>1'34.807</b>	<b>20.019</b>	<b>23.356</b>	<b>30.387</b>	<b>21.045</b>	263.1						
7	1'43.003 *	20.275	26.327	34.764 *	21.637	262.4	17	1'37.358 *	20.312 *	24.115	30.988	21.943	262.4						
8	1'39.534 *	20.257	23.689	34.285 *	21.303	263.8	18	1'42.784 *	20.113	23.591	35.637 *	23.443	260.3						
9	<b>1'35.187</b>	20.201	23.557	30.316	21.113	263.8	19	<b>1'35.817</b>	20.126	23.496	30.716	21.479	259.6						
10	1'35.684 P	20.203	23.651	30.311	21.519	264.5	<b>14th 3 Sergio GARCIA</b> ITALJET Gresini Moto2 SPA Runs=2 Total laps=21 Full laps=18 Valid laps=14												
11	5'38.142	30.774	24.204	33.823	21.849		1	2'18.450	29.474	24.027	31.376	21.606							
12	<b>1'37.542</b>	20.439	24.075	31.303	21.725	259.6	2	<b>1'35.477</b>	20.117	<b>23.416</b>	30.675	21.269	265.9						
13	<b>1'36.683</b>	20.480	23.763	30.996	21.444	259.6	3	<b>1'35.188</b>	20.270	23.511	30.302	<b>21.105</b>	264.5						
14	1'37.889 P	20.376	24.439	31.258	21.816	260.3	4	1'40.937 *	20.192	27.107	32.428 *	21.210	264.5						
15	5'46.514 *	30.505	24.720	30.868 *	21.258		5	<b>1'36.246</b>	20.190	23.622	30.388	22.046	<b>266.6</b>						
16	1'35.049 *	20.094	23.499	30.196 *	21.260	261.0	6	<b>1'37.561</b>	20.217	23.523	30.467	23.354	263.8						
17	<b>1'34.673</b>	20.083	<b>23.434</b>	<b>30.208</b>	<b>20.948</b>	263.1	7	<b>1'35.137</b>	20.059	23.591	30.240	21.247	264.5						
18	<b>1'43.238</b>	<b>20.022</b>	28.012	33.769	21.435	264.5	8	<b>1'34.870</b>	20.041	23.479	30.219	21.131	266.6						
19	<b>1'35.177</b>	20.030	23.496	30.399	21.252	263.1	9	<b>1'37.789</b>	20.102	23.598	32.783	21.306	265.9						
20	<b>1'40.301</b>	20.048	24.712	33.093	22.448	261.0	10	1'42.265 *	20.055	23.642	36.549 *	22.019	265.9						
<b>12th 44 Aron CANET</b> ELF Marc VDS Racing T SPA Runs=3 Total laps=17 Full laps=12 Valid laps=8							11	<b>1'36.053</b>	20.258	23.684	30.409	21.702	263.8						
1	2'19.745	29.084	24.266	30.867	22.139		12	1'39.111 P	20.946 *	25.449 *	31.363	21.353	257.0						
2	<b>1'35.323</b>	20.158	23.584	30.494	21.087	<b>263.1</b>	13	8'14.129	28.446	25.747	33.789	22.380							
<b>Fastest Lap:</b> Izan GUEVARA SPA BLU CRU Pramac Yamaha Moto2 <b>1'34.348</b> 20.032 23.243 30.097 20.976							14	<b>1'40.305</b>	20.168	23.444	31.803	24.890	261.0						
							15	<b>1'35.240</b>	<b>20.030</b>	23.680	30.401	21.129	263.8						

These data/results cannot be reproduced, stored and/or transmitted in whole or in part by any manner of electronic, mechanical, photocopying, recording, broadcasting or otherwise now known or herein after developed without the previous express consent by the copyright owner, except for reproduction in daily press and regular printed publications on sale to the public within 60 days of the event related to those data/results and always provided that copyright symbol appears together as follows below.

© MotoGP Sports Entertainment Group, 2026

Official MotoGP Timing by  TISSOT

www.motogp.com

Le Mans, Friday, May 8, 2026

Page 3 of 6

## Practice

## Moto2™

Lap	Lap Time	T1	T2	T3	T4	Speed
16	<b>1'35.320</b>	20.166	23.518	30.367	21.269	261.7
17	<b>1'37.693</b>	20.094	24.223	31.908	21.468	263.1
18	1'37.415 *	20.219 *	23.879	31.584	21.733	264.5
19	1'35.442 *	20.217	23.597	30.442	21.186 *	261.0
20	<b>1'35.139</b>	20.116	23.603	30.196	21.224	263.1
21	<b>1'36.159</b>	20.224	23.612	30.465	21.858	261.0

**15th 17 Daniel MUÑOZ** Italtrans Racing Team SPA  
Runs=3 Total laps=18 Full laps=13 Valid laps=11

1	1'48.932	30.113	24.196	30.995	21.223	
2	<b>1'35.442</b>	20.158	23.534	30.599	21.151	261.0
3	<b>1'35.457</b>	20.235	23.596	30.542	21.084	259.6
4	<b>1'35.067</b>	20.163	23.428	30.482	20.994	259.0
5	<b>1'35.300</b>	20.138	23.549	30.547	21.066	260.3
6	<b>1'35.360</b>	20.254	23.444	30.542	21.120	258.3
7	<b>1'35.267</b>	20.242	23.515	30.425	21.085	259.6
8	<b>1'34.906</b>	19.982	23.535	30.359	21.030	259.6
9	<b>1'35.151</b>	20.166	23.516	30.381	21.088	260.3
10	<b>1'35.004</b>	20.110	23.499	30.356	21.039	260.3
11	1'35.218 *	20.192 *	23.498	30.316	21.212	259.0
12	<b>1'35.260</b>	20.121	23.452	30.491	21.196	259.0
13	<b>1'35.402</b>	20.159	23.573	30.366	21.304	261.7
14	1'43.518 P	21.961 *	29.230	31.121	21.206	259.0
15	9'23.764 *	41.699	25.756	31.753 *	24.131	
16	1'41.088 P	20.147	24.461	34.248 *	22.232	258.3
17	5'31.534	28.953	25.804	30.564	21.535	
18	1'39.451 *	20.508	23.418	32.825 *	22.700	258.3

**16th 16 Joe ROBERTS** OnlyFans American Rac USA  
Runs=3 Total laps=16 Full laps=11 Valid laps=10

1	2'27.787 *	29.013	24.933	32.502 *	22.163	
2	<b>1'36.492</b>	20.343	23.655	30.613	21.881	261.7
3	<b>1'35.606</b>	20.228	23.574	30.575	21.229	261.0
4	1'36.556 *	20.432	23.635	31.089 *	21.400	261.7
5	<b>1'35.771</b>	20.238	23.637	30.582	21.314	260.3
6	<b>1'35.386</b>	20.154	23.485	30.538	21.209	260.3
7	1'37.095 P	20.182 *	23.637	32.540	20.736	261.7
8	8'51.400	30.784	24.736	31.140	21.482	
9	1'37.124 P	20.284	23.760	30.720	22.360	258.3
10	8'52.624	28.719	24.373	35.017	22.276	
11	<b>1'35.604</b>	20.115	23.551	30.717	21.221	259.0
12	<b>1'35.239</b>	20.106	23.517	30.485	21.131	263.1
13	<b>1'34.934</b>	20.021	23.454	30.403	21.056	261.0
14	<b>1'35.325</b>	20.100	23.415	30.449	21.361	259.6
15	<b>1'35.422</b>	20.144	23.608	30.458	21.212	258.3
16	<b>1'35.495</b>	20.123	23.549	30.313	21.510	258.3

**17th 14 Tony ARBOLINO** REDS Fantic Racing ITA  
Runs=3 Total laps=18 Full laps=13 Valid laps=10

1	2'04.880	28.892	24.882	31.666	21.711	
2	<b>1'36.555</b>	20.378	23.865	30.772	21.540	265.2
3	<b>1'35.917</b>	20.176	23.704	30.722	21.315	266.6
4	<b>1'40.750</b>	20.190	23.706	30.759	26.095	265.2
5	<b>1'36.061</b>	20.266	23.765	30.641	21.389	263.8
6	<b>1'35.868</b>	20.083	23.566	30.731	21.488	264.5

Lap	Lap Time	T1	T2	T3	T4	Speed
7	1'42.255 P	21.343 *	26.937	31.757	22.218	265.2
8	8'06.915 *	30.634	25.232 *	31.143	21.449	
9	<b>1'35.231</b>	20.084	23.518	30.430	21.199	262.4
10	<b>1'35.356</b>	20.060	23.607	30.531	21.158	263.1
11	1'39.364 P	20.838 *	24.935	31.824	21.767	261.7
12	6'36.061	28.334	24.006	30.556	21.346	
13	<b>1'34.958</b>	19.938	23.470	30.354	21.196	263.1
14	1'41.237 *	19.943	23.509	35.626 *	22.159	264.5
15	1'54.065 *	20.181	23.790	30.831	39.263 *	265.2
16	1'39.654 *	21.940	24.376	31.608 *	21.730	249.3
17	<b>1'36.949</b>	20.500	23.847	30.768	21.834	261.0
18	<b>1'35.783</b>	20.219	23.685	30.489	21.390	261.7

**18th 80 David ALONSO** CFMOTO Inde Aspar T COL  
Runs=2 Total laps=19 Full laps=16 Valid laps=14

1	2'46.999	29.856	25.554	31.604	21.903	
2	<b>1'36.744</b>	20.569	24.083	30.787	21.305	263.8
3	<b>1'35.782</b>	20.423	23.497	30.553	21.309	264.5
4	<b>1'35.761</b>	20.350	23.676	30.358	21.377	263.8
5	<b>1'36.393</b>	20.445	23.813	30.704	21.431	263.1
6	<b>1'36.316</b>	20.311	23.650	30.947	21.408	263.1
7	<b>1'35.790</b>	20.442	23.664	30.522	21.162	263.8
8	<b>1'35.631</b>	20.340	23.604	30.309	21.378	263.1
9	<b>1'35.608</b>	20.281	23.586	30.430	21.311	263.8
10	<b>1'35.631</b>	20.248	23.573	30.597	21.213	264.5
11	<b>1'37.277</b>	20.289	23.471	32.022	21.495	263.1
12	1'36.661 *	20.354	24.016 *	30.791	21.500	263.8
13	1'42.236 P	20.397	23.596	32.625	25.618	262.4
14	10'07.147	33.091	28.845	31.296	21.629	
15	<b>1'38.002</b>	20.265	23.941	32.444	21.352	261.0
16	<b>1'35.012</b>	20.185	23.505	30.178	21.144	264.5
17	1'35.852 *	20.368 *	23.791	30.448	21.245	264.5
18	<b>1'35.020</b>	20.205	23.432	30.240	21.143	263.1
19	<b>1'37.592</b>	20.160	23.504	32.136	21.792	263.8

**19th 11 Alex ESCRIG** KLINT Racing Team SPA  
Runs=3 Total laps=18 Full laps=12 Valid laps=11

1	2'43.273	34.359	25.737	34.454	21.502	
2	<b>1'35.812</b>	20.426	23.672	30.576	21.138	261.0
3	<b>1'35.661</b>	20.243	23.598	30.648	21.172	260.3
4	<b>1'35.613</b>	20.215	23.643	30.647	21.108	260.3
5	<b>1'42.159</b>	20.199	23.620	36.165	22.175	261.7
6	<b>1'36.181</b>	20.292	23.703	30.801	21.385	260.3
7	<b>1'35.810</b>	20.219	23.734	30.629	21.228	263.1
8	1'38.991 P	20.181	23.640	32.202	22.968	263.1
9	8'29.838	33.896	23.935	30.802	21.430	
10	<b>1'35.806</b>	20.318	23.624	30.461	21.403	261.7
11	<b>1'35.525</b>	20.298	23.580	30.454	21.193	261.0
12	1'37.732 P	20.141	23.646	30.625	23.320	262.4
13	5'12.899	36.723	25.865	31.004	21.298	
14	<b>1'38.037</b>	20.194	23.446	32.696	21.701	259.0
15	1'43.780 *	20.175	23.478	37.689 *	22.438	261.0
16	<b>1'35.310</b>	20.018	23.432	30.676	21.184	261.7
17	<b>1'35.151</b>	20.178	23.438	30.358	21.177	261.0
18	1'49.140 P	22.918 *	27.802	34.107	24.313	261.0

**Fastest Lap:** Izan GUEVARA SPA BLU CRU Pramac Yamaha Moto2 **1'34.348** 20.032 23.243 30.097 20.976

These data/results cannot be reproduced, stored and/or transmitted in whole or in part by any manner of electronic, mechanical, photocopying, recording, broadcasting or otherwise now known or herein after developed without the previous express consent by the copyright owner, except for reproduction in daily press and regular printed publications on sale to the public within 60 days of the event related to those data/results and always provided that copyright symbol appears together as follows below.

© MotoGP Sports Entertainment Group, 2026

Official MotoGP Timing by **TISSOT**

www.motogp.com

Le Mans, Friday, May 8, 2026

Page 4 of 6

## Practice

## Moto2™

Lap	Lap Time	T1	T2	T3	T4	Speed	Lap	Lap Time	T1	T2	T3	T4	Speed	
<b>20th</b>	<b>53</b>	<b>Deniz ÖNCÜ</b>				ELF Marc VDS Racing T	TUR							
		Runs=2	Total laps=19	Full laps=16	Valid laps=14									
1	2'28.375	28.406	24.454	30.937	21.891		10	<b>1'36.043</b>	20.272	23.629	30.647	21.495	261.7	
2	<b>1'35.162</b>	<b>20.022</b>	<b>23.504</b>	30.518	21.118	<b>263.8</b>	11	<b>1'38.709</b> P	20.660	25.191	31.281	<b>21.577</b>	<b>262.4</b>	
3	<b>1'35.579</b>	20.243	23.592	30.550	21.194	261.7	12	5'57.207	34.954	27.704	35.022	21.680		
4	<b>1'35.573</b>	20.243	23.718	30.513	<b>21.099</b>	262.4	13	<b>1'35.333</b>	20.171	<b>23.541</b>	30.506	<b>21.115</b>	261.7	
5	<b>1'36.008</b>	20.266	23.580	<b>30.480</b>	21.682	263.1	14	<b>1'38.146</b>	<b>20.103</b>	23.604	30.509	23.930	263.8	
6	<b>1'37.826</b>	20.152	23.792	30.680	23.202	261.7	15	1'42.816 *	20.422 *	23.963	35.087 *	23.344	263.8	
7	<b>1'35.731</b>	20.340	23.581	30.570	21.240	261.7	16	<b>1'35.967</b>	20.416	23.682	30.635	21.234	260.3	
8	1'36.918 *	20.352	23.595	31.309 *	21.662 *	261.0	17	<b>1'37.516</b>	20.235	23.678	31.282	22.321	260.3	
9	<b>1'36.896</b>	20.405	23.676	31.473	21.342	259.6								
10	1'38.318 P	20.596	24.049	31.130	22.543	263.8								
11	11'27.259	25.211	24.284	32.415	21.904									
12	<b>1'40.215</b>	20.141	23.591	33.605	22.878	263.8								
13	<b>1'35.509</b>	20.144	23.552	30.594	21.219	263.8								
14	<b>1'35.700</b>	20.246	23.615	30.604	21.235	261.7								
15	<b>1'35.869</b>	20.363	23.639	30.500	21.367	259.6								
16	1'39.251 *	20.545 *	23.800	30.783	24.123	261.7								
17	<b>1'36.633</b>	20.678	23.900	30.678	21.377	258.3								
18	<b>1'36.487</b>	20.454	23.860	30.661	21.512	260.3								
19	<b>1'37.111</b>	20.594	24.007	30.961	21.549	259.0								
<b>21st</b>	<b>24</b>	<b>Marcos RAMIREZ</b>				QJMOTOR - El Motorist	SPA							
		Runs=3	Total laps=18	Full laps=13	Valid laps=10									
1	2'15.034	30.605	25.824	32.754	22.192									
2	<b>1'41.071</b>	20.653	23.987	31.341	25.090	263.1								
3	<b>1'36.362</b>	20.416	23.603	30.994	21.349	263.1								
4	<b>1'36.087</b>	20.338	23.657	30.693	21.399	263.1								
5	1'42.468 *	20.458	25.455	33.862 *	22.693	261.0								
6	<b>1'35.950</b>	20.239	23.643	30.801	21.267	<b>263.8</b>								
7	<b>1'35.626</b>	20.323	23.519	30.544	21.240	261.0								
8	1'39.290 *	20.390 *	26.296	31.130 *	21.474	263.1								
9	<b>1'35.883</b>	20.301	23.555	30.817	21.210	261.7								
10	1'40.250 P	20.454 *	25.725	31.958	22.113	261.0								
11	10'24.713 *	34.612	28.973	30.895 *	22.691									
12	<b>1'36.126</b>	20.391	23.775	30.601	21.359	259.6								
13	<b>1'35.473</b>	20.275	<b>23.439</b>	30.587	21.172	260.3								
14	1'37.923 P	20.165 *	25.025	31.727 *	21.006	259.6								
15	3'43.996 *	29.446	23.717	30.194 *	21.105									
16	1'38.859 *	20.163	23.491	32.078 *	23.127	262.4								
17	<b>1'35.230</b>	20.237	23.521	<b>30.377</b>	<b>21.095</b>	261.7								
18	<b>1'35.389</b>	<b>20.111</b>	23.450	30.386	21.442	262.4								
<b>22nd</b>	<b>9</b>	<b>Jorge NAVARRO</b>				KLINT Racing Team	SPA							
		Runs=3	Total laps=17	Full laps=12	Valid laps=11									
1	2'05.635	31.369	24.657	31.585	21.473									
2	<b>1'35.850</b>	20.196	23.542	30.698	21.414	<b>266.6</b>								
3	<b>1'38.156</b>	20.669	25.543	30.729	21.215	265.2								
4	<b>1'35.322</b>	20.128	23.556	<b>30.485</b>	21.153	265.9								
5	<b>1'36.203</b>	20.198	24.023	30.579	21.403	263.8								
6	<b>1'35.964</b>	20.217	23.673	30.838	21.236	263.1								
7	1'40.804 P	20.293	25.125	33.308	22.078	263.1								
8	9'37.502	31.602	24.669	33.805	21.500									
9	<b>1'36.928</b>	20.389	23.683	31.412	21.444	260.3								
<b>23rd</b>	<b>54</b>	<b>Alberto FERRANDEZ</b>				BLU CRU Pramac Yama	SPA							
		Runs=3	Total laps=15	Full laps=10	Valid laps=7									
1	2'26.339	29.328	24.365	31.073	21.381									
2	<b>1'35.448</b>	20.252	23.553	30.496	21.147	<b>265.2</b>								
3	<b>1'35.408</b>	20.163	<b>23.506</b>	30.520	21.219	263.8								
4	<b>1'35.326</b>	<b>20.144</b>	23.597	30.465	<b>21.120</b>	263.1								
5	1'35.967 *	19.683 *	23.883	30.959 *	21.442	263.8								
6	1'38.039 P	20.363	24.384	31.700 *	21.592	263.1								
7	10'02.575 *	32.609	24.692 *	30.886	21.437									
8	<b>1'41.955</b>	20.294	23.631	36.632	21.398	259.6								
9	<b>1'35.647</b>	20.255	23.690	<b>30.450</b>	21.252	262.4								
10	<b>1'35.591</b>	20.245	23.634	30.540	21.172	262.4								
11	1'39.598 *	23.296 *	24.624	30.523	21.155 *	261.0								
12	1'35.702 P	20.278	23.626	30.509 *	21.289	263.8								
13	8'52.525	31.754	24.161	31.188	21.180									
14	1'36.137 *	20.281 *	23.896	30.575	21.385	261.7								
15	<b>1'35.524</b>	20.313	23.538	30.457	21.216	260.3								
<b>24th</b>	<b>99</b>	<b>Adrian HUERTAS</b>				Italtrans Racing Team	SPA							
		Runs=2	Total laps=19	Full laps=16	Valid laps=13									
1	1'49.836	30.438	24.377	31.119	21.235									
2	<b>1'35.739</b>	20.164	23.663	30.693	21.219	<b>264.5</b>								
3	<b>1'35.788</b>	20.263	23.645	30.561	21.319	262.4								
4	<b>1'35.708</b>	20.285	23.553	30.693	21.177	261.7								
5	<b>1'37.116</b>	20.280	23.734	30.679	22.423	260.3								
6	<b>1'40.031</b>	20.537	26.383	31.174	21.937	261.0								
7	<b>1'36.027</b>	20.526	23.692	30.625	21.184	259.6								
8	1'44.233 *	22.652 *	29.451	30.737	21.393	260.3								
9	1'36.218 *	20.253	23.569	30.794 *	21.602	261.7								
10	<b>1'39.827</b>	20.354	25.938	31.337	22.198	261.0								
11	1'40.900 P	20.168	23.654	34.686 *	22.392	262.4								
12	11'34.115	30.849	24.736	32.251	21.659									
13	<b>1'35.889</b>	20.238	23.639	30.522	21.490	263.1								
14	1'35.191 *	19.913 *	23.620	<b>30.484</b>	<b>21.174</b>	263.8								
15	<b>1'35.391</b>	<b>20.121</b>	23.520	30.530	21.220	263.1								
16	<b>1'35.384</b>	20.148	<b>23.494</b>	30.566	21.176	262.4								
17	<b>1'38.644</b>	20.280	23.801	33.234	21.329	262.4								
18	<b>1'35.760</b>	20.165	23.597	30.553	21.445	262.4								
19	<b>1'39.303</b>	20.398	24.606	32.839	21.460	258.3								
<b>25th</b>	<b>64</b>	<b>Mario AJI</b>				Idemitsu Honda Team	INA							
		Runs=2	Total laps=14	Full laps=11	Valid laps=9									
1	2'05.363 *	31.940	26.758	34.286 *	22.187									
2	<b>1'36.507</b>	20.373	23.867	31.073	21.194	263.8								
3	<b>1'35.984</b>	20.302	23.759	30.833	21.090	<b>266.6</b>								
4	<b>1'35.459</b>	<b>20.125</b>	23.546	30.729	<b>21.059</b>	264.5								
<b>Fastest Lap:</b> Izan GUEVARA SPA BLU CRU Pramac Yamaha Moto2 <b>1'34.348</b> 20.032 23.243 30.097 20.976														

These data/results cannot be reproduced, stored and/or transmitted in whole or in part by any manner of electronic, mechanical, photocopying, recording, broadcasting or otherwise now known or herein after developed without the previous express consent by the copyright owner, except for reproduction in daily press and regular printed publications on sale to the public within 60 days of the event related to those data/results and always provided that copyright symbol appears together as follows below.

© MotoGP Sports Entertainment Group, 2026

Official MotoGP Timing by  TISSOT

www.motogp.com

Le Mans, Friday, May 8, 2026

Page 5 of 6



## Practice

## Moto2™

Lap	Lap Time	T1	T2	T3	T4	Speed	Lap	Lap Time	T1	T2	T3	T4	Speed
5	<b>1'40.043</b>	20.312	24.679	33.597	21.455	263.8	1	2'00.449	30.954	25.655	31.997	21.988	
6	<b>1'36.405</b>	20.357	23.706	30.976	21.366	261.7	2	<b>1'37.999</b>	20.785	24.201	31.364	21.649	263.1
7	<b>1'37.081</b>	20.342	23.788	31.474	21.477	259.0	3	<b>1'37.043</b>	20.765	24.043	30.834	21.401	262.4
8	<b>1'36.109</b>	20.298	23.819	30.699	21.293	261.7	4	<b>1'36.707</b>	20.613	23.741	30.793	21.560	263.8
9	<b>1'46.791</b>	20.601	31.336	32.239	22.615	260.3	5	<b>1'36.333</b>	20.449	23.787	30.773	21.324	263.1
10	1'40.214 P	20.481	23.795	31.127	24.811	262.4	6	1'36.472 P	20.387	23.988	30.806	21.291	263.8
11	12'55.778 *	29.476	24.178	31.247 *	21.535		7	8'10.011 *	31.015	24.734	32.382 *	22.098	
12	1'35.998 *	20.222	23.646	30.692 *	21.438	265.2		unfinished	20.458				261.0
13	1'40.257 *	20.207 *	24.404	34.232 *	21.414	265.2							
14	<b>1'35.405</b>	20.163	23.504	30.369	21.369	263.1							

**26th 98** Jose Antonio RUEDA Red Bull KTM Ajo SPA  
Runs=2 Total laps=19 Full laps=16 Valid laps=15

1	2'03.656	30.743	24.793	32.328	21.756	
2	<b>1'36.991</b>	20.430	23.819	31.210	21.532	268.0
3	<b>1'36.332</b>	20.346	23.877	30.690	21.419	263.8
4	<b>1'36.120</b>	20.314	23.782	30.711	21.313	263.1
5	<b>1'35.757</b>	20.207	23.653	30.617	21.280	263.1
6	<b>1'36.005</b>	20.272	23.661	30.563	21.509	260.3
7	<b>1'35.942</b>	20.253	23.656	30.726	21.307	262.4
8	<b>1'35.695</b>	20.256	23.599	30.553	21.287	263.1
9	<b>1'36.003</b>	20.156	23.810	30.491	21.546	263.1
10	1'38.031 P	20.314	24.025	31.117	22.575	262.4
11	11'21.424	30.595	24.422	30.916	21.291	
12	<b>1'35.625</b>	20.290	23.645	30.476	21.214	263.1
13	<b>1'35.515</b>	20.167	23.576	30.412	21.360	263.1
14	<b>1'44.320</b>	20.152	23.613	39.241	21.314	262.4
15	<b>1'35.475</b>	20.199	23.580	30.472	21.224	264.5
16	<b>1'35.534</b>	20.100	23.528	30.516	21.390	264.5
17	<b>1'35.480</b>	20.185	23.540	30.436	21.319	264.5
18	<b>1'35.406</b>	20.340	23.570	30.336	21.160	263.1
19	1'35.626 *	20.151	23.547	30.359	21.569 *	261.7

**27th 72** Taiyo FURUSATO Idemitsu Honda Team JPN  
Runs=2 Total laps=17 Full laps=14 Valid laps=9

1	2'04.553 *	30.367	24.595	32.026 *	21.708	
2	1'36.515 *	20.352	23.755	30.960	21.448 *	265.9
3	1'39.160 *	20.137 *	26.786	30.768	21.469	265.2
4	<b>1'35.977</b>	20.279	23.744	30.708	21.246	264.5
5	<b>1'35.940</b>	20.268	23.835	30.550	21.287	263.1
6	<b>1'35.447</b>	20.198	23.590	30.470	21.189	261.7
7	<b>1'36.305</b>	20.209	23.904	30.749	21.443	264.5
8	<b>1'36.864</b>	20.404	23.875	30.825	21.760	261.0
9	1'40.990 *	21.547 *	26.542	31.144 *	21.757	263.1
10	1'40.152 P	21.650 *	25.172	30.802	22.528	260.3
11	13'32.970 *	28.898	24.443	30.889 *	21.578	
12	<b>1'36.292</b>	20.389	23.862	30.708	21.333	261.0
13	<b>1'36.141</b>	20.329	23.897	30.708	21.207	260.3
14	<b>1'36.642</b>	20.217	23.901	30.599	21.925	261.0
15	1'44.320 *	21.943 *	26.562	34.239 *	21.576	260.3
16	<b>1'42.162</b>	20.578	24.438	35.187	21.959	261.0
17	1'37.104 *	20.526	23.944	30.733 *	21.901	259.6

**28th 32** Luca LUNETTA Folladore SpeedRS Tea ITA  
Runs=2 Total laps=7 Full laps=4 Valid laps=4

**Fastest Lap:** Izan GUEVARA SPA BLU CRU Pramac Yamaha Moto2 **1'34.348** 20.032 23.243 30.097 20.976

These data/results cannot be reproduced, stored and/or transmitted in whole or in part by any manner of electronic, mechanical, photocopying, recording, broadcasting or otherwise now known or herein after developed without the previous express consent by the copyright owner, except for reproduction in daily press and regular printed publications on sale to the public within 60 days of the event related to those data/results and always provided that copyright symbol appears together as follows below.

© MotoGP Sports Entertainment Group, 2026

Official MotoGP Timing by  TISSOT

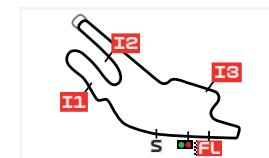
www.motogp.com

Le Mans, Friday, May 8, 2026

Page 6 of 6

# BEST PARTIAL TIMES

## MICHELIN GRAND PRIX OF FRANCE PRACTICE



Le Mans 4185 m.

*IT* Ideal Lap Time, sum of the best partial times

*BT* Best Lap Time

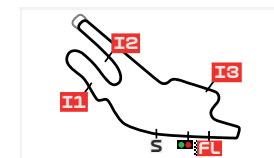
Pos	<i>T1</i>		<i>T2</i>		<i>T3</i>		<i>T4</i>		Pos	Rider	<i>IT</i>	<i>BT</i>	
	Rider	Time	Rider	Time	Rider	Time	Rider	Time					
1	B.BALTUS	19.832	B.BALTUS	23.190	C.VIETTI	30.009	S.AGIUS	20.841	1	B.BALTUS	1'34.025	1'34.351	(3)
2	<b>M.GONZALEZ</b>	<b>19.934</b>	<b>I.GUEVARA</b>	<b>23.243</b>	<b>I.ORTOLA</b>	<b>30.062</b>	<b>A.CANET</b>	<b>20.863</b>	2	I.ORTOLA	1'34.260	1'34.392	(4)
3	I.ORTOLA	19.937	C.VIETTI	23.287	M.GONZALEZ	30.084	A.LOPEZ	20.864	3	M.GONZALEZ	1'34.305	1'34.509	(8)
4	<b>T.ARBOLINO</b>	<b>19.938</b>	<b>D.HOLGADO</b>	<b>23.289</b>	<b>B.BALTUS</b>	<b>30.091</b>	<b>C.VEIJER</b>	<b>20.880</b>	4	C.VIETTI	1'34.308	1'34.350	(2)
5	A.LOPEZ	19.963	I.ORTOLA	23.314	I.GUEVARA	30.097	B.BALTUS	20.912	4	I.GUEVARA	1'34.308	1'34.348	(1)
6	<b>S.AGIUS</b>	<b>19.971</b>	<b>S.AGIUS</b>	<b>23.324</b>	<b>A.LOPEZ</b>	<b>30.151</b>	<b>M.GONZALEZ</b>	<b>20.917</b>	6	A.LOPEZ	1'34.321	1'34.436	(5)
7	D.HOLGADO	19.979	A.LOPEZ	23.343	D.HOLGADO	30.163	I.ORTOLA	20.947	7	S.AGIUS	1'34.339	1'34.533	(9)
8	<b>D.MUÑOZ</b>	<b>19.982</b>	<b>C.VEIJER</b>	<b>23.352</b>	<b>D.ALONSO</b>	<b>30.178</b>	<b>F.SALAC</b>	<b>20.948</b>	8	D.HOLGADO	1'34.422	1'34.452	(6)
9	C.VEIJER	19.986	Z.VD GOORBER	23.356	S.GARCIA	30.196	A.SASAKI	20.974	9	C.VEIJER	1'34.461	1'34.497	(7)
10	<b>A.SASAKI</b>	<b>19.987</b>	<b>M.GONZALEZ</b>	<b>23.370</b>	<b>S.AGIUS</b>	<b>30.203</b>	<b>I.GUEVARA</b>	<b>20.976</b>	10	F.SALAC	1'34.612	1'34.673	(11)
11	I.GUEVARA	19.992	A.SASAKI	23.385	F.SALAC	30.208	D.HOLGADO	20.991	11	A.SASAKI	1'34.636	1'34.636	(10)
12	<b>A.CANET</b>	<b>19.997</b>	<b>J.ROBERTS</b>	<b>23.415</b>	<b>C.VEIJER</b>	<b>30.243</b>	<b>D.MUÑOZ</b>	<b>20.994</b>	12	A.CANET	1'34.652	1'34.744	(12)
13	C.VIETTI	20.017	S.GARCIA	23.416	A.SASAKI	30.290	C.VIETTI	20.995	13	D.MUÑOZ	1'34.710	1'34.906	(15)
14	<b>A.ESCRIG</b>	<b>20.018</b>	<b>D.MUÑOZ</b>	<b>23.418</b>	<b>J.ROBERTS</b>	<b>30.313</b>	<b>Z.VD GOORBER</b>	<b>21.045</b>	14	S.GARCIA	1'34.747	1'34.870	(14)
15	Z.VD GOORBER	20.019	A.ESCRIG	23.432	D.MUÑOZ	30.316	J.ROBERTS	21.056	15	J.ROBERTS	1'34.805	1'34.934	(16)
16	<b>J.ROBERTS</b>	<b>20.021</b>	<b>D.ALONSO</b>	<b>23.432</b>	<b>J.RUEDA</b>	<b>30.336</b>	<b>M.AJI</b>	<b>21.059</b>	16	Z.VD GOORBERGH	1'34.807	1'34.807	(13)
17	F.SALAC	20.022	F.SALAC	23.434	A.CANET	30.351	M.RAMIREZ	21.095	17	D.ALONSO	1'34.913	1'35.012	(18)
18	<b>D.ÖNCÜ</b>	<b>20.022</b>	<b>M.RAMIREZ</b>	<b>23.439</b>	<b>T.ARBOLINO</b>	<b>30.354</b>	<b>D.ÖNCÜ</b>	<b>21.099</b>	18	A.ESCRIG	1'34.916	1'35.151	(19)
19	S.GARCIA	20.030	A.CANET	23.441	A.ESCRIG	30.358	S.GARCIA	21.105	19	T.ARBOLINO	1'34.920	1'34.958	(17)
20	<b>J.RUEDA</b>	<b>20.100</b>	<b>T.ARBOLINO</b>	<b>23.470</b>	<b>M.AJI</b>	<b>30.369</b>	<b>A.ESCRIG</b>	<b>21.108</b>	20	M.RAMIREZ	1'35.022	1'35.230	(21)
21	J.NAVARRO	20.103	A.HUERTAS	23.494	M.RAMIREZ	30.377	J.NAVARRO	21.115	21	M.AJI	1'35.057	1'35.405	(25)
22	<b>M.RAMIREZ</b>	<b>20.111</b>	<b>D.ÖNCÜ</b>	<b>23.504</b>	<b>Z.VD GOORBER</b>	<b>30.387</b>	<b>A.FERRANDEZ</b>	<b>21.120</b>	22	D.ÖNCÜ	1'35.105	1'35.162	(20)
23	A.HUERTAS	20.121	M.AJI	23.504	A.FERRANDEZ	30.450	D.ALONSO	21.143	23	J.RUEDA	1'35.124	1'35.406	(26)
24	<b>M.AJI</b>	<b>20.125</b>	<b>A.FERRANDEZ</b>	<b>23.506</b>	<b>T.FURUSATO</b>	<b>30.470</b>	<b>T.ARBOLINO</b>	<b>21.158</b>	24	A.FERRANDEZ	1'35.220	1'35.326	(23)
25	A.FERRANDEZ	20.144	J.RUEDA	23.528	D.ÖNCÜ	30.480	J.RUEDA	21.160	25	J.NAVARRO	1'35.244	1'35.322	(22)

These data/results cannot be reproduced, stored and/or transmitted in whole or in part by any manner of electronic, mechanical, photocopying, recording, broadcasting or otherwise now known or herein after developed without the previous express consent by the copyright owner, except for reproduction in daily press and regular printed publications on sale to the public within 60 days of the event related to those data/results and always provided that copyright symbol appears together as follows below.

© MotoGP Sports Entertainment Group, 2026

## BEST PARTIAL TIMES

### MICHELIN GRAND PRIX OF FRANCE PRACTICE



Le Mans

4185 m.

**IT** Ideal Lap Time, sum of the best partial times

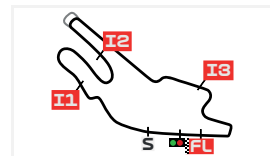
**BT** Best Lap Time

Pos	<b>T1</b>		<b>T2</b>		<b>T3</b>		<b>T4</b>		Pos	Rider	IT	BT	
	Rider	Time	Rider	Time	Rider	Time	Rider	Time					
<b>26</b>	<b>D.ALONSO</b>	<b>20.160</b>	<b>J.NAVARRO</b>	<b>23.541</b>	<b>A.HUERTAS</b>	<b>30.484</b>	<b>A.HUERTAS</b>	<b>21.174</b>	26	A.HUERTAS	1'35.273	1'35.384	(24)
27	T.FURUSATO	20.198	T.FURUSATO	23.590	J.NAVARRO	30.485	T.FURUSATO	21.189	27	T.FURUSATO	1'35.447	1'35.447	(27)
<b>28</b>	<b>L.LUNETTA</b>	<b>20.387</b>	<b>L.LUNETTA</b>	<b>23.741</b>	<b>L.LUNETTA</b>	<b>30.773</b>	<b>L.LUNETTA</b>	<b>21.324</b>	28	L.LUNETTA	1'36.225	1'36.333	(28)

These data/results cannot be reproduced, stored and/or transmitted in whole or in part by any manner of electronic, mechanical, photocopying, recording, broadcasting or otherwise now known or herein after developed without the previous express consent by the copyright owner, except for reproduction in daily press and regular printed publications on sale to the public within 60 days of the event related to those data/results and always provided that copyright symbol appears together as follows below.

© MotoGP Sports Entertainment Group, 2026

**FASTEST LAPS SEQUENCE**  
**MICHELIN GRAND PRIX OF FRANCE**  
**PRACTICE**




Le Mans 4185 m.

<i>Practice Time</i>	<i>#</i>	<i>Rider</i>	<i>Nation</i>	<i>Motorcycle</i>	<i>Time</i>	<i>Km/h</i>	<i>Rider's Lap</i>
<b>3'24.374</b>	17	<b>Daniel MUÑOZ</b>	SPA	KALEX	<b>1'35.442</b>	157.8	2
<b>3'38.712</b>	21	<b>Alonso LOPEZ</b>	SPA	KALEX	<b>1'35.252</b>	158.1	2
<b>3'51.461</b>	7	<b>Barry BALTUS</b>	BEL	KALEX	<b>1'35.057</b>	158.4	2
<b>3'59.799</b>	28	<b>Izan GUEVARA</b>	SPA	BOSCOSCURO	<b>1'34.348</b>	159.6	2

These data/results cannot be reproduced, stored and/or transmitted in whole or in part by any manner of electronic, mechanical, photocopying, recording, broadcasting or otherwise now known or herein after developed without the previous express consent by the copyright owner, except for reproduction in daily press and regular printed publications on sale to the public within 60 days of the event related to those data/results and always provided that copyright symbol appears together as follows below.

© MotoGP Sports Entertainment Group, 2026

Official MotoGP Timing by  TISSOT  
[www.motogp.com](http://www.motogp.com)

Le Mans, Friday, May 8, 2026