

Sachsenring

3671 m.

# CLASSIFICATION

## LIQUI MOLY GRAND PRIX OF GERMANY

### FREE PRACTICE NR. 2

#	Rider	Nation	Team	Motorcycle	Time	Lap Total	Gap	T. Speed
1	93 <b>Marc MARQUEZ</b>	SPA	Ducati Lenovo Team	DUCATI	<b>1'28.277</b>	13 14		<b>292.6</b>
2	12 <b>Maverick VIÑALES</b>	SPA	Red Bull KTM Tech3	KTM	<b>1'28.474</b>	11 12	0.197 0.197	<b>291.1</b>
3	37 <b>Pedro ACOSTA</b>	SPA	Red Bull KTM Factory Racing	KTM	<b>1'28.680</b>	10 12	0.403 0.206	<b>290.3</b>
4	43 <b>Jack MILLER</b>	AUS	Prima Pramac Yamaha MotoGP	YAMAHA	<b>1'29.089</b>	11 13	0.812 0.409	<b>288.0</b>
5	73 <b>Alex MARQUEZ</b>	SPA	BK8 Gresini Racing MotoGP	DUCATI	<b>1'29.173</b>	13 13	0.896 0.084	<b>289.5</b>
6	21 <b>Franco MORBIDELLI</b>	ITA	Pertamina Enduro VR46 Racing Team	DUCATI	<b>1'29.197</b>	11 13	0.920 0.024	<b>288.7</b>
7	33 <b>Brad BINDER</b>	RSA	Red Bull KTM Factory Racing	KTM	<b>1'29.216</b>	16 16	0.939 0.019	<b>289.5</b>
8	5 <b>Johann ZARCO</b>	FRA	CASTROL Honda LCR	HONDA	<b>1'29.264</b>	10 13	0.987 0.048	<b>283.4</b>
9	72 <b>Marco BEZZECCHI</b>	ITA	Aprilia Racing	APRILIA	<b>1'29.455</b>	12 15	1.178 0.191	<b>291.1</b>
10	10 <b>Luca MARINI</b>	ITA	Honda HRC Castrol	HONDA	<b>1'29.548</b>	12 13	1.271 0.093	<b>283.4</b>
11	54 <b>Fermin ALDEGUER</b>	SPA	BK8 Gresini Racing MotoGP	DUCATI	<b>1'29.591</b>	13 15	1.314 0.043	<b>288.0</b>
12	49 <b>Fabio DI GIANNANTONIO</b>	ITA	Pertamina Enduro VR46 Racing Team	DUCATI	<b>1'29.729</b>	12 13	1.452 0.138	<b>291.8</b>
13	63 <b>Francesco BAGNAIA</b>	ITA	Ducati Lenovo Team	DUCATI	<b>1'29.750</b>	13 14	1.473 0.021	<b>291.1</b>
14	20 <b>Fabio QUARTARARO</b>	FRA	Monster Energy Yamaha MotoGP Team	YAMAHA	<b>1'29.966</b>	12 15	1.689 0.216	<b>285.7</b>
15	36 <b>Joan MIR</b>	SPA	Honda HRC Castrol	HONDA	<b>1'30.009</b>	11 14	1.732 0.043	<b>288.0</b>
16	88 <b>Miguel OLIVEIRA</b>	POR	Prima Pramac Yamaha MotoGP	YAMAHA	<b>1'30.190</b>	12 14	1.913 0.181	<b>287.2</b>
17	42 <b>Alex RINS</b>	SPA	Monster Energy Yamaha MotoGP Team	YAMAHA	<b>1'30.301</b>	12 13	2.024 0.111	<b>288.0</b>
18	25 <b>Raul FERNANDEZ</b>	SPA	Trackhouse MotoGP Team	APRILIA	<b>1'30.538</b>	11 13	2.261 0.237	<b>288.7</b>
19	32 <b>Lorenzo SAVADORI</b>	ITA	Aprilia Racing	APRILIA	<b>1'30.929</b>	9 14	2.652 0.391	<b>278.3</b>
20	79 <b>Ai OGURA</b>	JPN	Trackhouse MotoGP Team	APRILIA	<b>1'31.702</b>	15 15	3.425 0.773	<b>279.7</b>

 Practice condition: **Wet**

Air: 15°

Humidity: 88%

Ground: 17°

<b>Fastest Lap:</b>	Lap: 13	<b>Marc MARQUEZ</b>	<b>1'28.277</b>	149.7 Km/h
<b>Best Race Lap:</b>	2024	<b>Jorge MARTIN</b>	<b>1'20.667</b>	163.8 Km/h
<b>All-Time Lap Record:</b>	2025	<b>Fabio DI GIANNANTONIO</b>	<b>1'19.071</b>	167.1 Km/h

The results are provisional until the end of the limit for protest and appeals.

Time limit for protest expires 60' after publication of the results - ..... Time: .....

**Marcel PUTSCHE**
**10:53**

These data/results cannot be reproduced, stored and/or transmitted in whole or in part by any manner of electronic, mechanical, photocopying, recording, broadcasting or otherwise now known or herein after developed without the previous express consent by the copyright owner, except for reproduction in daily press and regular printed publications on sale to the public within 60 days of the event related to those data/results and always provided that copyright symbol appears together as follows below.

© DORNA, 2025

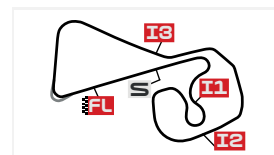
Official MotoGP Timing by

www.motogp.com

**Sachsenring, Saturday, July 12, 2025**

# TOP SPEED & AVERAGE

## LIQUI MOLY GRAND PRIX OF GERMANY FREE PRACTICE NR. 2



Sachsenring

3671 m.

#	Rider	Nation	Motorcycle	Top 5 speeds					Average	Top
93	Marc MARQUEZ	SPA	DUCATI	292.6	292.6	291.1	290.3	289.5	291.2	<b>292.6</b>
49	Fabio DI GIANNANTONIO	ITA	DUCATI	291.8	291.8	290.3	289.5	289.5	290.6	<b>291.8</b>
12	Maverick VIÑALES	SPA	KTM	291.1	290.3	290.3	289.5	288.0	289.8	<b>291.1</b>
63	Francesco BAGNAIA	ITA	DUCATI	291.1	289.5	288.7	288.0	286.4	288.7	<b>291.1</b>
72	Marco BEZZECCHI	ITA	APRILIA	291.1	291.1	290.3	289.5	289.5	290.2	<b>291.1</b>
37	Pedro ACOSTA	SPA	KTM	290.3	289.5	288.7	288.7	288.0	289.0	<b>290.3</b>
33	Brad BINDER	RSA	KTM	289.5	289.5	286.4	285.7	284.9	287.2	<b>289.5</b>
73	Alex MARQUEZ	SPA	DUCATI	289.5	289.5	289.5	288.0	285.7	288.4	<b>289.5</b>
21	Franco MORBIDELLI	ITA	DUCATI	288.7	286.4	285.7	284.9	284.9	286.1	<b>288.7</b>
25	Raul FERNANDEZ	SPA	APRILIA	288.7	288.7	288.0	287.2	286.4	287.8	<b>288.7</b>
36	Joan MIR	SPA	HONDA	288.0	287.2	287.2	284.9	282.7	286.0	<b>288.0</b>
42	Alex RINS	SPA	YAMAHA	288.0	286.4	284.9	284.2	284.2	285.5	<b>288.0</b>
43	Jack MILLER	AUS	YAMAHA	288.0	288.0	287.2	287.2	286.4	287.4	<b>288.0</b>
54	Fermin ALDEGUER	SPA	DUCATI	288.0	286.4	284.9	283.4	278.3	284.2	<b>288.0</b>
88	Miguel OLIVEIRA	POR	YAMAHA	287.2	287.2	285.7	285.7	284.2	285.7	<b>287.2</b>
20	Fabio QUARTARARO	FRA	YAMAHA	285.7	285.7	285.7	285.7	284.9	285.5	<b>285.7</b>
5	Johann ZARCO	FRA	HONDA	283.4	282.7	282.7	282.7	282.7	282.8	<b>283.4</b>
10	Luca MARINI	ITA	HONDA	283.4	282.7	281.9	274.8	273.4	279.2	<b>283.4</b>
79	Ai OGURA	JPN	APRILIA	279.7	276.9	275.5	273.4	270.0	275.1	<b>279.7</b>
32	Lorenzo SAVADORI	ITA	APRILIA	278.3	277.6	276.9	273.4	270.0	274.4	<b>278.3</b>

These data/results cannot be reproduced, stored and/or transmitted in whole or in part by any manner of electronic, mechanical, photocopying, recording, broadcasting or otherwise now known or herein after developed without the previous express consent by the copyright owner, except for reproduction in daily press and regular printed publications on sale to the public within 60 days of the event related to those data/results and always provided that copyright symbol appears together as follows below.

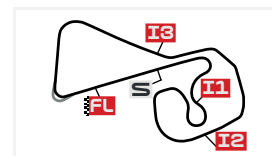
© DORNA, 2025

Official MotoGP Timing by [www.motogp.com](http://www.motogp.com)

Sachsenring, Saturday, July 12, 2025

# CHRONOLOGICAL ANALYSIS OF PERFORMANCES

## LIQUI MOLY GRAND PRIX OF GERMANY FREE PRACTICE NR. 2



Sachsenring

3671 m.

\* Lap / Sector time cancelled

P Crossing the finish line in pit lane

\*\* Tyre data subject to further updates

**T1** Time from finish line to 1st intermediate

**T2** Time from 1st intermed. to 2nd intermed.

**T3** Time from 2nd intermed. to 3rd intermed.

**T4** Time from 3rd intermediate to finish line

Lap	Lap Time	T1	T2	T3	T4	Speed	Lap	Lap Time	T1	T2	T3	T4	Speed
<b>1st</b>	<b>93</b>	<b>Marc MARQUEZ</b>		DUCATI		SPA							
		Ducati Lenovo Team											
		Runs=2	Total laps=14	Full laps=11	Valid laps=11								
Run #	1	Front Tyre	Wet-Medium	Rear Tyre	Wet-Soft		Run #	1	Front Tyre	Wet-Medium	Rear Tyre	Wet-Soft	
		New Tyre		New Tyre					New Tyre		New Tyre		
1	4'41.924	21.725	27.980	22.645	24.368		1	6'57.383	24.205	28.430	22.138	25.897	
2	<b>1'32.247</b>	20.725	26.790	21.585	23.147	276.2	2	<b>1'31.980</b>	20.384	26.410	21.312	23.874	266.0
3	<b>1'30.180</b>	19.760	26.110	21.247	23.063	288.0	3	<b>1'31.147</b>	20.121	26.058	21.612	23.356	274.8
4	<b>1'29.636</b>	19.586	26.086	20.990	22.974	289.5	4	<b>1'29.615</b>	19.572	25.712	20.946	23.385	288.0
5	<b>1'29.048</b>	19.601	25.649	20.834	22.964	292.6	5	<b>1'29.273</b>	19.692	25.523	20.753	23.305	285.7
6	<b>1'29.208</b>	19.683	25.771	20.699	23.055	284.2	6	<b>1'35.511</b>	21.788	27.396	21.835	24.492	288.7
7	<b>1'29.642</b>	19.592	25.658	21.068	23.324	291.1	7	1'31.715 P	19.710	25.672	21.014	25.319	287.2
8	<b>1'29.641</b>	19.686	26.045	20.783	23.127	284.2							
9	1'32.469 P	19.680	25.719	20.696	26.374	288.0							
Run #	2	Front Tyre	Wet-Medium	Rear Tyre	Wet-Soft		Run #	2	Front Tyre	Wet-Medium	Rear Tyre	Wet-Medium	
		9 Laps at start		9 Laps at start					7 Laps at start		New Tyre		
10	8'20.900	21.411	27.317	23.349	23.886		8	8'07.923	24.249	27.963	21.316	23.317	
11	<b>1'28.935</b>	19.609	25.569	20.778	22.979	284.9	9	<b>1'29.080</b>	19.593	25.731	20.863	22.893	288.7
12	<b>1'31.387</b>	20.859	26.161	21.193	23.174	290.3	10	<b>1'28.680</b>	19.608	25.596	20.653	22.823	287.2
13	<b>1'28.277</b>	19.348	25.361	20.638	22.930	292.6	11	<b>1'30.057</b>	19.905	26.245	21.020	22.887	290.3
14	<b>1'32.535</b>	19.697	25.569	23.293	23.976	284.9	12	<b>1'28.708</b>	19.549	25.487	20.754	22.918	289.5
<b>2nd</b>	<b>12</b>	<b>Maverick VIÑALES</b>		KTM		SPA							
		Red Bull KTM Tech3											
		Runs=2	Total laps=12	Full laps=8	Valid laps=8								
Run #	1	Front Tyre	Wet-Medium	Rear Tyre	Wet-Soft		Run #	1	Front Tyre	Wet-Medium	Rear Tyre	Wet-Soft	
		New Tyre		New Tyre					New Tyre		New Tyre		
1	7'07.126	21.078	27.300	22.465	24.296		1	2'10.127	21.303	27.580	22.700	24.047	
2	<b>1'31.003</b>	19.831	26.285	21.483	23.404	283.4	2	<b>1'31.682</b>	20.171	26.272	21.554	23.685	283.4
3	<b>1'30.099</b>	19.601	25.863	21.300	23.335	289.5	3	<b>1'31.027</b>	19.742	26.303	21.461	23.521	287.2
4	<b>1'30.084</b>	19.462	25.815	21.373	23.434	290.3	4	<b>1'30.265</b>	19.810	25.873	21.237	23.345	286.4
5	<b>1'37.630</b>	22.151	27.770	23.110	24.599	282.7	5	<b>1'29.975</b>	19.771	25.782	21.163	23.259	285.7
6	<b>1'30.036</b>	19.638	25.747	21.115	23.536	288.0	6	<b>1'39.166</b>	24.230	30.275	21.418	23.243	284.9
7	<b>1'38.751</b>	19.767	29.224	24.067	25.693	284.9	7	<b>1'29.844</b>	19.662	25.765	21.119	23.298	285.7
8	<b>1'30.336</b>	19.594	25.857	21.291	23.594	287.2	8	1'43.152 P	23.248	27.790	26.355	25.759	280.5
9	1'41.225 P	21.605	29.010	23.718	26.892	252.3							
Run #	2	Front Tyre	Wet-Medium	Rear Tyre	Wet-Medium		Run #	2	Front Tyre	Wet-Medium	Rear Tyre	Wet-Soft	
		9 Laps at start		New Tyre					8 Laps at start		8 Laps at start		
10	7'00.669	21.005	26.102	21.494	22.853		9	11'11.783	21.005	27.734	21.716	24.323	
11	<b>1'28.474</b>	19.403	25.542	20.572	22.957	290.3	10	<b>1'29.552</b>	19.785	25.563	21.094	23.110	283.4
12	1'42.621 P	20.150	28.969	23.702	29.800	291.1	11	<b>1'29.089</b>	19.566	25.580	20.945	22.998	288.0
							12	<b>1'29.746</b>	19.592	26.050	21.000	23.104	287.2
							13	<b>1'29.617</b>	19.590	25.652	21.037	23.338	288.0
<b>3rd</b>	<b>37</b>	<b>Pedro ACOSTA</b>		KTM		SPA							
		Red Bull KTM Factory Racing											
		Runs=2	Total laps=12	Full laps=9	Valid laps=9								
Run #	1	Front Tyre	Wet-Medium	Rear Tyre	Wet-Soft		Run #	1	Front Tyre	Wet-Medium	Rear Tyre	Wet-Soft	
		New Tyre		New Tyre					New Tyre		New Tyre		
1	6'57.383	24.205	28.430	22.138	25.897		1	6'57.383	24.205	28.430	22.138	25.897	
2	<b>1'31.980</b>	20.384	26.410	21.312	23.874	266.0	2	<b>1'31.980</b>	20.384	26.410	21.312	23.874	266.0
3	<b>1'31.147</b>	20.121	26.058	21.612	23.356	274.8	3	<b>1'31.147</b>	20.121	26.058	21.612	23.356	274.8
4	<b>1'29.615</b>	19.572	25.712	20.946	23.385	288.0	4	<b>1'29.615</b>	19.572	25.712	20.946	23.385	288.0
5	<b>1'29.273</b>	19.692	25.523	20.753	23.305	285.7	5	<b>1'29.273</b>	19.692	25.523	20.753	23.305	285.7
6	<b>1'35.511</b>	21.788	27.396	21.835	24.492	288.7	6	<b>1'35.511</b>	21.788	27.396	21.835	24.492	288.7
7	1'31.715 P	19.710	25.672	21.014	25.319	287.2	7	1'31.715 P	19.710	25.672	21.014	25.319	287.2
Run #	2	Front Tyre	Wet-Medium	Rear Tyre	Wet-Medium		Run #	2	Front Tyre	Wet-Medium	Rear Tyre	Wet-Medium	
		7 Laps at start		New Tyre					7 Laps at start		New Tyre		
8	8'07.923	24.249	27.963	21.316	23.317		8	8'07.923	24.249	27.963	21.316	23.317	
9	<b>1'29.080</b>	19.593	25.731	20.863	22.893	288.7	9	<b>1'29.080</b>	19.593	25.731	20.863	22.893	288.7
10	<b>1'28.680</b>	19.608	25.596	20.653	22.823	287.2	10	<b>1'28.680</b>	19.608	25.596	20.653	22.823	287.2
11	<b>1'30.057</b>	19.905	26.245	21.020	22.887	290.3	11	<b>1'30.057</b>	19.905	26.245	21.020	22.887	290.3
12	<b>1'28.708</b>	19.549	25.487	20.754	22.918	289.5	12	<b>1'28.708</b>	19.549	25.487	20.754	22.918	289.5
<b>4th</b>	<b>43</b>	<b>Jack MILLER</b>		YAMAHA		AUS							
		Prima Pramac Yamaha MotoGP											
		Runs=2	Total laps=13	Full laps=10	Valid laps=10								
Run #	1	Front Tyre	Wet-Medium	Rear Tyre	Wet-Soft		Run #	1	Front Tyre	Wet-Medium	Rear Tyre	Wet-Soft	
		New Tyre		New Tyre					New Tyre		New Tyre		
1	2'10.127	21.303	27.580	22.700	24.047		1	2'10.127	21.303	27.580	22.700	24.047	
2	<b>1'31.682</b>	20.171	26.272	21.554	23.685	283.4	2	<b>1'31.682</b>	20.171	26.272	21.554	23.685	283.4
3	<b>1'31.027</b>	19.742	26.303	21.461	23.521	287.2	3	<b>1'31.027</b>	19.742	26.303	21.461	23.521	287.2
4	<b>1'30.265</b>	19.810	25.873	21.237	23.345	286.4	4	<b>1'30.265</b>	19.810	25.873	21.237	23.345	286.4
5	<b>1'29.975</b>	19.771	25.782	21.163	23.259	285.7	5	<b>1'29.975</b>	19.771	25.782	21.163	23.259	285.7
6	<b>1'39.166</b>	24.230	30.275	21.418	23.243	284.9	6	<b>1'39.166</b>	24.230	30.275	21.418	23.243	284.9
7	<b>1'29.844</b>	19.662	25.765	21.119	23.298	285.7	7	<b>1'29.844</b>	19.662	25.765	21.119	23.298	285.7
8	1'43.152 P	23.248	27.790	26.355	25.759	280.5	8	1'43.152 P	23.248	27.790	26.355	25.759	280.5
Run #	2	Front Tyre	Wet-Medium	Rear Tyre	Wet-Soft		Run #	2	Front Tyre	Wet-Medium	Rear Tyre	Wet-Soft	
		8 Laps at start		8 Laps at start					8 Laps at start		8 Laps at start		
9	11'11.783	21.005	27.734	21.716	24.323		9	11'11.783	21.005	27.734	21.716	24.323	
10	<b>1'29.552</b>	19.785	25.563	21.094	23.110	283.4	10	<b>1'29.552</b>	19.785	25.563	21.094	23.110	283.4
11	<b>1'29.089</b>	19.566	25.580	20.945	22.998	288.0	11	<b>1'29.089</b>	19.566	25.580	20.945	22.998	288.0
12	<b>1'29.746</b>	19.592	26.050	21.000	23.104	287.2	12	<b>1'29.746</b>	19.592	26.050	21.000	23.104	287.2
13	<b>1'29.617</b>	19.590	25.652	21.037	23.338	288.0	13	<b>1'29.617</b>	19.590	25.652	21.037	23.338	288.0

<b>Fastest Lap:</b>	Marc MARQUEZ	SPA	Ducati Lenovo Team	<b>1'28.277</b>	19.348	25.361	20.638	22.930
---------------------	--------------	-----	--------------------	-----------------	--------	--------	--------	--------

These data/results cannot be reproduced, stored and/or transmitted in whole or in part by any manner of electronic, mechanical, photocopying, recording, broadcasting or otherwise now known or herein after developed without the previous express consent by the copyright owner, except for reproduction in daily press and regular printed publications on sale to the public within 60 days of the event related to those data/results and always provided that copyright symbol appears together as follows below.

© DORNA, 2025

Official MotoGP Timing by

www.motogp.com

Sachsenring, Saturday, July 12, 2025

# Free Practice Nr. 2

MotoGP™

Lap	Lap Time	T1	T2	T3	T4	Speed
<b>5th</b>	<b>73</b>	<b>Alex MARQUEZ</b>		DUCATI		SPA
		BK8 Gresini Racing MotoGP				
		Runs=2	Total laps=13	Full laps=10	Valid laps=10	
Run #	1	Front Tyre	Wet-Medium	Rear Tyre	Wet-Soft	
		New Tyre		New Tyre		
1	6'41.534	24.827	29.261	23.716	27.760	
2	<b>1'35.076</b>	22.162	27.020	21.932	23.962	263.4
3	<b>1'31.189</b>	20.239	26.161	21.466	23.323	271.3
4	<b>1'30.298</b>	20.016	25.836	21.130	23.316	274.8
5	<b>1'30.296</b>	20.002	25.892	21.106	23.296	276.9
6	<b>1'30.093</b>	19.931	25.913	21.117	23.132	283.4
7	<b>1'34.954</b>	21.357	27.757	22.080	23.760	289.5
8	<b>1'30.322</b>	19.954	26.010	21.034	23.324	289.5
9	1'34.831 P	20.957	27.253	22.038	24.583	280.5

Run #	2	Front Tyre	Wet-Medium	Rear Tyre	Wet-Soft	
		9 Laps at start		9 Laps at start		
10	7'14.468	21.648	26.937	21.857	23.639	
11	<b>1'30.106</b>	19.907	25.840	21.169	23.190	285.7
12	<b>1'29.397</b>	19.755	25.650	20.931	23.061	289.5
13	<b>1'29.173</b>	19.753	25.594	20.855	22.971	288.0

<b>6th</b>	<b>21</b>	<b>Franco MORBIDELLI</b>		DUCATI		ITA
		Pertamina Enduro VR46 Racing Team				
		Runs=2	Total laps=13	Full laps=9	Valid laps=9	
Run #	1	Front Tyre	Wet-Medium	Rear Tyre	Wet-Soft	
		New Tyre		New Tyre		
1	2'03.576	23.701	28.991	23.451	24.727	
2	<b>1'33.664</b>	20.770	27.017	21.975	23.902	272.0
3	<b>1'32.011</b>	20.322	26.631	21.546	23.512	283.4
4	<b>1'30.719</b>	19.940	26.038	21.291	23.450	286.4
5	<b>1'39.695</b>	25.863	28.371	22.018	23.443	274.1
6	<b>1'29.672</b>	19.791	25.686	20.962	23.233	284.9
7	<b>1'39.558</b>	23.202	30.631	22.267	23.458	276.9
8	<b>1'29.202</b>	19.608	25.462	20.802	23.330	285.7
9	1'38.472 P	23.035	28.173	21.963	25.301	281.9

Run #	2	Front Tyre	Wet-Medium	Rear Tyre	Wet-Soft	
		9 Laps at start		9 Laps at start		
10	8'56.780	21.845	26.938	22.071	23.395	
11	<b>1'29.197</b>	19.599	25.506	20.953	23.139	284.9
12	<b>1'29.342</b>	19.544	25.635	21.019	23.144	288.7
13	1'35.603 P	22.684	27.506	21.209	24.204	284.2

<b>7th</b>	<b>33</b>	<b>Brad BINDER</b>		KTM		RSA
		Red Bull KTM Factory Racing				
		Runs=2	Total laps=16	Full laps=13	Valid laps=13	
Run #	1	Front Tyre	Wet-Medium	Rear Tyre	Wet-Soft	
		New Tyre		New Tyre		
1	2'04.745	23.756	28.908	23.406	25.235	
2	<b>1'33.793</b>	20.590	27.148	21.786	24.269	276.2
3	<b>1'31.307</b>	20.130	26.309	21.410	23.458	280.5
4	<b>1'30.681</b>	19.910	26.134	21.347	23.290	276.9
5	<b>1'30.543</b>	19.861	26.082	21.190	23.410	285.7
6	<b>1'30.255</b>	19.830	26.014	21.243	23.168	286.4
7	<b>1'30.475</b>	20.022	25.974	21.192	23.287	279.7
8	<b>1'30.407</b>	19.821	26.008	21.203	23.375	282.7
9	1'40.518 P	23.414	29.175	21.389	26.540	279.0

Lap	Lap Time	T1	T2	T3	T4	Speed
<b>Run #</b>	<b>2</b>	<b>Front Tyre</b>	<b>Wet-Medium</b>	<b>Rear Tyre</b>	<b>Wet-Medium</b>	<b>New Tyre</b>
		9 Laps at start				
10	6'41.970	24.314	28.280	23.018	24.147	
11	<b>1'32.280</b>	20.523	26.603	21.862	23.292	281.9
12	<b>1'30.322</b>	20.122	25.887	21.204	23.109	278.3
13	<b>1'29.464</b>	19.736	25.850	20.862	23.016	284.9
14	<b>1'29.450</b>	19.681	25.729	20.926	23.114	284.2
15	<b>1'29.721</b>	19.651	25.829	21.129	23.112	289.5
16	<b>1'29.216</b>	19.581	25.572	20.954	23.109	289.5

<b>8th</b>	<b>5</b>	<b>Johann ZARCO</b>		HONDA		FRA
		CASTROL Honda LCR				
		Runs=2	Total laps=13	Full laps=9	Valid laps=9	
Run #	1	Front Tyre	Wet-Medium	Rear Tyre	Wet-Soft	
		New Tyre		New Tyre		
1	6'21.297	21.426	27.994	22.809	24.356	
2	<b>1'33.363</b>	20.939	26.916	21.671	23.837	268.6
3	<b>1'31.363</b>	20.144	26.343	21.362	23.514	281.2
4	<b>1'30.714</b>	19.892	26.091	21.249	23.482	283.4
5	<b>1'29.776</b>	19.903	25.860	20.882	23.131	282.7
6	<b>1'29.556</b>	19.758	25.662	20.966	23.170	282.7
7	1'36.262 P	19.905	26.159	23.765	26.433	278.3

Run #	2	Front Tyre	Wet-Medium	Rear Tyre	Wet-Soft	
		7 Laps at start		7 Laps at start		
8	7'05.637	21.513	26.759	21.571	23.729	
9	<b>1'30.322</b>	20.147	25.900	21.029	23.246	267.3
10	<b>1'29.264</b>	19.660	25.541	20.856	23.207	282.7
11	<b>1'29.580</b>	19.695	25.667	20.992	23.226	277.6
12	<b>1'29.333</b>	19.593	25.617	20.880	23.243	282.7
13	1'36.557 P	20.214	27.167	23.649	25.527	282.7

<b>9th</b>	<b>72</b>	<b>Marco BEZZECCHI</b>		APRILIA		ITA
		Aprilia Racing				
		Runs=2	Total laps=15	Full laps=12	Valid laps=12	
Run #	1	Front Tyre	Wet-Medium	Rear Tyre	Wet-Soft	
		New Tyre		New Tyre		
1	2'00.692	22.862	28.169	22.931	24.349	
2	<b>1'33.305</b>	20.504	26.696	22.155	23.950	286.4
3	<b>1'31.946</b>	19.980	26.644	21.790	23.532	291.1
4	<b>1'31.779</b>	19.978	26.450	21.884	23.467	283.4
5	<b>1'30.546</b>	19.534	26.034	21.597	23.381	291.1
6	<b>1'30.415</b>	19.744	25.952	21.490	23.229	288.7
7	<b>1'30.019</b>	19.705	25.658	21.279	23.377	288.7
8	1'36.518 P	23.693	26.243	21.837	24.745	279.0

Run #	2	Front Tyre	Wet-Medium	Rear Tyre	Wet-Soft	
		8 Laps at start		8 Laps at start		
9	9'40.724	21.503	26.607	22.008	23.780	
10	<b>1'30.127</b>	19.828	25.629	21.303	23.367	284.2
11	<b>1'29.763</b>	19.563	25.659	21.270	23.271	289.5
12	<b>1'29.455</b>	19.498	25.660	21.233	23.064	289.5
13	<b>1'29.475</b>	19.458	25.656	21.165	23.196	290.3
14	<b>1'29.958</b>	19.645	25.655	21.240	23.418	288.7
15	<b>1'29.557</b>	19.598	25.626	21.178	23.155	289.5

<b>Fastest Lap:</b>	Marc MARQUEZ	SPA	Ducati Lenovo Team	<b>1'28.277</b>	19.348	25.361	20.638	22.930
---------------------	--------------	-----	--------------------	-----------------	--------	--------	--------	--------

These data/results cannot be reproduced, stored and/or transmitted in whole or in part by any manner of electronic, mechanical, photocopying, recording, broadcasting or otherwise now known or herein after developed without the previous express consent by the copyright owner, except for reproduction in daily press and regular printed publications on sale to the public within 60 days of the event related to those data/results and always provided that copyright symbol appears together as follows below.

© DORNA, 2025

Official MotoGP Timing by TISSOT

www.motogp.com

Sachsenring, Saturday, July 12, 2025



# Free Practice Nr. 2

MotoGP™

Lap	Lap Time	T1	T2	T3	T4	Speed
<b>10th</b>	<b>10</b>	<b>Luca MARINI</b>		HONDA		ITA
		Honda HRC Castrol				
		Runs=2	Total laps=13	Full laps=9	Valid laps=9	
Run #	1	Front Tyre	Wet-Medium	Rear Tyre	Wet-Soft	
		New Tyre		New Tyre		
1	2'14.438	21.805	28.843	23.832	24.929	
2	<b>1'35.566</b>	20.926	27.330	22.599	24.711 267.3	
3	<b>1'34.006</b>	20.756	27.110	22.149	23.991 265.3	
4	<b>1'32.795</b>	20.362	26.497	21.791	24.145 272.0	
5	<b>1'32.366</b>	20.263	26.454	21.841	23.808 271.3	
6	<b>1'31.578</b>	20.106	26.166	21.635	23.671 <b>283.4</b>	
7	<b>1'30.509</b>	19.913	25.787	21.238	23.571 274.8	
8	1'40.795 P	21.888	28.472	23.689	26.746 263.4	
Run #	2	Front Tyre	Wet-Medium	Rear Tyre	Wet-Soft	
		8 Laps at start		8 Laps at start		
9	9'26.400	20.508	26.571	21.776	23.571	
10	<b>1'30.398</b>	20.071	25.809	21.199	23.319 272.7	
11	<b>1'29.640</b>	19.760	<b>25.507</b>	<b>21.024</b>	23.349 281.9	
12	<b>1'29.548</b>	<b>19.678</b>	25.564	21.032	<b>23.274</b> 282.7	
13	1'45.961 P	24.606	28.091	23.615	29.649 273.4	

<b>11th</b>	<b>54</b>	<b>Fermin ALDEGUER</b>		DUCATI		SPA
		BK8 Gresini Racing MotoGP				
		Runs=2	Total laps=15	Full laps=11	Valid laps=11	
Run #	1	Front Tyre	Wet-Medium	Rear Tyre	Wet-Soft	
		New Tyre		New Tyre		
1	2'06.157	24.879	29.830	23.073	24.455	
2	<b>1'34.384</b>	20.863	27.555	21.905	24.061 271.3	
3	<b>1'32.941</b>	20.369	27.205	21.608	23.759 273.4	
4	<b>1'32.028</b>	20.312	26.390	21.403	23.923 272.0	
5	<b>1'31.673</b>	20.198	26.411	21.470	23.594 267.3	
6	<b>1'31.098</b>	20.207	26.251	21.132	23.508 266.6	
7	1'40.155 P	22.264	28.816	21.724	27.351 266.0	
Run #	2	Front Tyre	Wet-Medium	Rear Tyre	Wet-Soft	
		7 Laps at start		7 Laps at start		
8	8'55.716	24.871	28.961	22.078	23.989	
9	<b>1'31.579</b>	20.325	26.475	21.368	23.411 277.6	
10	<b>1'30.483</b>	20.070	26.193	21.069	<b>23.151</b> 274.8	
11	<b>1'30.007</b>	19.908	26.013	20.929	23.157 284.9	
12	<b>1'29.740</b>	19.810	25.903	<b>20.828</b>	23.199 286.4	
13	<b>1'29.591</b>	<b>19.691</b>	<b>25.840</b>	20.838	23.222 <b>288.0</b>	
14	<b>1'35.309</b>	19.786	30.169	21.401	23.953 283.4	
15	1'36.346 P	19.920	25.996	24.545	25.885 278.3	

<b>12th</b>	<b>49</b>	<b>Fabio DI GIANNANTONIO</b>		DUCATI		ITA
		Pertamina Enduro VR46 Racing Team				
		Runs=2	Total laps=13	Full laps=10	Valid laps=10	
Run #	1	Front Tyre	Wet-Medium	Rear Tyre	Wet-Soft	
		New Tyre		New Tyre		
1	2'13.575	22.757	28.154	23.380	24.431	
2	<b>1'33.546</b>	20.499	27.231	22.025	23.791 272.0	
3	<b>1'33.389</b>	20.291	27.305	21.997	23.796 280.5	
4	<b>1'31.964</b>	20.069	26.692	21.526	23.677 282.7	
5	<b>1'31.733</b>	19.978	26.541	21.736	23.478 285.7	
6	<b>1'30.999</b>	19.741	26.360	21.469	23.429 290.3	
7	<b>1'30.718</b>	19.726	26.268	21.297	23.427 <b>291.8</b>	

Lap	Lap Time	T1	T2	T3	T4	Speed
8	1'38.743 P	24.476	26.313	21.492	26.462	283.4
Run #	2	Front Tyre	Wet-Medium	Rear Tyre	Wet-Soft	
		8 Laps at start		8 Laps at start		
9	11'00.764	21.201	27.111	21.721	23.667	
10	<b>1'30.286</b>	19.655	26.051	21.265	23.315 289.5	
11	<b>1'33.915</b>	19.670	26.058	21.460	26.727 289.5	
12	<b>1'29.729</b>	19.552	<b>25.855</b>	<b>21.092</b>	<b>23.230</b> 288.7	
13	<b>1'29.827</b>	<b>19.490</b>	25.863	21.188	23.286 291.8	

<b>13th</b>	<b>63</b>	<b>Francesco BAGNAIA</b>		DUCATI		ITA
		Ducati Lenovo Team				
		Runs=2	Total laps=14	Full laps=11	Valid laps=11	
Run #	1	Front Tyre	Wet-Medium	Rear Tyre	Wet-Soft	
		New Tyre		New Tyre		
1	2'08.540	21.848	28.759	23.247	24.245	
2	<b>1'33.102</b>	20.526	26.896	21.910	23.770 270.6	
3	<b>1'32.079</b>	20.212	26.693	21.606	23.568 278.3	
4	<b>1'31.628</b>	20.182	26.406	21.410	23.630 279.0	
5	<b>1'30.986</b>	19.863	26.271	21.425	23.427 286.4	
6	<b>1'30.491</b>	19.739	26.076	21.377	23.299 284.9	
7	<b>1'30.403</b>	19.678	25.999	21.236	23.490 288.0	
8	1'32.975 P	21.174	26.116	21.150	24.535 275.5	
Run #	2	Front Tyre	Wet-Medium	Rear Tyre	Wet-Soft	
		8 Laps at start		8 Laps at start		
9	10'04.595	21.523	26.745	21.745	23.778	
10	<b>1'30.647</b>	19.925	26.135	21.192	23.395 281.2	
11	<b>1'29.921</b>	<b>19.572</b>	25.852	21.098	23.399 289.5	
12	<b>1'30.971</b>	20.014	26.294	21.250	23.413 281.2	
13	<b>1'29.750</b>	19.583	<b>25.726</b>	21.157	<b>23.284</b> <b>291.1</b>	
14	<b>1'30.266</b>	19.634	25.959	<b>21.033</b>	23.640 288.7	

<b>14th</b>	<b>20</b>	<b>Fabio QUARTARARO</b>		YAMAHA		FRA
		Monster Energy Yamaha MotoGP Team				
		Runs=2	Total laps=15	Full laps=12	Valid laps=12	
Run #	1	Front Tyre	Wet-Medium	Rear Tyre	Wet-Soft	
		New Tyre		New Tyre		
1	2'50.723	22.118	28.375	22.166	23.994	
2	<b>1'31.879</b>	20.380	26.524	21.573	23.402 281.2	
3	<b>1'30.653</b>	19.856	26.191	21.284	<b>23.322</b> 284.9	
4	<b>1'32.163</b>	19.825	25.980	22.311	24.047 283.4	
5	<b>1'30.381</b>	19.787	26.026	21.117	23.451 <b>285.7</b>	
6	<b>1'34.287</b>	21.168	27.429	22.091	23.599 285.7	
7	<b>1'30.449</b>	19.854	25.977	21.027	23.591 284.2	
8	<b>1'33.474</b>	21.737	26.428	21.221	24.088 262.7	
9	<b>1'30.370</b>	19.849	26.016	<b>20.948</b>	23.557 283.4	
10	1'35.189 P	21.190	27.421	21.314	25.264 265.3	
Run #	2	Front Tyre	Wet-Medium	Rear Tyre	Wet-Soft	
		10 Laps at start		10 Laps at start		
11	8'35.388	21.002	27.238	21.996	23.754	
12	<b>1'29.966</b>	19.786	25.801	21.020	23.359 285.7	
13	<b>1'30.096</b>	19.736	25.816	20.996	23.548 284.2	
14	<b>1'34.334</b>	20.734	27.154	21.560	24.886 281.2	
15	<b>1'30.061</b>	<b>19.678</b>	<b>25.746</b>	21.023	23.614 285.7	

<b>Fastest Lap:</b>	Marc MARQUEZ	SPA	Ducati Lenovo Team	<b>1'28.277</b>	19.348	25.361	20.638	22.930
---------------------	--------------	-----	--------------------	-----------------	--------	--------	--------	--------

These data/results cannot be reproduced, stored and/or transmitted in whole or in part by any manner of electronic, mechanical, photocopying, recording, broadcasting or otherwise now known or herein after developed without the previous express consent by the copyright owner, except for reproduction in daily press and regular printed publications on sale to the public within 60 days of the event related to those data/results and always provided that copyright symbol appears together as follows below.

© DORNA, 2025

Official MotoGP Timing by TISSOT

www.motogp.com

Sachsenring, Saturday, July 12, 2025



# Free Practice Nr. 2

MotoGP™

Lap	Lap Time	T1	T2	T3	T4	Speed
<b>15th</b>	<b>36</b>	<b>Joan MIR</b>		HONDA		SPA
		Honda HRC Castrol				
		Runs=2	Total laps=14	Full laps=10	Valid laps=10	
Run #	1	Front Tyre	Wet-Medium	Rear Tyre	Wet-Soft	
		New Tyre		New Tyre		
1	2'25.139	22.298	28.622	23.101	24.458	
2	<b>1'35.604</b>	21.011	27.753	22.629	24.211	257.7
3	<b>1'33.968</b>	20.697	27.075	22.335	23.861	268.6
4	<b>1'32.934</b>	20.233	26.793	21.754	24.154	278.3
5	<b>1'31.502</b>	20.055	26.294	21.663	23.490	273.4
6	1'40.928 P	19.864	26.025	29.180	25.859	279.7
Run #	2	Front Tyre	Wet-Medium	Rear Tyre	Wet-Soft	
		6 Laps at start		6 Laps at start		
7	10'06.410	24.091	30.770	22.301	23.489	
8	<b>1'30.779</b>	19.941	26.001	21.382	23.455	278.3
9	<b>1'30.630</b>	19.861	25.953	21.464	23.352	280.5
10	<b>1'30.491</b>	19.793	25.914	21.523	23.261	282.7
11	<b>1'30.009</b>	19.648	25.679	21.356	23.326	284.9
12	<b>1'30.361</b>	19.733	25.861	21.380	23.387	287.2
13	<b>1'30.115</b>	19.661	25.759	21.296	23.399	288.0
14	1'35.154 P	22.515	26.236	21.544	24.859	287.2

<b>16th</b>	<b>88</b>	<b>Miguel OLIVEIRA</b>		YAMAHA		POR
		Prima Pramac Yamaha MotoGP				
		Runs=2	Total laps=14	Full laps=11	Valid laps=11	
Run #	1	Front Tyre	Wet-Medium	Rear Tyre	Wet-Soft	
		New Tyre		New Tyre		
1	1'55.640	22.788	28.800	23.909	25.555	
2	<b>1'36.255</b>	21.473	27.908	22.539	24.335	259.6
3	<b>1'33.413</b>	20.646	27.061	21.893	23.813	273.4
4	<b>1'32.381</b>	20.249	26.721	21.866	23.545	280.5
5	<b>1'31.502</b>	20.144	26.398	21.461	23.499	279.0
6	<b>1'31.226</b>	20.001	26.433	21.364	23.428	284.2
7	1'36.575 P	22.661	27.315	21.893	24.706	278.3
Run #	2	Front Tyre	Wet-Medium	Rear Tyre	Wet-Soft	
		7 Laps at start		7 Laps at start		
8	9'59.886	21.386	26.934	21.786	23.526	
9	<b>1'30.853</b>	19.988	26.033	21.426	23.406	285.7
10	<b>1'31.433</b>	20.147	26.248	21.501	23.537	281.2
11	<b>1'31.016</b>	19.926	25.995	21.328	23.767	284.2
12	<b>1'30.190</b>	19.830	25.943	21.078	23.339	287.2
13	<b>1'31.677</b>	20.009	26.094	21.264	24.310	285.7
14	<b>1'30.196</b>	19.890	25.802	21.140	23.364	287.2

<b>17th</b>	<b>42</b>	<b>Alex RINS</b>		YAMAHA		SPA
		Monster Energy Yamaha MotoGP Team				
		Runs=2	Total laps=13	Full laps=9	Valid laps=9	
Run #	1	Front Tyre	Wet-Medium	Rear Tyre	Wet-Soft	
		New Tyre		New Tyre		
1	2'00.259	23.915	28.778	22.762	24.280	
2	<b>1'33.960</b>	20.717	27.511	21.806	23.926	272.7
3	<b>1'32.433</b>	20.396	26.811	21.592	23.634	273.4
4	<b>1'32.025</b>	20.146	26.656	21.514	23.709	273.4
5	<b>1'31.357</b>	19.983	26.479	21.391	23.504	281.9
6	<b>1'32.643</b>	20.243	27.317	21.519	23.564	284.9
7	<b>1'31.195</b>	19.939	26.411	21.357	23.488	286.4

Lap	Lap Time	T1	T2	T3	T4	Speed
8	1'37.220 P	21.337	27.246	21.776	26.861	282.7
Run #	2	Front Tyre	Wet-Medium	Rear Tyre	Wet-Soft	
		8 Laps at start		8 Laps at start		
9	5'55.519	22.080	27.508	22.132	23.673	
10	<b>1'32.041</b>	20.182	26.810	21.651	23.398	284.2
11	<b>1'31.074</b>	19.969	26.316	21.478	23.311	284.2
12	<b>1'30.301</b>	19.676	26.198	21.330	23.097	288.0
13	1'36.393 P	22.215	27.503	21.894	24.781	279.0

<b>18th</b>	<b>25</b>	<b>Raul FERNANDEZ</b>		APRILIA		SPA
		Trackhouse MotoGP Team				
		Runs=2	Total laps=13	Full laps=9	Valid laps=9	
Run #	1	Front Tyre	Wet-Medium	Rear Tyre	Wet-Soft	
		New Tyre		New Tyre		
1	2'39.072	21.581	27.318	22.220	24.369	
2	<b>1'32.853</b>	20.518	26.771	21.649	23.915	276.2
3	<b>1'32.824</b>	20.278	26.786	21.972	23.788	284.2
4	<b>1'31.241</b>	19.991	26.242	21.452	23.556	288.0
5	<b>1'32.075</b>	20.034	26.495	21.723	23.823	288.7
6	<b>1'32.312</b>	20.371	26.434	21.770	23.737	271.3
7	<b>1'31.888</b>	20.063	26.355	21.598	23.872	285.7
8	1'35.637 P	21.464	26.520	21.863	25.790	286.4
Run #	2	Front Tyre	Wet-Medium	Rear Tyre	Wet-Soft	
		8 Laps at start		8 Laps at start		
9	9'13.470	22.488	26.467	21.777	23.642	
10	<b>1'30.894</b>	19.927	25.945	21.418	23.604	281.2
11	<b>1'30.538</b>	19.821	25.873	21.329	23.515	285.7
12	<b>1'35.997</b>	24.508	26.475	21.469	23.545	288.7
13	1'31.649 P	19.902	25.982	21.373	24.392	287.2

<b>19th</b>	<b>32</b>	<b>Lorenzo SAVADORI</b>		APRILIA		ITA
		Aprilia Racing				
		Runs=2	Total laps=14	Full laps=10	Valid laps=10	
Run #	1	Front Tyre	Wet-Medium	Rear Tyre	Wet-Soft	
		New Tyre		New Tyre		
1	2'15.051	26.396	28.660	23.340	25.062	
2	<b>1'34.761</b>	21.171	26.918	22.296	24.376	257.7
3	<b>1'33.694</b>	20.565	26.879	22.113	24.137	270.0
4	<b>1'32.596</b>	20.498	26.503	21.732	23.863	270.0
5	<b>1'33.932</b>	20.274	26.631	22.078	24.949	278.3
6	<b>1'32.077</b>	20.375	26.378	21.510	23.814	265.3
7	<b>1'33.066</b>	20.407	26.584	22.029	24.046	267.3
8	<b>1'41.150</b>	25.590	27.588	23.101	24.871	250.5
9	<b>1'30.929</b>	20.104	26.004	21.225	23.596	277.6
10	1'39.713 P	21.634	28.855	23.301	25.923	273.4
Run #	2	Front Tyre	Wet-Medium	Rear Tyre	Wet-Soft	
		10 Laps at start		10 Laps at start		
11	8'38.335	24.705	43.898	22.876	27.329	
12	<b>1'32.758</b>	20.779	26.766	21.735	23.478	255.3
13	<b>1'31.202</b>	20.209	25.867	21.448	23.678	276.9
14	1'37.311 P	21.675	27.736	22.286	25.614	264.0

<b>Fastest Lap:</b>	Marc MARQUEZ	SPA	Ducati Lenovo Team	<b>1'28.277</b>	19.348	25.361	20.638	22.930
---------------------	--------------	-----	--------------------	-----------------	--------	--------	--------	--------

These data/results cannot be reproduced, stored and/or transmitted in whole or in part by any manner of electronic, mechanical, photocopying, recording, broadcasting or otherwise now known or herein after developed without the previous express consent by the copyright owner, except for reproduction in daily press and regular printed publications on sale to the public within 60 days of the event related to those data/results and always provided that copyright symbol appears together as follows below.

© DORNA, 2025

Official MotoGP Timing by TISSOT

www.motogp.com

Sachsenring, Saturday, July 12, 2025

Page 4 of 5





## Free Practice Nr. 2

MotoGP™

Lap	Lap Time	T1	T2	T3	T4	Speed	Lap	Lap Time	T1	T2	T3	T4	Speed
<b>20th</b>	<b>79</b>	<b>Ai OGURA</b>		APRILIA		JPN							
		Trackhouse MotoGP Team											
		Runs=2	Total laps=15	Full laps=12	Valid laps=12								
Run #	1	Front Tyre	Wet-Medium New Tyre	Rear Tyre	Wet-Soft New Tyre								
1	2'24.432	24.207	30.886	24.720	26.180								
2	<b>1'38.548</b>	22.190	28.636	22.956	24.766	257.1							
3	<b>1'35.726</b>	21.039	27.770	22.556	24.361	260.2							
4	<b>1'34.511</b>	20.899	27.341	22.154	24.117	258.9							
5	<b>1'34.096</b>	20.675	27.059	22.174	24.188	267.3							
6	<b>1'33.913</b>	20.570	26.876	22.419	24.048	268.6							
7	<b>1'32.989</b>	20.488	26.761	21.807	23.933	266.0							
8	<b>1'33.222</b>	20.709	26.754	21.729	24.030	266.0							
9	<b>1'32.810</b>	20.346	26.654	21.812	23.998	275.5							
10	1'43.942 P	21.733	28.378	23.293	30.538	270.0							
Run #	2	Front Tyre	Wet-Medium 10 Laps at start	Rear Tyre	Wet-Soft 10 Laps at start								
11	7'36.409	24.667	35.077	25.825	25.794								
12	<b>1'34.245</b>	21.229	27.257	21.844	23.915	264.0							
13	<b>1'32.837</b>	20.475	26.801	21.641	23.920	276.9							
14	<b>1'32.248</b>	20.389	26.496	21.541	23.822	273.4							
15	<b>1'31.702</b>	20.249	26.334	21.443	23.676	279.7							

<b>Fastest Lap:</b>	Marc MARQUEZ	SPA	Ducati Lenovo Team	<b>1'28.277</b>	19.348	25.361	20.638	22.930
---------------------	--------------	-----	--------------------	-----------------	--------	--------	--------	--------

These data/results cannot be reproduced, stored and/or transmitted in whole or in part by any manner of electronic, mechanical, photocopying, recording, broadcasting or otherwise now known or herein after developed without the previous express consent by the copyright owner, except for reproduction in daily press and regular printed publications on sale to the public within 60 days of the event related to those data/results and always provided that copyright symbol appears together as follows below.

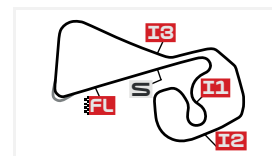
© DORNA, 2025

Official MotoGP Timing by  TISSOT

www.motogp.com

Sachsenring, Saturday, July 12, 2025

Page 5 of 5



Sachsenring

3671 m.

# COMBINED PRACTICE TIMES

## LIQUI MOLY GRAND PRIX OF GERMANY

### FREE PRACTICE NR. 2

#	Rider	Nation	Team	Motorcycle	FP1	FP2	Gap
1	93 M.MARQUEZ	SPA	Ducati Lenovo Team	DUCATI	<b>1'20.372</b>	7 1'28.277 13	
2	43 J.MILLER	AUS	Prima Pramac Yamaha MotoGP	YAMAHA	<b>1'20.481</b>	20 1'29.089 11	0.109 0.109
3	72 M.BEZZECCHI	ITA	Aprilia Racing	APRILIA	<b>1'20.687</b>	22 1'29.455 12	0.315 0.206
4	5 J.ZARCO	FRA	CASTROL Honda LCR	HONDA	<b>1'20.880</b>	13 1'29.264 10	0.508 0.193
5	12 M.VIÑALES	SPA	Red Bull KTM Tech3	KTM	<b>1'20.947</b>	17 1'28.474 11	0.575 0.067
6	49 F.DI GIANNANTON	ITA	Pertamina Enduro VR46 Racing Team	DUCATI	<b>1'20.982</b>	12 1'29.729 12	0.610 0.035
7	36 J.MIR	SPA	Honda HRC Castrol	HONDA	<b>1'21.014</b>	20 1'30.009 11	0.642 0.032
8	20 F.QUARTARARO	FRA	Monster Energy Yamaha MotoGP Team	YAMAHA	<b>1'21.016</b>	6 1'29.966 12	0.644 0.002
9	63 F.BAGNAIA	ITA	Ducati Lenovo Team	DUCATI	<b>1'21.072</b>	7 1'29.750 13	0.700 0.056
10	88 M.OLIVEIRA	POR	Prima Pramac Yamaha MotoGP	YAMAHA	<b>1'21.090</b>	19 1'30.190 12	0.718 0.018
11	33 B.BINDER	RSA	Red Bull KTM Factory Racing	KTM	<b>1'21.219</b>	5 1'29.216 16	0.847 0.129
12	54 F.ALDEGUER	SPA	BK8 Gresini Racing MotoGP	DUCATI	<b>1'21.244</b>	18 1'29.591 13	0.872 0.025
13	37 P.ACOSTA	SPA	Red Bull KTM Factory Racing	KTM	<b>1'21.253</b>	7 1'28.680 10	0.881 0.009
14	73 A.MARQUEZ	SPA	BK8 Gresini Racing MotoGP	DUCATI	<b>1'21.276</b>	13 1'29.173 13	0.904 0.023
15	25 R.FERNANDEZ	SPA	Trackhouse MotoGP Team	APRILIA	<b>1'21.364</b>	6 1'30.538 11	0.992 0.088
16	21 F.MORBIDELLI	ITA	Pertamina Enduro VR46 Racing Team	DUCATI	<b>1'21.373</b>	7 1'29.197 11	1.001 0.009
17	10 L.MARINI	ITA	Honda HRC Castrol	HONDA	<b>1'21.411</b>	6 1'29.548 12	1.039 0.038
18	42 A.RINS	SPA	Monster Energy Yamaha MotoGP Team	YAMAHA	<b>1'21.478</b>	17 1'30.301 12	1.106 0.067
19	79 A.OGURA	JPN	Trackhouse MotoGP Team	APRILIA	<b>1'21.894</b>	22 1'31.702 15	1.522 0.416
20	32 L.SAVADORI	ITA	Aprilia Racing	APRILIA	<b>1'22.739</b>	20 1'30.929 9	2.367 0.845

<b>Pole Position Record:</b>	2024	<b>Jorge MARTIN</b>	<b>1'19.423</b>	166.3 Km/h
<b>Best Race Lap:</b>	2024	<b>Jorge MARTIN</b>	<b>1'20.667</b>	163.8 Km/h
<b>All Time Lap Record:</b>	2025	<b>Fabio DI GIANNANTONIO</b>	<b>1'19.071</b>	167.1 Km/h

The results are provisional until the end of the limit for protest and appeals.

 Time limit for protest expires 60' after publication of the results - ..... **Marcel PUTSCHE** ..... Time: ..... **10:53** .....

These data/results cannot be reproduced, stored and/or transmitted in whole or in part by any manner of electronic, mechanical, photocopying, recording, broadcasting or otherwise now known or herein after developed without the previous express consent by the copyright owner, except for reproduction in daily press and regular printed publications on sale to the public within 60 days of the event related to those data/results and always provided that copyright symbol appears together as follows below.

© DORNA, 2025

Official MotoGP Timing by

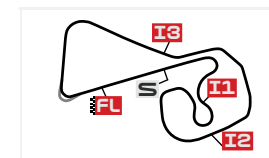
www.motogp.com

Sachsenring, Saturday, July 12, 2025



## BEST PARTIAL TIMES

### LIQUI MOLY GRAND PRIX OF GERMANY FREE PRACTICE NR. 2



Sachsenring

3671 m.

*IT* Ideal Lap Time, sum of the best partial times

*BT* Best Lap Time

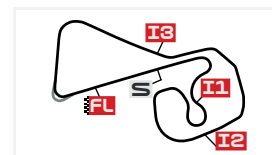
Pos	T1		T2		T3		T4		Pos	Rider	IT	BT	
	Rider	Time	Rider	Time	Rider	Time	Rider	Time					
1	M.MARQUEZ	19.348	M.MARQUEZ	25.361	M.VIÑALES	20.572	P.ACOSTA	22.823	1	M.MARQUEZ	1'28.277	1'28.277	(1)
2	<b>M.VIÑALES</b>	<b>19.403</b>	<b>F.MORBIDELLI</b>	<b>25.462</b>	<b>M.MARQUEZ</b>	<b>20.638</b>	<b>M.VIÑALES</b>	<b>22.853</b>	2	M.VIÑALES	1'28.370	1'28.474	(2)
3	M.BEZZECCHI	19.458	P.ACOSTA	25.487	P.ACOSTA	20.653	M.MARQUEZ	22.930	3	P.ACOSTA	1'28.512	1'28.680	(3)
4	<b>F.DI GIANNANT</b>	<b>19.490</b>	<b>L.MARINI</b>	<b>25.507</b>	<b>F.MORBIDELLI</b>	<b>20.802</b>	<b>A.MARQUEZ</b>	<b>22.971</b>	4	F.MORBIDELLI	1'28.947	1'29.197	(6)
5	F.MORBIDELLI	19.544	J.ZARCO	25.541	F.ALDEGUER	20.828	J.MILLER	22.998	5	B.BINDER	1'29.031	1'29.216	(7)
6	<b>P.ACOSTA</b>	<b>19.549</b>	<b>M.VIÑALES</b>	<b>25.542</b>	<b>A.MARQUEZ</b>	<b>20.855</b>	<b>B.BINDER</b>	<b>23.016</b>	6	J.MILLER	1'29.072	1'29.089	(4)
7	J.MILLER	19.566	J.MILLER	25.563	J.ZARCO	20.856	M.BEZZECCHI	23.064	7	J.ZARCO	1'29.121	1'29.264	(8)
8	<b>F.BAGNAIA</b>	<b>19.572</b>	<b>B.BINDER</b>	<b>25.572</b>	<b>B.BINDER</b>	<b>20.862</b>	<b>A.RINS</b>	<b>23.097</b>	8	A.MARQUEZ	1'29.173	1'29.173	(5)
9	B.BINDER	19.581	A.MARQUEZ	25.594	J.MILLER	20.945	J.ZARCO	23.131	9	M.BEZZECCHI	1'29.313	1'29.455	(9)
10	<b>J.ZARCO</b>	<b>19.593</b>	<b>M.BEZZECCHI</b>	<b>25.626</b>	<b>F.QUARTARARO</b>	<b>20.948</b>	<b>F.MORBIDELLI</b>	<b>23.139</b>	10	L.MARINI	1'29.483	1'29.548	(10)
11	J.MIR	19.648	J.MIR	25.679	L.MARINI	21.024	F.ALDEGUER	23.151	11	F.ALDEGUER	1'29.510	1'29.591	(11)
12	<b>A.RINS</b>	<b>19.676</b>	<b>F.BAGNAIA</b>	<b>25.726</b>	<b>F.BAGNAIA</b>	<b>21.033</b>	<b>F.DI GIANNANT</b>	<b>23.230</b>	12	F.BAGNAIA	1'29.615	1'29.750	(13)
13	L.MARINI	19.678	F.QUARTARARO	25.746	M.OLIVEIRA	21.078	J.MIR	23.261	13	F.DI GIANNANTONI	1'29.667	1'29.729	(12)
14	<b>F.QUARTARARO</b>	<b>19.678</b>	<b>M.OLIVEIRA</b>	<b>25.802</b>	<b>F.DI GIANNANT</b>	<b>21.092</b>	<b>L.MARINI</b>	<b>23.274</b>	14	F.QUARTARARO	1'29.694	1'29.966	(14)
15	F.ALDEGUER	19.691	F.ALDEGUER	25.840	M.BEZZECCHI	21.165	F.BAGNAIA	23.284	15	J.MIR	1'29.884	1'30.009	(15)
16	<b>A.MARQUEZ</b>	<b>19.753</b>	<b>F.DI GIANNANT</b>	<b>25.855</b>	<b>L.SAVADORI</b>	<b>21.225</b>	<b>F.QUARTARARO</b>	<b>23.322</b>	16	M.OLIVEIRA	1'30.049	1'30.190	(16)
17	R.FERNANDEZ	19.821	L.SAVADORI	25.867	J.MIR	21.296	M.OLIVEIRA	23.339	17	A.RINS	1'30.301	1'30.301	(17)
18	<b>M.OLIVEIRA</b>	<b>19.830</b>	<b>R.FERNANDEZ</b>	<b>25.873</b>	<b>R.FERNANDEZ</b>	<b>21.329</b>	<b>L.SAVADORI</b>	<b>23.478</b>	18	R.FERNANDEZ	1'30.538	1'30.538	(18)
19	L.SAVADORI	20.104	A.RINS	26.198	A.RINS	21.330	R.FERNANDEZ	23.515	19	L.SAVADORI	1'30.674	1'30.929	(19)
20	<b>A.OGURA</b>	<b>20.249</b>	<b>A.OGURA</b>	<b>26.334</b>	<b>A.OGURA</b>	<b>21.443</b>	<b>A.OGURA</b>	<b>23.676</b>	20	A.OGURA	1'31.702	1'31.702	(20)

These data/results cannot be reproduced, stored and/or transmitted in whole or in part by any manner of electronic, mechanical, photocopying, recording, broadcasting or otherwise now known or herein after developed without the previous express consent by the copyright owner, except for reproduction in daily press and regular printed publications on sale to the public within 60 days of the event related to those data/results and always provided that copyright symbol appears together as follows below.

© DORNA, 2025

## FASTEST LAPS SEQUENCE

### LIQUI MOLY GRAND PRIX OF GERMANY FREE PRACTICE NR. 2



Sachsenring

3671 m.

Practice Time	#	Rider	Nation	Motorcycle	Time	Km/h	Rider's Lap
<b>3'31.895</b>	88	<b>Miguel OLIVEIRA</b>	POR	YAMAHA	<b>1'36.255</b>	137.2	2
<b>3'33.997</b>	72	<b>Marco BEZZECCHI</b>	ITA	APRILIA	<b>1'33.305</b>	141.6	2
<b>3'41.642</b>	63	<b>Francesco BAGNAIA</b>	ITA	DUCATI	<b>1'33.102</b>	141.9	2
<b>3'41.809</b>	43	<b>Jack MILLER</b>	AUS	YAMAHA	<b>1'31.682</b>	144.1	2
<b>5'09.845</b>	33	<b>Brad BINDER</b>	RSA	KTM	<b>1'31.307</b>	144.7	3
<b>5'12.836</b>	43	<b>Jack MILLER</b>	AUS	YAMAHA	<b>1'31.027</b>	145.1	3
<b>5'53.255</b>	20	<b>Fabio QUARTARARO</b>	FRA	YAMAHA	<b>1'30.653</b>	145.7	3
<b>6'43.101</b>	43	<b>Jack MILLER</b>	AUS	YAMAHA	<b>1'30.265</b>	146.4	4
<b>7'44.351</b>	93	<b>Marc MARQUEZ</b>	SPA	DUCATI	<b>1'30.180</b>	146.5	3
<b>8'13.076</b>	43	<b>Jack MILLER</b>	AUS	YAMAHA	<b>1'29.975</b>	146.8	5
<b>9'13.987</b>	93	<b>Marc MARQUEZ</b>	SPA	DUCATI	<b>1'29.636</b>	147.4	4
<b>10'43.035</b>	93	<b>Marc MARQUEZ</b>	SPA	DUCATI	<b>1'29.048</b>	148.4	5
<b>26'33.830</b>	93	<b>Marc MARQUEZ</b>	SPA	DUCATI	<b>1'28.935</b>	148.5	11
<b>27'12.307</b>	37	<b>Pedro ACOSTA</b>	SPA	KTM	<b>1'28.680</b>	149.0	10
<b>28'05.433</b>	12	<b>Maverick VIÑALES</b>	SPA	KTM	<b>1'28.474</b>	149.3	11
<b>29'33.494</b>	93	<b>Marc MARQUEZ</b>	SPA	DUCATI	<b>1'28.277</b>	149.7	13

These data/results cannot be reproduced, stored and/or transmitted in whole or in part by any manner of electronic, mechanical, photocopying, recording, broadcasting or otherwise now known or herein after developed without the previous express consent by the copyright owner, except for reproduction in daily press and regular printed publications on sale to the public within 60 days of the event related to those data/results and always provided that copyright symbol appears together as follows below.

© DORNA, 2025

Official MotoGP Timing by [www.motogp.com](http://www.motogp.com)

Sachsenring, Saturday, July 12, 2025