


4185 m.

SHARK GRAND PRIX DE FRANCE

Practice Nr. 3

Classification

10

| |  | Rider | Nation | Team | Motorcycle | Time | Lap Total | Gap | Top Speed |
|---------------------------------|---|----------------------------|--------|--------------------------------|------------|-----------------|-----------|-------------|--------------|
| 1 | 35 | Somkiat CHANTRA | THA | IDEMITSU Honda Team Asia | KALEX | 1'39.171 | 6 6 | | 262.4 |
| 2 | 14 | Tony ARBOLINO | ITA | Elf Marc VDS Racing Team | KALEX | 1'39.755 | 12 13 | 0.584 0.584 | 264.5 |
| 3 | 4 | Sean Dylan KELLY | USA | American Racing | KALEX | 1'40.388 | 13 13 | 1.217 0.633 | 258.3 |
| 4 | 12 | Filip SALAC | CZE | QJMOTOR Gresini Moto2 | KALEX | 1'40.610 | 10 10 | 1.439 0.222 | 260.3 |
| 5 | 40 | Aron CANET | SPA | Pons Wegow Los40 | KALEX | 1'41.279 | 4 6 | 2.108 0.669 | 257.6 |
| 6 | 3 | Lukas TULOVIC | GER | Liqui Moly Husqvarna Intact GP | KALEX | 1'41.365 | 13 13 | 2.194 0.086 | 261.0 |
| 7 | 16 | Joe ROBERTS | USA | Italtrans Racing Team | KALEX | 1'41.414 | 8 8 | 2.243 0.049 | 255.6 |
| 8 | 52 | Jeremy ALCOBA | SPA | QJMOTOR Gresini Moto2 | KALEX | 1'41.591 | 10 10 | 2.420 0.177 | 257.0 |
| 9 | 22 | Sam LOWES | GBR | Elf Marc VDS Racing Team | KALEX | 1'41.770 | 5 7 | 2.599 0.179 | 261.7 |
| 10 | 84 | Zonta VD GOORBERGH | NED | Fieten Olie Racing GP | KALEX | 1'41.777 | 14 14 | 2.606 0.007 | 256.3 |
| 11 | 24 | Marcos RAMIREZ | SPA | Forward Team | FORWARD | 1'41.887 | 6 8 | 2.716 0.110 | 259.0 |
| 12 | 79 | Ai OGURA | JPN | IDEMITSU Honda Team Asia | KALEX | 1'42.659 | 7 7 | 3.488 0.772 | 258.3 |
| 13 | 13 | Celestino VIETTI | ITA | Fantic Racing | KALEX | 1'43.014 | 12 12 | 3.843 0.355 | 263.1 |
| 14 | 37 | Pedro ACOSTA | SPA | Red Bull KTM Ajo | KALEX | 1'43.505 | 16 16 | 4.334 0.491 | 262.4 |
| 15 | 33 | Rory SKINNER | GBR | American Racing | KALEX | 1'44.085 | 11 11 | 4.914 0.580 | 257.0 |
| 16 | 21 | Alonso LOPEZ | SPA | Lightech SpeedUp | BOSCOSCURO | 1'44.114 | 10 12 | 4.943 0.029 | 254.3 |
| Not qualified (Out 105%) | | | | | | 1'44.129 | | | |
| | 7 | Barry BALTUS | BEL | Fieten Olie Racing GP | KALEX | 1'44.236 | 10 12 | 5.065 0.122 | 257.0 |
| | 75 | Albert ARENAS | SPA | Red Bull KTM Ajo | KALEX | 1'44.922 | 14 15 | 5.751 0.686 | 256.3 |
| | 54 | Fermin ALDEGUER | SPA | Lightech SpeedUp | BOSCOSCURO | 1'45.164 | 13 15 | 5.993 0.242 | 257.6 |
| | 72 | Borja GOMEZ | SPA | Fantic Racing | KALEX | 1'45.465 | 12 12 | 6.294 0.301 | 258.3 |
| | 18 | Manuel GONZALEZ | SPA | Correos Prepago Yamaha VR46 M | KALEX | 1'45.749 | 11 11 | 6.578 0.284 | 258.3 |
| | 11 | Sergio GARCIA | SPA | Pons Wegow Los40 | KALEX | 1'46.126 | 8 9 | 6.955 0.377 | 255.6 |
| | 28 | Izan GUEVARA | SPA | Inde GASGAS Aspar M2 | KALEX | 1'46.238 | 14 14 | 7.067 0.112 | 258.3 |
| | 64 | Bo BENDSNEYDER | NED | Pertamina Mandalika SAG Team | KALEX | 1'46.501 | 10 12 | 7.330 0.263 | 251.8 |
| | 71 | Dennis FOGGIA | ITA | Italtrans Racing Team | KALEX | 1'46.787 | 13 14 | 7.616 0.286 | 257.6 |
| | 19 | Lorenzo DALLA PORTA | ITA | Pertamina Mandalika SAG Team | KALEX | 1'46.977 | 12 12 | 7.806 0.190 | 260.3 |
| | 17 | Alex ESCRIG | SPA | Forward Team | FORWARD | 1'46.994 | 11 12 | 7.823 0.017 | 257.0 |
| | 8 | Senna AGIUS | AUS | Liqui Moly Husqvarna Intact GP | KALEX | 1'47.139 | 10 11 | 7.968 0.145 | 255.0 |
| Not classified | | | | | | | | | |
| | 96 | Jake DIXON | GBR | Inde GASGAS Aspar M2 | KALEX | | | | |

Practice condition: **Wet-Dry**

Air: 15°

Humidity: 75%

Ground: 16°

| | | | | |
|-----------------------------|--------|--------------------------|-----------------|------------|
| Fastest Lap: | Lap: 6 | Somkiat CHANTRA | 1'39.171 | 151.9 Km/h |
| Best Race Lap: | 2022 | Augusto FERNANDEZ | 1'36.276 | 156.4 Km/h |
| All Time Lap Record: | 2022 | Pedro ACOSTA | 1'35.803 | 157.2 Km/h |

The results are provisional until the end of the limit for protest and appeals.

Time limit for protest expires 30' after publication of the results - Time:

These data/results cannot be reproduced, stored and/or transmitted in whole or in part by any manner of electronic, mechanical, photocopying, recording, broadcasting or otherwise now known or herein after developed without the previous express consent by the copyright owner, except for reproduction in daily press and regular printed publications on sale to the public within 60 days of the event related to those data/results and always provided that copyright symbol appears together as follows below.

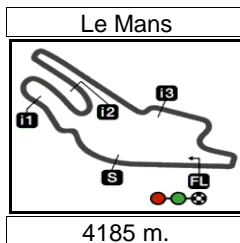
© DORNA, 2023

Official MotoGP Timing by TISSOT
www.motogp.com

Le Mans, Saturday, May 13, 2023

moto2™





Results and timing service provided by TISSOT

Moto2™

SHARK GRAND PRIX DE FRANCE

Practice Nr. 3

Combined Practice Times

11

| Rider | Nation | Team | MOTORCYCLE | P1 | P2 | P3 | Gap |
|----------------------------|--------|--------------------------------|------------|--------------------|--------------------|-------------|-------------|
| 1 22 S.LOWES | GBR | Elf Marc VDS Racing Team | KALEX | 1'37.592 6 | 1'36.178 19 | 1'41.770 5 | |
| 2 37 P.ACOSTA | SPA | Red Bull KTM Ajo | KALEX | 1'36.757 14 | 1'36.183 18 | 1'43.505 16 | 0.005 0.005 |
| 3 21 A.LOPEZ | SPA | Lightech SpeedUp | BOSCOSCURO | 1'36.707 20 | 1'36.271 18 | 1'44.114 10 | 0.093 0.088 |
| 4 12 F.SALAC | CZE | QJMOTOR Gresini Moto2 | KALEX | 1'36.658 16 | 1'36.477 16 | 1'40.610 10 | 0.299 0.206 |
| 5 13 C.VIETTI | ITA | Fantic Racing | KALEX | 1'36.914 21 | 1'36.491 17 | 1'43.014 12 | 0.313 0.014 |
| 6 96 J.DIXON | GBR | Inde GASGAS Aspar M2 | KALEX | 1'37.128 17 | 1'36.514 13 | | 0.336 0.023 |
| 7 14 T.ARBOLINO | ITA | Elf Marc VDS Racing Team | KALEX | 1'37.020 20 | 1'36.637 19 | 1'39.755 12 | 0.459 0.123 |
| 8 35 S.CHANTRA | THA | IDEMITSU Honda Team Asia | KALEX | 1'37.204 24 | 1'36.650 12 | 1'39.171 6 | 0.472 0.013 |
| 9 75 A.ARENAS | SPA | Red Bull KTM Ajo | KALEX | 1'37.199 18 | 1'36.844 15 | 1'44.922 14 | 0.666 0.194 |
| 10 18 M.GONZALEZ | SPA | Correos Prepago Yamaha VR46 Ma | KALEX | 1'36.989 16 | 1'36.929 21 | 1'45.749 11 | 0.751 0.085 |
| 11 79 A.OGURA | JPN | IDEMITSU Honda Team Asia | KALEX | 1'37.466 18 | 1'36.934 16 | 1'42.659 7 | 0.756 0.005 |
| 12 11 S.GARCIA | SPA | Pons Wegow Los40 | KALEX | 1'37.138 17 | 1'36.951 16 | 1'46.126 8 | 0.773 0.017 |
| 13 40 A.CANET | SPA | Pons Wegow Los40 | KALEX | 1'36.975 11 | 1'37.136 6 | 1'41.279 4 | 0.797 0.024 |
| 14 16 J.ROBERTS | USA | Italtrans Racing Team | KALEX | 1'37.870 18 | 1'37.001 15 | 1'41.414 8 | 0.823 0.026 |
| 15 71 D.FOGGIA | ITA | Italtrans Racing Team | KALEX | 1'37.404 20 | 1'37.050 18 | 1'46.787 13 | 0.872 0.049 |
| 16 54 F.ALDEGUER | SPA | Lightech SpeedUp | BOSCOSCURO | 1'37.097 20 | 1'37.248 9 | 1'45.164 13 | 0.919 0.047 |
| 17 7 B.BALTUS | BEL | Fieten Olie Racing GP | KALEX | 1'38.557 7 | 1'37.107 20 | 1'44.236 10 | 0.929 0.010 |
| 18 24 M.RAMIREZ | SPA | Forward Team | FORWARD | 1'37.763 16 | 1'37.111 16 | 1'41.887 6 | 0.933 0.004 |
| 19 3 L.TULOVIC | GER | Liqui Moly Husqvarna Intact GP | KALEX | 1'37.689 16 | 1'37.181 11 | 1'41.365 13 | 1.003 0.070 |
| 20 4 S.KELLY | USA | American Racing | KALEX | 1'38.565 6 | 1'37.194 19 | 1'40.388 13 | 1.016 0.013 |
| 21 52 J.ALCOBA | SPA | QJMOTOR Gresini Moto2 | KALEX | 1'38.006 17 | 1'37.258 14 | 1'41.591 10 | 1.080 0.064 |
| 22 64 B.BENDSNEYDE | NED | Pertamina Mandalika SAG Team | KALEX | 1'37.713 19 | 1'37.294 15 | 1'46.501 10 | 1.116 0.036 |
| 23 28 I.GUEVARA | SPA | Inde GASGAS Aspar M2 | KALEX | 1'38.760 19 | 1'37.485 19 | 1'46.238 14 | 1.307 0.191 |
| 24 84 Z.VD GOORBERG | NED | Fieten Olie Racing GP | KALEX | 1'38.217 16 | 1'37.511 19 | 1'41.777 14 | 1.333 0.026 |
| 25 19 L.DALLA PORTA | ITA | Pertamina Mandalika SAG Team | KALEX | 1'37.612 16 | 1'37.593 12 | 1'46.977 12 | 1.415 0.082 |
| 26 8 S.AGIUS | AUS | Liqui Moly Husqvarna Intact GP | KALEX | 1'38.288 18 | 1'38.007 13 | 1'47.139 10 | 1.829 0.414 |
| 27 72 B.GOMEZ | SPA | Fantic Racing | KALEX | 1'39.159 12 | 1'38.580 13 | 1'45.465 12 | 2.402 0.573 |
| 28 33 R.SKINNER | GBR | American Racing | KALEX | 1'40.328 8 | 1'38.722 4 | 1'44.085 11 | 2.544 0.142 |
| 29 17 A.ESCRIG | SPA | Forward Team | FORWARD | 1'40.353 15 | 1'39.575 5 | 1'46.994 11 | 3.397 0.853 |

| | | | | |
|------------------------------|------|--------------------------|-----------------|------------|
| Pole Position Record: | 2022 | Pedro ACOSTA | 1'35.803 | 157.2 Km/h |
| Best Race Lap: | 2022 | Augusto FERNANDEZ | 1'36.276 | 156.4 Km/h |
| All Time Lap Record: | 2022 | Pedro ACOSTA | 1'35.803 | 157.2 Km/h |

The results are provisional until the end of the limit for protest and appeals.

Time limit for protest expires 60' after publication of the results - Time:

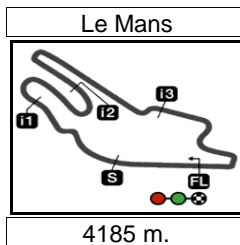
These data/results cannot be reproduced, stored and/or transmitted in whole or in part by any manner of electronic, mechanical, photocopying, recording, broadcasting or otherwise now known or herein after developed without the previous express consent by the copyright owner, except for reproduction in daily press and regular printed publications on sale to the public within 60 days of the event related to those data/results and always provided that copyright symbol appears together as follows below.

© DORNA, 2023

Official MotoGP Timing by TISSOT
www.motogp.com

Le Mans, Saturday, May 13, 2023





Results and timing service provided by **TISSOT**

Moto2™

SHARK GRAND PRIX DE FRANCE

Practice Nr. 3

Top Speed & Average

12



| Rider | Nation | Motorcycle | Top 5 speeds | | | | | Average | Top |
|------------------------|--------|------------|--------------|-------|-------|-------|-------|---------|-------|
| 14 Tony ARBOLINO | ITA | KALEX | 264.5 | 260.3 | 257.6 | 257.0 | 257.0 | 259.3 | 264.5 |
| 13 Celestino VIETTI | ITA | KALEX | 260.3 | 259.0 | 259.0 | 259.0 | 258.3 | 259.0 | 263.1 |
| 35 Somkiat CHANTRA | THA | KALEX | 262.4 | 261.0 | 259.0 | 256.3 | 255.6 | 258.9 | 262.4 |
| 37 Pedro ACOSTA | SPA | KALEX | 262.4 | 261.7 | 261.7 | 260.3 | 260.3 | 261.3 | 262.4 |
| 22 Sam LOWES | GBR | KALEX | 261.7 | 259.0 | 257.0 | 256.3 | 248.0 | 256.4 | 261.7 |
| 3 Lukas TULOVIC | GER | KALEX | 261.0 | 258.3 | 257.6 | 257.0 | 257.0 | 258.2 | 261.0 |
| 12 Filip SALAC | CZE | KALEX | 260.3 | 257.6 | 254.3 | 253.0 | 253.0 | 255.6 | 260.3 |
| 19 Lorenzo DALLA PORTA | ITA | KALEX | 260.3 | 256.3 | 255.6 | 255.6 | 255.6 | 256.7 | 260.3 |
| 24 Marcos RAMIREZ | SPA | FORWARD | 259.0 | 258.3 | 258.3 | 257.6 | 255.6 | 257.8 | 259.0 |
| 4 Sean Dylan KELLY | USA | KALEX | 258.3 | 257.6 | 257.0 | 255.6 | 255.0 | 256.7 | 258.3 |
| 18 Manuel GONZALEZ | SPA | KALEX | 258.3 | 258.3 | 256.3 | 255.6 | 255.6 | 256.5 | 258.3 |
| 28 Izan GUEVARA | SPA | KALEX | 258.3 | 257.6 | 257.0 | 257.0 | 257.0 | 257.4 | 258.3 |
| 72 Borja GOMEZ | SPA | KALEX | 257.6 | 257.0 | 257.0 | 257.0 | 256.3 | 256.9 | 258.3 |
| 79 Ai OGURA | JPN | KALEX | 258.3 | 256.3 | 251.1 | 243.8 | 240.8 | 250.1 | 258.3 |
| 40 Aron CANET | SPA | KALEX | 257.6 | 257.6 | 255.6 | 253.7 | | 256.1 | 257.6 |
| 54 Fermín ALDEGUER | SPA | BOSCOSCURO | 257.6 | 257.0 | 257.0 | 256.3 | 256.3 | 256.8 | 257.6 |
| 71 Dennis FOGGIA | ITA | KALEX | 257.6 | 257.6 | 257.6 | 257.6 | 257.0 | 257.4 | 257.6 |
| 7 Barry BALTUS | BEL | KALEX | 257.0 | 255.6 | 255.0 | 254.3 | 253.7 | 254.7 | 257.0 |
| 17 Alex ESCRIG | SPA | FORWARD | 257.0 | 256.3 | 255.6 | 255.6 | 255.6 | 256.0 | 257.0 |
| 33 Rory SKINNER | GBR | KALEX | 257.0 | 255.6 | 255.0 | 253.7 | 253.0 | 254.6 | 257.0 |
| 52 Jeremy ALCOBA | SPA | KALEX | 257.0 | 255.6 | 254.3 | 253.7 | 253.7 | 254.9 | 257.0 |
| 75 Albert ARENAS | SPA | KALEX | 256.3 | 256.3 | 256.3 | 256.3 | 256.3 | 256.3 | 256.3 |
| 84 Zonta VD GOORBERGH | NED | KALEX | 256.3 | 256.3 | 255.6 | 254.3 | 253.7 | 255.2 | 256.3 |
| 11 Sergio GARCIA | SPA | KALEX | 255.6 | 255.0 | 254.3 | 253.7 | 253.0 | 254.3 | 255.6 |
| 16 Joe ROBERTS | USA | KALEX | 255.6 | 255.0 | 254.3 | 249.3 | 246.8 | 252.2 | 255.6 |
| 8 Senna AGIUS | AUS | KALEX | 255.0 | 253.7 | 253.7 | 253.0 | 252.4 | 253.6 | 255.0 |
| 21 Alonso LOPEZ | SPA | BOSCOSCURO | 254.3 | 254.3 | 253.7 | 253.7 | 253.7 | 253.9 | 254.3 |
| 64 Bo BENDSNEYDER | NED | KALEX | 251.8 | 251.8 | 251.1 | 251.1 | 251.1 | 251.4 | 251.8 |

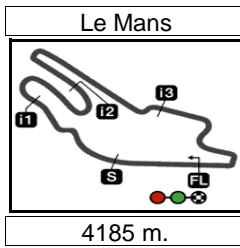
These data/results cannot be reproduced, stored and/or transmitted in whole or in part by any manner of electronic, mechanical, photocopying, recording, broadcasting or otherwise now known or herein after developed without the previous express consent by the copyright owner, except for reproduction in daily press and regular printed publications on sale to the public within 60 days of the event related to those data/results and always provided that copyright symbol appears together as follows below.

© DORNA, 2023

Official MotoGP Timing by TISSOT
www.motogp.com



Le Mans, Saturday, May 13, 2023



SHARK GRAND PRIX DE FRANCE

Practice Nr. 3

Chronological Analysis of Performances

13

* Lap / Sector time cancelled T1 Time from finish line to 1st intermediate T3 Time from 2nd intermed. to 3rd intermed.
P Crossing the finish line in pit lane T2 Time from 1st intermed. to 2nd intermed. T4 Time from 3rd intermediate to finish line

| Lap | Lap Time | T1 | T2 | T3 | T4 | Speed | Lap | Lap Time | T1 | T2 | T3 | T4 | Speed |
|--|------------|--------|--------|--------|--------|---|---|-------------|--------|--------|--------|--------|-------|
| 1st 35 Somkiat CHANTRA IDEMITSU Honda Tea THA | | | | | | | 4 1'49.157 25.205 25.128 29.946 28.878 253.0 | | | | | | |
| Runs=1 Total laps=6 Full laps=5 Valid laps=5 | | | | | | | 5 1'48.474 25.161 24.825 29.767 28.721 251.8 | | | | | | |
| 1 | 21'39.816 | 35.755 | 25.880 | 30.532 | 28.026 | | 6 | 1'52.334 P | 25.089 | 24.968 | 30.579 | 31.698 | 253.0 |
| 2 | 1'45.237 | 25.398 | 24.116 | 28.718 | 27.005 | 256.3 | 7 | 8'16.348 | 40.105 | 28.776 | 29.771 | 28.249 | |
| 3 | 1'42.367 | 24.437 | 23.399 | 28.205 | 26.326 | 259.0 | 8 | 1'49.928 | 24.982 | 23.613 | 34.192 | 27.141 | 251.8 |
| 4 | 1'40.868 | 23.869 | 23.088 | 27.758 | 26.153 | 255.6 | 9 | 1'42.036 | 24.245 | 22.960 | 28.199 | 26.632 | 257.6 |
| 5 | 1'40.300 | 23.682 | 22.560 | 27.757 | 26.301 | 261.0 | 10 | 1'40.610 | 23.733 | 22.684 | 28.023 | 26.170 | 260.3 |
| 6 | 1'39.171 | 23.381 | 22.447 | 27.348 | 25.995 | 262.4 | 5th 40 Aron CANET Pons Wegow Los40 SPA | | | | | | |
| 2nd 14 Tony ARBOLINO Elf Marc VDS Racing ITA | | | | | | | Runs=2 Total laps=6 Full laps=4 Valid laps=2 | | | | | | |
| 1 | 2'36.133 | 34.823 | 27.406 | 32.012 | 31.250 | | 1 | 13'27.158 P | 36.884 | 26.963 | 31.530 | 33.397 | |
| 2 | 1'52.526 | 26.450 | 25.609 | 30.778 | 29.689 | 251.8 | 2 | 10'39.572 | 36.211 | 26.223 | 30.486 | 28.183 | |
| 3 | 1'50.399 | 25.714 | 25.264 | 30.470 | 28.951 | 253.7 | 3 | 1'44.450 | 25.031 | 23.624 | 28.826 | 26.969 | 253.7 |
| 4 | 1'48.747 | 25.200 | 24.843 | 30.169 | 28.535 | 255.0 | 4 | 1'41.279 | 24.104 | 22.816 | 28.142 | 26.217 | 255.6 |
| 5 | 1'49.105 | 25.213 | 25.073 | 30.172 | 28.647 | 255.0 | 5 | 1'39.612 * | 23.54* | 22.451 | 27.712 | 25.909 | 257.6 |
| 6 | 1'47.566 | 24.975 | 24.716 | 29.854 | 28.021 | 256.3 | 6 | 1'38.822 * | 23.30* | 22.288 | 27.494 | 25.738 | 257.6 |
| 7 | 1'47.761 | 24.755 | 25.354 | 29.566 | 28.086 | 257.0 | 6th 3 Lukas TULOVIC Liqui Moly Husqvarna GER | | | | | | |
| 8 | 2'04.325 P | 28.84* | 25.348 | | 257.0 | Runs=3 Total laps=13 Full laps=8 Valid laps=8 | | | | | | | |
| 9 | 8'05.900 | 32.978 | 26.213 | 29.878 | 28.297 | | 1 | 2'31.158 | 37.436 | 29.488 | 34.194 | 31.556 | |
| 10 | 1'42.900 | 24.654 | 23.378 | 28.228 | 26.640 | 255.6 | 2 | 1'55.259 | 27.502 | 26.638 | 31.292 | 29.827 | 251.1 |
| 11 | 1'41.321 | 23.629 | 23.385 | 27.812 | 26.495 | 257.6 | 3 | 1'51.732 | 26.389 | 25.689 | 30.720 | 28.934 | 251.8 |
| 12 | 1'39.755 | 23.320 | 22.607 | 27.806 | 26.022 | 260.3 | 4 | 1'50.473 | 25.997 | 25.301 | 30.317 | 28.858 | 256.3 |
| 13 | 1'39.873 * | 23.73* | 22.516 | 27.485 | 26.138 | 264.5 | 5 | 1'49.174 | 25.732 | 24.851 | 30.047 | 28.544 | 255.6 |
| 3rd 4 Sean Dylan KELLY American Racing USA | | | | | | | Runs=2 Total laps=13 Full laps=10 Valid laps=10 | | | | | | |
| 1 | 2'51.129 | 34.901 | 27.455 | 32.920 | 30.971 | | 6 | 1'52.615 P | 25.428 | 24.936 | 30.116 | 32.135 | 257.0 |
| 2 | 1'54.327 | 26.677 | 26.001 | 31.884 | 29.765 | 251.1 | 7 | 5'13.547 | 35.617 | 25.994 | 30.879 | 28.707 | |
| 3 | 1'53.096 | 26.124 | 25.585 | 31.239 | 30.148 | 252.4 | 8 | 1'49.852 P | 25.497 | 24.497 | 29.745 | 30.113 | 255.0 |
| 4 | 1'51.321 | 25.638 | 25.473 | 30.828 | 29.382 | 257.0 | 9 | 5'40.143 | 37.157 | 26.176 | 31.100 | 28.512 | |
| 5 | 1'50.641 | 25.562 | 25.304 | 30.598 | 29.177 | 255.6 | 10 | 1'46.463 | 25.653 | 23.980 | 29.447 | 27.383 | 257.0 |
| 6 | 1'49.925 | 25.315 | 25.123 | 30.466 | 29.021 | 255.0 | 11 | 1'43.755 | 24.763 | 23.337 | 28.697 | 26.958 | 258.3 |
| 7 | 1'51.440 | 25.848 | 25.777 | 30.979 | 28.836 | 253.7 | 12 | 1'42.375 | 24.264 | 22.976 | 28.423 | 26.712 | 257.6 |
| 8 | 1'49.210 | 25.229 | 25.226 | 30.068 | 28.687 | 254.3 | 13 | 1'41.365 | 23.862 | 22.777 | 28.260 | 26.466 | 261.0 |
| 9 | 1'49.002 | 25.333 | 24.833 | 30.161 | 28.675 | 252.4 | 7th 16 Joe ROBERTS Italtrans Racing Team USA | | | | | | |
| 10 | 2'06.447 P | 25.493 | 40.158 | 30.593 | 30.203 | 252.4 | Runs=2 Total laps=8 Full laps=5 Valid laps=5 | | | | | | |
| 11 | 8'18.702 | 35.179 | 25.633 | 30.930 | 28.239 | | 1 | 5'37.323 | 37.793 | 28.957 | 34.544 | 32.340 | |
| 12 | 1'43.048 | 24.648 | 23.390 | 28.519 | 26.491 | 258.3 | 2 | 1'55.217 | 26.986 | 26.181 | 31.936 | 30.114 | 242.6 |
| 13 | 1'40.388 | 23.968 | 22.657 | 27.698 | 26.065 | 257.6 | 3 | 1'56.478 P | 26.286 | 25.816 | 31.775 | 32.601 | 249.3 |
| 4th 12 Filip SALAC QJMOTOR Gresini M CZE | | | | | | | Runs=2 Total laps=10 Full laps=7 Valid laps=7 | | | | | | |
| 1 | 7'40.288 | 38.219 | 27.492 | 31.866 | 30.627 | | 4 | 14'55.731 | 36.353 | 27.781 | 32.274 | 31.373 | |
| 2 | 1'51.067 | 26.127 | 25.413 | 30.203 | 29.324 | 249.9 | 5 | 1'49.891 | 26.165 | 24.867 | 30.228 | 28.631 | 246.8 |
| 3 | 1'49.610 | 25.599 | 25.246 | 29.796 | 28.969 | 254.3 | 6 | 1'45.741 | 25.156 | 23.730 | 29.434 | 27.421 | 254.3 |
| | | | | | | | 7 | 1'43.315 | 24.472 | 23.230 | 28.630 | 26.983 | 255.0 |
| | | | | | | | 8 | 1'41.414 | 23.844 | 22.774 | 28.236 | 26.560 | 255.6 |
| 8th 52 Jeremy ALCOBA QJMOTOR Gresini M SPA | | | | | | | Runs=2 Total laps=10 Full laps=7 Valid laps=7 | | | | | | |
| 1 | 4'02.247 | 37.527 | 29.965 | 34.215 | 32.934 | | | | | | | | |

Fastest Lap: Somkiat CHANTRA IDEMITSU Honda Tea THA **1'39.171** 23.381 22.447 27.348 25.995

These data/results cannot be reproduced, stored and/or transmitted in whole or in part by any manner of electronic, mechanical, photocopying, recording, broadcasting or otherwise now known or herein after developed without the previous express consent by the copyright owner, except for reproduction in daily press and regular printed publications on sale to the public within 60 days of the event related to those data/results and always provided that copyright symbol appears together as follows below.
© DORNA, 2023



Practice Nr. 3

Moto2

| Lap | Lap Time | T1 | T2 | T3 | T4 | Speed | Lap | Lap Time | T1 | T2 | T3 | T4 | Speed |
|---|-----------------|--------|--------|---------|--------|-------|---|-----------------|--------|--------|--------|--------|-------|
| 2 | 1'57.829 | 28.081 | 27.061 | 32.125 | 30.562 | 243.8 | 7 | 1'42.659 | 24.008 | 23.592 | 28.358 | 26.701 | 258.3 |
| 3 | 1'52.703 | 26.583 | 25.752 | 30.820 | 29.548 | 248.0 | 13th 13 Celestino VIETTI Fantic Racing ITA Runs=2 Total laps=12 Full laps=9 Valid laps=9 | | | | | | |
| 4 | 1'50.956 | 26.248 | 25.176 | 30.362 | 29.170 | 253.7 | 1 | 3'01.322 | 36.976 | 28.130 | 32.582 | 31.230 | |
| 5 | 1'49.146 | 25.753 | 24.896 | 29.869 | 28.628 | 254.3 | 2 | 1'55.116 | 28.213 | 26.095 | 31.111 | 29.697 | 253.0 |
| 6 | 1'52.705 P | 25.398 | 24.643 | 30.055 | 32.609 | 253.7 | 3 | 1'51.996 | 26.225 | 25.448 | 30.950 | 29.373 | 257.6 |
| 7 | 12'37.234 | 36.509 | 26.249 | 32.003 | 29.030 | | 4 | 1'50.997 | 26.137 | 25.389 | 30.421 | 29.050 | 256.3 |
| 8 | 1'47.742 | 26.408 | 24.518 | 29.361 | 27.455 | 251.8 | 5 | 1'49.221 | 25.505 | 24.880 | 30.090 | 28.746 | 258.3 |
| 9 | 1'43.283 | 24.864 | 23.282 | 28.445 | 26.692 | 257.0 | 6 | 1'48.984 | 25.422 | 24.853 | 30.105 | 28.604 | 259.0 |
| 10 | 1'41.591 | 24.426 | 22.666 | 28.056 | 26.443 | 255.6 | 7 | 1'48.192 | 25.351 | 24.693 | 29.808 | 28.340 | 257.6 |
| 9th 22 Sam LOWES Elf Marc VDS Racing GBR Runs=2 Total laps=7 Full laps=5 Valid laps=3 | | | | | | | 8 | 1'47.613 | 25.165 | 24.590 | 29.684 | 28.174 | 259.0 |
| 1 | 16'14.738 P | 37.284 | 28.470 | 32.411 | 34.244 | | 9 | 1'46.983 | 25.001 | 24.312 | 29.494 | 28.176 | 259.0 |
| 2 | 6'05.886 | 39.747 | 30.257 | 31.788 | 29.862 | | 10 | 1'50.762 P | 25.266 | 24.339 | 29.354 | 31.803 | 258.3 |
| 3 | 1'49.121 | 26.831 | 24.579 | 29.647 | 28.064 | 248.0 | 11 | 7'32.148 | 34.493 | 25.178 | 29.663 | 27.799 | |
| 4 | 1'43.812 | 24.405 | 23.460 | 28.708 | 27.239 | 257.0 | 12 | 1'43.014 | 24.475 | 23.266 | 28.367 | 26.906 | 260.3 |
| 5 | 1'41.770 | 23.985 | 22.920 | 28.111 | 26.754 | 256.3 | 14th 37 Pedro ACOSTA Red Bull KTM Ajo SPA Runs=1 Total laps=16 Full laps=15 Valid laps=14 | | | | | | |
| 6 | 1'39.928 * | 23.33* | 22.448 | 27.794 | 26.350 | 259.0 | 1 | 3'27.380 | 36.106 | 27.901 | 33.830 | 31.571 | |
| 7 | 1'39.656 * | 23.41* | 22.346 | 27.702 | 26.193 | 261.7 | 2 | 1'54.413 | 27.132 | 25.760 | 32.139 | 29.382 | 255.0 |
| 10th 84 Zonta VD GOORBE Fieten Olie Racing GP NED Runs=2 Total laps=14 Full laps=11 Valid laps=11 | | | | | | | 3 | 1'51.189 | 25.777 | 25.108 | 31.205 | 29.099 | 258.3 |
| 1 | 3'19.335 | 38.297 | 29.739 | 34.213 | 31.810 | | 4 | 1'48.974 | 25.238 | 24.941 | 30.220 | 28.575 | 257.6 |
| 2 | 1'56.121 | 27.202 | 26.866 | 31.800 | 30.253 | 250.5 | 5 | 1'48.836 | 24.855 | 24.787 | 30.221 | 28.973 | 260.3 |
| 3 | 1'52.958 | 26.312 | 25.627 | 31.238 | 29.781 | 252.4 | 6 | 1'48.280 | 24.958 | 24.534 | 30.502 | 28.286 | 261.7 |
| 4 | 1'51.954 | 26.155 | 25.468 | 30.971 | 29.360 | 253.0 | 7 | 1'47.265 | 24.657 | 24.805 | 29.604 | 28.199 | 259.0 |
| 5 | 1'50.275 | 25.463 | 25.127 | 30.741 | 28.944 | 253.7 | 8 | 1'46.491 | 24.552 | 24.243 | 29.610 | 28.086 | 259.0 |
| 6 | 1'49.954 | 25.617 | 25.007 | 30.579 | 28.751 | 255.6 | 9 | 1'46.966 | 24.586 | 24.590 | 29.549 | 28.241 | 259.0 |
| 7 | 1'49.151 | 25.253 | 24.923 | 30.224 | 28.751 | 254.3 | 10 | 1'46.381 | 24.716 | 24.211 | 29.531 | 27.923 | 257.6 |
| 8 | 1'48.767 | 25.169 | 24.812 | 30.257 | 28.529 | 253.0 | 11 | 1'45.865 | 24.685 | 24.204 | 29.133 | 27.843 | 259.0 |
| 9 | 1'48.742 | 25.262 | 24.682 | 30.166 | 28.632 | 253.0 | 12 | 1'45.687 | 24.581 | 24.166 | 29.214 | 27.726 | 258.3 |
| 10 | 1'54.916 | 25.202 | 24.679 | 35.927 | 29.108 | 251.8 | 13 | 1'52.508 * | 28.61* | 26.093 | 29.868 | 27.934 | 260.3 |
| 11 | 1'51.692 P | 25.335 | 24.710 | 30.346 | 31.301 | 250.5 | 14 | 1'44.146 | 24.246 | 23.914 | 28.725 | 27.261 | 259.0 |
| 12 | 6'02.521 | 35.908 | 25.297 | 29.925 | 27.871 | | 15 | 1'43.716 | 23.928 | 23.652 | 28.865 | 27.271 | 262.4 |
| 13 | 1'43.893 | 24.746 | 23.492 | 28.791 | 26.864 | 256.3 | 16 | 1'43.505 | 23.780 | 23.555 | 28.829 | 27.341 | 261.7 |
| 14 | 1'41.777 | 23.871 | 22.942 | 28.379 | 26.585 | 256.3 | 15th 33 Rory SKINNER American Racing GBR Runs=2 Total laps=11 Full laps=8 Valid laps=8 | | | | | | |
| 11th 24 Marcos RAMIREZ Forward Team SPA Runs=2 Total laps=8 Full laps=6 Valid laps=4 | | | | | | | 1 | 2'50.288 | 36.936 | 28.836 | 33.463 | 31.884 | |
| 1 | 3'23.029 P | 38.578 | 30.787 | 35.967 | 32.987 | | 2 | 1'54.963 | 26.886 | 26.451 | 31.734 | 29.892 | 249.9 |
| 2 | 16'56.457 | 36.268 | 27.720 | 32.045 | 28.981 | | 3 | 1'52.505 | 26.008 | 25.850 | 31.041 | 29.606 | 252.4 |
| 3 | 1'51.296 | 28.070 | 25.148 | 30.093 | 27.985 | 248.0 | 4 | 1'51.325 | 25.722 | 25.456 | 30.935 | 29.212 | 253.7 |
| 4 | 1'46.559 | 25.969 | 24.612 | 28.965 | 27.013 | 255.6 | 5 | 1'50.009 | 25.545 | 25.188 | 30.466 | 28.810 | 255.0 |
| 5 | 1'43.436 | 25.258 | 23.777 | 28.007 | 26.394 | 257.6 | 6 | 1'49.952 | 25.682 | 25.192 | 30.344 | 28.734 | 255.6 |
| 6 | 1'41.887 | 24.660 | 23.262 | 27.792 | 26.173 | 258.3 | 7 | 1'49.589 | 25.314 | 25.075 | 30.147 | 29.053 | 253.0 |
| 7 | 1'41.360 * | 24.35* | 23.066 | 27.738 | 26.201 | 259.0 | 8 | 1'53.531 P | 25.633 | 25.188 | 31.074 | 31.636 | 253.0 |
| 8 | 1'40.465 * | 24.21* | 22.752 | 27.558 | 25.942 | 258.3 | 9 | 10'39.841 | 38.296 | 26.710 | 31.298 | 29.148 | |
| 12th 79 Ai OGURA IDEMITSU Honda Tea JPN Runs=2 Total laps=7 Full laps=4 Valid laps=4 | | | | | | | 10 | 1'46.640 | 26.113 | 24.175 | 28.988 | 27.364 | 251.1 |
| 1 | 7'33.740 * | 38.606 | 29.077 | 33.904* | 35.331 | | 11 | 1'44.085 | 24.905 | 23.477 | 28.810 | 26.893 | 257.0 |
| 2 | 2'07.406 P | 28.578 | 27.903 | 35.271 | 35.654 | 240.8 | 16th 21 Alonso LOPEZ Lightech SpeedUp SPA Runs=3 Total laps=12 Full laps=7 Valid laps=7 | | | | | | |
| 3 | 13'35.899 | 38.894 | 28.599 | 32.535 | 29.749 | | 1 | 3'03.691 | 35.957 | 27.891 | 32.814 | 30.201 | |
| 4 | 1'50.386 | 26.369 | 25.564 | 30.314 | 28.139 | 243.8 | 2 | 1'51.364 | 26.557 | 25.045 | 31.038 | 28.724 | 249.3 |
| 5 | 1'45.726 | 25.220 | 24.096 | 29.094 | 27.316 | 251.1 | 3 | 1'49.406 | 25.704 | 25.138 | 30.303 | 28.261 | 253.0 |
| 6 | 1'43.818 | 24.470 | 23.577 | 28.821 | 26.950 | 256.3 | 4 | 1'48.752 | 25.376 | 24.643 | 30.201 | 28.532 | 254.3 |

Fastest Lap: Somkiat CHANTRA IDEMITSU Honda Tea THA **1'39.171** 23.381 22.447 27.348 25.995

These data/results cannot be reproduced, stored and/or transmitted in whole or in part by any manner of electronic, mechanical, photocopying, recording, broadcasting or otherwise now known or herein after developed without the previous express consent by the copyright owner, except for reproduction in daily press and regular printed publications on sale to the public within 60 days of the event related to those data/results and always provided that copyright symbol appears together as follows below.
© DORNA, 2023

Practice Nr. 3

Moto2

| Lap | Lap Time | T1 | T2 | T3 | T4 | Speed | Lap | Lap Time | T1 | T2 | T3 | T4 | Speed | | |
|--|-----------|--------|--------|--------|--------|--------|-------|--|----------|--------|--------|--------|---------|--------|-------|
| 5 | 2'00.323 | P | 26.473 | 28.683 | 33.497 | 31.670 | 253.7 | 13 | 1'45.164 | 24.197 | 24.224 | 29.050 | 27.693 | 255.0 | |
| 6 | 6'21.743 | | 37.053 | 25.153 | 29.895 | 28.042 | | 14 | 1'48.559 | P | 24.48* | 24.694 | 29.629 | 29.753 | 257.0 |
| 7 | 1'46.463 | | 25.030 | 24.125 | 29.329 | 27.979 | 252.4 | 15 | 5'24.175 | | 38.327 | 26.132 | 31.969 | 27.887 | |
| 8 | 1'45.781 | | 24.724 | 24.059 | 29.244 | 27.754 | 253.0 | 20th 72 Borja GOMEZ Fantic Racing SPA | | | | | | | |
| 9 | 1'47.120 | | 24.613 | 25.258 | 29.605 | 27.644 | 253.7 | Runs=2 Total laps=12 Full laps=9 Valid laps=9 | | | | | | | |
| 10 | 1'44.114 | 24.328 | 23.685 | 28.870 | 27.231 | 253.7 | 1 | 3'01.519 | 37.549 | 27.873 | 32.636 | 31.251 | | | |
| 11 | 1'47.135 | P | 24.17* | 24.065 | 29.448 | 29.444 | 254.3 | 2 | 1'54.579 | 27.005 | 26.439 | 31.434 | 29.701 | 255.0 | |
| 12 | 5'36.914 | P | 35.983 | 25.451 | 30.163 | 31.348 | | 3 | 1'50.604 | 25.958 | 25.436 | 30.393 | 28.817 | 257.0 | |
| 17th 7 Barry BALTUS Fieten Olie Racing GP BEL | | | | | | | 4 | 1'49.869 | 25.702 | 25.000 | 30.197 | 28.970 | 257.0 | | |
| Runs=2 Total laps=12 Full laps=9 Valid laps=7 | | | | | | | 5 | 1'54.990 | 25.632 | 25.389 | 34.442 | 29.527 | 257.6 | | |
| 1 | 2'34.728 | 35.373 | 28.070 | 32.446 | 30.991 | | | 6 | 1'49.436 | 25.754 | 25.094 | 30.090 | 28.498 | 255.6 | |
| 2 | 1'52.225 | 26.764 | 25.323 | 30.678 | 29.460 | 248.6 | | 7 | 1'48.745 | 25.551 | 24.890 | 29.915 | 28.389 | 256.3 | |
| 3 | 1'50.475 | 25.969 | 25.333 | 30.378 | 28.795 | 254.3 | | 8 | 1'48.001 | 25.392 | 24.756 | 29.714 | 28.139 | 256.3 | |
| 4 | 1'49.485 | 25.426 | 24.898 | 30.495 | 28.666 | 251.8 | | 9 | 1'48.041 | 25.332 | 24.759 | 29.744 | 28.206 | 257.0 | |
| 5 | 1'48.411 | 25.342 | 24.497 | 30.138 | 28.434 | 253.7 | | 10 | 1'49.646 | P | 25.172 | 24.411 | 29.494 | 30.569 | 254.3 |
| 6 | 1'47.581 | 25.277 | 24.325 | 29.842 | 28.137 | 253.7 | | 11 | 5'50.995 | 35.761 | 26.148 | 30.487 | 31.705 | | |
| 7 | 1'47.517 | 24.982 | 24.077 | 29.907 | 28.551 | 253.7 | | 12 | 1'45.465 | 25.257 | 24.144 | 28.771 | 27.293 | 255.6 | |
| 8 | 1'51.765 | P | 25.28* | 25.309 | 30.863 | 30.307 | 257.0 | 21st 18 Manuel GONZALEZ Correos Prepago Yam SPA | | | | | | | |
| 9 | 10'39.089 | 35.202 | 25.570 | 31.094 | 28.147 | | | Runs=2 Total laps=11 Full laps=8 Valid laps=8 | | | | | | | |
| 10 | 1'44.236 | 25.113 | 23.484 | 28.735 | 26.904 | 252.4 | | 1 | 7'01.638 | * | 35.491 | 27.216 | 31.977* | 30.960 | |
| 11 | 1'41.213 | * | 24.24* | 22.645 | 28.097 | 26.227 | 255.6 | 2 | 1'54.111 | 27.172 | 26.301 | 31.091 | 29.547 | 255.0 | |
| 12 | 1'39.578 | * | 23.61* | 22.306 | 27.604 | 26.056 | 255.0 | 3 | 1'52.345 | 26.250 | 25.730 | 31.121 | 29.244 | 255.6 | |
| 18th 75 Albert ARENAS Red Bull KTM Ajo SPA | | | | | | | 4 | 1'53.926 | 28.459 | 25.742 | 30.807 | 28.918 | 255.6 | | |
| Runs=1 Total laps=15 Full laps=14 Valid laps=14 | | | | | | | 5 | 1'50.217 | 25.714 | 25.304 | 30.359 | 28.840 | 255.6 | | |
| 1 | 4'38.198 | 39.558 | 28.856 | 32.539 | 30.742 | | | 6 | 1'49.077 | 25.458 | 24.981 | 30.126 | 28.512 | 256.3 | |
| 2 | 1'53.060 | 26.683 | 26.201 | 30.915 | 29.261 | 249.3 | | 7 | 1'51.299 | P | 25.418 | 25.148 | 30.232 | 30.501 | 255.6 |
| 3 | 1'50.677 | 25.963 | 25.522 | 30.374 | 28.818 | 254.3 | | 8 | 6'42.748 | 35.249 | 25.148 | 30.036 | 28.412 | | |
| 4 | 1'49.335 | 25.558 | 25.188 | 29.916 | 28.673 | 253.7 | | 9 | 1'47.252 | 25.122 | 24.422 | 29.589 | 28.119 | 255.0 | |
| 5 | 1'48.837 | 25.229 | 25.090 | 29.915 | 28.603 | 254.3 | | 10 | 1'47.254 | 25.177 | 24.460 | 29.554 | 28.063 | 258.3 | |
| 6 | 1'48.262 | 24.882 | 24.824 | 30.090 | 28.466 | 253.0 | | 11 | 1'45.749 | 24.447 | 24.098 | 29.290 | 27.914 | 258.3 | |
| 7 | 1'47.206 | 24.833 | 24.559 | 29.655 | 28.159 | 255.0 | | 22nd 11 Sergio GARCIA Pons Wegow Los40 SPA | | | | | | | |
| 8 | 2'03.142 | 24.710 | 40.455 | 29.919 | 28.058 | 256.3 | | Runs=1 Total laps=9 Full laps=7 Valid laps=7 | | | | | | | |
| 9 | 1'46.471 | 24.833 | 24.484 | 29.152 | 28.002 | 255.0 | | 1 | 7'00.409 | 36.917 | 27.600 | 31.745 | 30.126 | | |
| 10 | 1'46.231 | 24.550 | 24.279 | 29.282 | 28.120 | 256.3 | | 2 | 1'50.949 | 26.567 | 25.416 | 30.244 | 28.722 | 255.0 | |
| 11 | 1'48.985 | 25.991 | 24.819 | 30.137 | 28.038 | 256.3 | | 3 | 1'50.038 | 25.981 | 25.330 | 30.311 | 28.416 | 255.6 | |
| 12 | 1'45.403 | 24.449 | 24.162 | 29.086 | 27.706 | 256.3 | | 4 | 1'48.925 | 25.456 | 24.806 | 30.184 | 28.479 | 253.0 | |
| 13 | 1'50.609 | 24.398 | 26.837 | 31.141 | 28.233 | 255.0 | | 5 | 1'48.274 | 25.092 | 25.059 | 29.662 | 28.461 | 252.4 | |
| 14 | 1'44.922 | 24.299 | 23.964 | 29.022 | 27.637 | 256.3 | | 6 | 1'47.461 | 25.106 | 24.570 | 29.625 | 28.160 | 251.1 | |
| 15 | 1'49.651 | 24.542 | 24.503 | 30.282 | 30.324 | 256.3 | | 7 | 1'48.606 | 25.935 | 25.075 | 29.546 | 28.050 | 253.7 | |
| 19th 54 Fermín ALDEGUER Lighttech SpeedUp SPA | | | | | | | 8 | 1'46.126 | 24.712 | 24.289 | 29.245 | 27.880 | 252.4 | | |
| Runs=2 Total laps=15 Full laps=12 Valid laps=12 | | | | | | | 9 | 1'59.381 | P | 27.52* | 27.701 | 31.103 | 33.051 | 254.3 | |
| 1 | 2'56.828 | 36.867 | 29.465 | 33.786 | 31.542 | | | 23rd 28 Izan GUEVARA Inde GASGAS Aspar SPA | | | | | | | |
| 2 | 1'53.302 | 26.935 | 25.776 | 31.029 | 29.562 | 249.3 | | Runs=1 Total laps=14 Full laps=13 Valid laps=13 | | | | | | | |
| 3 | 1'49.183 | 25.477 | 25.030 | 30.084 | 28.592 | 253.7 | | 1 | 6'35.351 | 36.436 | 27.908 | 32.641 | 31.196 | | |
| 4 | 1'48.994 | 25.062 | 25.143 | 30.279 | 28.510 | 257.6 | | 2 | 1'52.936 | 26.791 | 25.897 | 30.915 | 29.333 | 253.0 | |
| 5 | 1'47.631 | 24.751 | 24.689 | 29.728 | 28.463 | 253.7 | | 3 | 1'50.451 | 25.688 | 25.221 | 30.609 | 28.933 | 255.0 | |
| 6 | 1'47.822 | 24.682 | 24.950 | 29.898 | 28.292 | 256.3 | | 4 | 1'51.531 | 25.882 | 25.690 | 30.735 | 29.224 | 256.3 | |
| 7 | 1'47.315 | 24.594 | 25.030 | 29.448 | 28.243 | 255.6 | | 5 | 1'49.676 | 25.729 | 24.959 | 30.108 | 28.880 | 255.6 | |
| 8 | 1'46.614 | 24.529 | 24.616 | 29.441 | 28.028 | 256.3 | | 6 | 1'48.533 | 25.506 | 24.661 | 29.833 | 28.533 | 257.6 | |
| 9 | 1'46.444 | 24.462 | 24.543 | 29.367 | 28.072 | 257.0 | | 7 | 1'53.468 | 25.688 | 25.705 | 33.445 | 28.630 | 255.6 | |
| 10 | 1'46.450 | 24.759 | 24.341 | 29.356 | 27.994 | 255.6 | | 8 | 1'48.208 | 25.503 | 24.504 | 29.865 | 28.336 | 255.6 | |
| 11 | 1'45.621 | 24.538 | 24.188 | 29.077 | 27.818 | 254.3 | | 9 | 1'47.773 | 25.318 | 24.518 | 29.704 | 28.233 | 255.6 | |
| 12 | 1'45.347 | 24.268 | 24.293 | 29.090 | 27.696 | 255.0 | | | | | | | | | |

Fastest Lap: Somkiat CHANTRA IDEMITSU Honda Tea THA 1'39.171 23.381 22.447 27.348 25.995

These data/results cannot be reproduced, stored and/or transmitted in whole or in part by any manner of electronic, mechanical, photocopying, recording, broadcasting or otherwise now known or herein after developed without the previous express consent by the copyright owner, except for reproduction in daily press and regular printed publications on sale to the public within 60 days of the event related to those data/results and always provided that copyright symbol appears together as follows below.
© DORNA, 2023

Official MotoGP Timing by TISSOT
www.motogp.com

Le Mans, Saturday, May 13, 2023

Page 3 of 4



Practice Nr. 3

Moto2

| Lap | Lap Time | T1 | T2 | T3 | T4 | Speed | Lap | Lap Time | T1 | T2 | T3 | T4 | Speed |
|-----|-----------------|---------------|---------------|---------------|---------------|--------------|-----|-------------------|--------|--------|--------|--------|-------|
| 10 | 1'48.109 | 25.357 | 24.527 | 29.882 | 28.343 | 257.0 | 2 | 1'57.337 | 27.518 | 26.763 | 32.144 | 30.912 | 254.3 |
| 11 | 1'47.033 | 25.155 | 24.462 | 29.488 | 27.928 | 257.0 | 3 | 1'54.936 | 26.772 | 26.383 | 31.559 | 30.222 | 253.7 |
| 12 | 1'46.799 | 24.970 | 24.515 | 29.375 | 27.939 | 255.6 | 4 | 2'04.936 P | 26.100 | 26.123 | | | 255.6 |
| 13 | 1'47.129 | 24.854 | 24.640 | 29.541 | 28.094 | 257.0 | 5 | 8'19.856 | 37.464 | 27.011 | 32.348 | 30.486 | |
| 14 | 1'46.238 | 24.612 | 24.198 | 29.380 | 28.048 | 258.3 | 6 | 1'51.263 | 26.030 | 25.110 | 30.637 | 29.486 | 253.0 |

24th 64 Bo BENDSNEYDER Pertamina Mandalika NED
Runs=2 Total laps=12 Full laps=9 Valid laps=8

| | | | | | | |
|----|-------------------|---------------|---------------|---------------|---------------|--------------|
| 1 | 2'36.574 | 36.138 | 28.569 | 33.309 | 31.067 | |
| 2 | 1'55.505 * | 26.768 | 25.909 | 32.314* | 30.514 | 247.4 |
| 3 | 1'52.900 | 26.447 | 25.702 | 31.053 | 29.698 | 249.9 |
| 4 | 1'51.525 | 25.889 | 25.499 | 30.924 | 29.213 | 250.5 |
| 5 | 1'49.945 | 25.568 | 25.176 | 30.509 | 28.692 | 251.1 |
| 6 | 1'49.857 | 25.454 | 25.163 | 30.396 | 28.844 | 250.5 |
| 7 | 2'00.793 P | 25.501 | 29.006 | 33.405 | 32.881 | 248.6 |
| 8 | 10'33.637 | 36.539 | 25.277 | 30.049 | 28.403 | |
| 9 | 1'46.821 | 24.839 | 24.410 | 29.474 | 28.098 | 251.1 |
| 10 | 1'46.501 | 24.815 | 24.308 | 29.514 | 27.864 | 251.8 |
| 11 | 1'48.199 | 24.953 | 25.255 | 29.761 | 28.230 | 251.1 |
| 12 | 1'46.922 | 24.739 | 24.464 | 29.450 | 28.269 | 251.8 |

25th 71 Dennis FOGGIA Italtrans Racing Team ITA
Runs=2 Total laps=14 Full laps=11 Valid laps=10

| | | | | | | |
|----|-----------------|---------------|---------------|---------------|---------------|--------------|
| 1 | 3'27.707 | 34.710 | 28.073 | 33.521 | 31.623 | |
| 2 | 1'55.416 | 27.198 | 26.469 | 31.679 | 30.070 | 257.0 |
| 3 | 1'55.218 P | 26.262 | 25.639 | 31.150 | 32.167 | 257.6 |
| 4 | 4'34.102 | 34.405 | 25.840 | 30.502 | 28.779 | |
| 5 | 1'49.726 | 25.779 | 25.137 | 30.239 | 28.571 | 257.6 |
| 6 | 1'49.930 | 25.619 | 24.897 | 30.314 | 29.100 | 256.3 |
| 7 | 1'53.552 | 27.978 | 27.018 | 30.155 | 28.401 | 255.6 |
| 8 | 1'49.054 | 25.330 | 25.233 | 29.788 | 28.703 | 257.6 |
| 9 | 1'48.803 | 25.686 | 24.702 | 30.049 | 28.366 | 256.3 |
| 10 | 1'48.153 | 25.231 | 24.794 | 29.713 | 28.415 | 255.6 |
| 11 | 1'47.361 | 25.145 | 24.486 | 29.449 | 28.281 | 255.6 |
| 12 | 1'47.085 | 25.231 | 24.508 | 29.431 | 27.915 | 255.6 |
| 13 | 1'46.787 | 24.944 | 24.515 | 29.447 | 27.881 | 257.0 |
| 14 | 1'58.906 * | 29.06* | 29.132 | 30.559 | 30.146 | 257.6 |

26th 19 Lorenzo DALLA PO Pertamina Mandalika ITA
Runs=2 Total laps=12 Full laps=9 Valid laps=9

| | | | | | | |
|----|-------------------|---------------|---------------|---------------|---------------|--------------|
| 1 | 4'07.005 | 37.848 | 30.586 | 34.906 | 31.642 | |
| 2 | 1'57.085 | 27.519 | 27.100 | 32.185 | 30.281 | 251.8 |
| 3 | 1'53.829 | 26.450 | 26.389 | 31.455 | 29.535 | 255.0 |
| 4 | 1'51.464 | 26.087 | 25.437 | 30.860 | 29.080 | 255.0 |
| 5 | 1'50.363 | 25.834 | 25.357 | 30.406 | 28.766 | 255.6 |
| 6 | 1'50.610 | 25.695 | 25.409 | 30.519 | 28.987 | 254.3 |
| 7 | 2'04.583 P | 29.92* | 26.680 | 31.198 | 36.785 | 255.6 |
| 8 | 7'30.229 | 41.744 | 26.925 | 31.298 | 28.794 | |
| 9 | 1'48.703 | 25.565 | 24.831 | 29.985 | 28.322 | 253.7 |
| 10 | 1'48.549 | 25.301 | 24.679 | 29.509 | 29.060 | 256.3 |
| 11 | 1'47.845 | 25.269 | 24.732 | 29.707 | 28.137 | 255.6 |
| 12 | 1'46.977 | 24.906 | 24.554 | 29.492 | 28.025 | 260.3 |

27th 17 Alex ESCRIG Forward Team SPA
Runs=2 Total laps=12 Full laps=9 Valid laps=6

| | | | | | | |
|---|----------|--------|--------|--------|--------|--|
| 1 | 3'06.241 | 37.249 | 29.296 | 33.368 | 31.604 | |
|---|----------|--------|--------|--------|--------|--|

| | | | | | | |
|----|-------------------|---------------|---------------|---------------|---------------|--------------|
| 2 | 1'57.337 | 27.518 | 26.763 | 32.144 | 30.912 | 254.3 |
| 3 | 1'54.936 | 26.772 | 26.383 | 31.559 | 30.222 | 253.7 |
| 4 | 2'04.936 P | 26.100 | 26.123 | | | 255.6 |
| 5 | 8'19.856 | 37.464 | 27.011 | 32.348 | 30.486 | |
| 6 | 1'51.263 | 26.030 | 25.110 | 30.637 | 29.486 | 253.0 |
| 7 | 1'50.375 | 25.648 | 25.559 | 30.223 | 28.945 | 254.3 |
| 8 | 1'49.234 | 25.421 | 24.817 | 30.176 | 28.820 | 256.3 |
| 9 | 1'54.931 * | 25.275 | 24.827 | | | 255.6 |
| 10 | 1'48.418 * | 24.967 | 25.235 | 29.805 | 28.411 | 254.3 |
| 11 | 1'46.994 | 24.715 | 24.275 | 29.676 | 28.328 | 257.0 |
| 12 | 1'50.611 * | 24.783 | 25.084 | 31.306* | 29.438 | 255.6 |

28th 8 Senna AGIUS Liqui Moly Husqvarna AUS
Runs=2 Total laps=11 Full laps=7 Valid laps=6

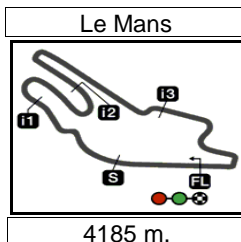
| | | | | | | |
|----|-------------------|---------------|---------------|---------------|---------------|--------------|
| 1 | 2'37.464 | 35.359 | 28.046 | 32.686 | 30.609 | |
| 2 | 1'53.662 | 26.759 | 25.790 | 30.991 | 30.122 | 243.8 |
| 3 | 1'50.746 | 26.095 | 25.346 | 30.450 | 28.855 | 251.1 |
| 4 | 1'48.999 | 25.669 | 24.765 | 29.996 | 28.569 | 255.0 |
| 5 | 1'50.338 * | 25.642 | 25.193 | 30.416* | 29.087 | 253.7 |
| 6 | 1'49.679 | 25.791 | 24.987 | 30.310 | 28.591 | 253.0 |
| 7 | 1'48.486 | 25.420 | 24.840 | 29.838 | 28.388 | 252.4 |
| 8 | 1'52.571 P | 25.651 | 24.761 | 29.846 | 32.313 | 251.8 |
| 9 | 5'39.254 | 34.136 | 25.400 | 30.069 | 28.257 | |
| 10 | 1'47.139 | 25.223 | 24.501 | 29.336 | 28.079 | 251.8 |
| 11 | 1'51.877 P | 24.920 | 25.714 | 30.515 | 30.728 | 253.7 |

29th 96 Jake DIXON Inde GASGAS Aspar GBR
Runs=1 Total laps=1 Full laps=0 Valid laps=0

| | | | | | | |
|---|-----------|--------|---------------|---------------|---------------|--|
| 1 | 30'04.140 | 36.195 | 25.432 | 30.923 | 27.710 | |
|---|-----------|--------|---------------|---------------|---------------|--|

Fastest Lap: Somkiat CHANTRA IDEMITSU Honda Tea THA **1'39.171** 23.381 22.447 27.348 25.995

These data/results cannot be reproduced, stored and/or transmitted in whole or in part by any manner of electronic, mechanical, photocopying, recording, broadcasting or otherwise now known or herein after developed without the previous express consent by the copyright owner, except for reproduction in daily press and regular printed publications on sale to the public within 60 days of the event related to those data/results and always provided that copyright symbol appears together as follows below.
© DORNA, 2023



Results and timing service provided by **TISSOT**

Moto2™

SHARK GRAND PRIX DE FRANCE

Practice Nr. 3

Best Partial Times

IT Ideal Lap Time, sum of the best partial times

BT Best Lap Time


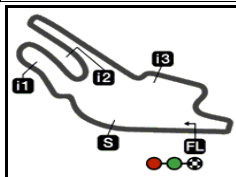
| T1 | | | T2 | | | T3 | | | T4 | | | | |
|-----|---------------|---------------|--------------|---------------|--------------|---------------|--------------|---------------|-----|--------------|----------|----------|------|
| Pos | Rider | Time | Rider | Time | Rider | Time | Rider | Time | Pos | Rider | IT | BT | |
| 1 | T.ARBOLINO | 23.320 | A.CANET | 22.288 | S.CHANTRA | 27.348 | A.CANET | 25.738 | 1 | S.CHANTRA | 1'39.171 | 1'39.171 | (1) |
| 2 | S.CHANTRA | 23.381 | B.BALTUS | 22.306 | T.ARBOLINO | 27.485 | M.RAMIREZ | 25.942 | 2 | T.ARBOLINO | 1'39.343 | 1'39.755 | (2) |
| 3 | F.SALAC | 23.733 | S.LOWES | 22.346 | A.CANET | 27.494 | S.CHANTRA | 25.995 | 3 | A.CANET | 1'39.624 | 1'41.279 | (5) |
| 4 | P.ACOSTA | 23.780 | S.CHANTRA | 22.447 | M.RAMIREZ | 27.558 | T.ARBOLINO | 26.022 | 4 | S.LOWES | 1'40.226 | 1'41.770 | (9) |
| 5 | J.ROBERTS | 23.844 | T.ARBOLINO | 22.516 | B.BALTUS | 27.604 | B.BALTUS | 26.056 | 5 | S.KELLY | 1'40.388 | 1'40.388 | (3) |
| 6 | L.TULOVIC | 23.862 | S.KELLY | 22.657 | S.KELLY | 27.698 | S.KELLY | 26.065 | 6 | F.SALAC | 1'40.610 | 1'40.610 | (4) |
| 7 | Z.VD GOORBER | 23.871 | J.ALCOBA | 22.666 | S.LOWES | 27.702 | F.SALAC | 26.170 | 7 | M.RAMIREZ | 1'40.912 | 1'41.887 | (11) |
| 8 | S.KELLY | 23.968 | F.SALAC | 22.684 | F.SALAC | 28.023 | S.LOWES | 26.193 | 8 | B.BALTUS | 1'40.948 | | (-1) |
| 9 | S.LOWES | 23.985 | M.RAMIREZ | 22.752 | J.ALCOBA | 28.056 | J.ALCOBA | 26.443 | 9 | L.TULOVIC | 1'41.365 | 1'41.365 | (6) |
| 10 | A.OGURA | 24.008 | J.ROBERTS | 22.774 | J.ROBERTS | 28.236 | L.TULOVIC | 26.466 | 10 | J.ROBERTS | 1'41.414 | 1'41.414 | (7) |
| 11 | A.CANET | 24.104 | L.TULOVIC | 22.777 | L.TULOVIC | 28.260 | J.ROBERTS | 26.560 | 11 | J.ALCOBA | 1'41.591 | 1'41.591 | (8) |
| 12 | F.ALDEGUER | 24.197 | Z.VD GOORBER | 22.942 | A.OGURA | 28.358 | Z.VD GOORBER | 26.585 | 12 | Z.VD GOORBER | 1'41.777 | 1'41.777 | (10) |
| 13 | A.ARENAS | 24.299 | C.VIETTI | 23.266 | C.VIETTI | 28.367 | A.OGURA | 26.701 | 13 | A.OGURA | 1'42.644 | 1'42.659 | (12) |
| 14 | A.LOPEZ | 24.328 | R.SKINNER | 23.477 | Z.VD GOORBER | 28.379 | R.SKINNER | 26.893 | 14 | C.VIETTI | 1'43.014 | 1'43.014 | (13) |
| 15 | J.ALCOBA | 24.426 | P.ACOSTA | 23.555 | P.ACOSTA | 28.725 | C.VIETTI | 26.906 | 15 | P.ACOSTA | 1'43.321 | 1'43.505 | (14) |
| 16 | M.GONZALEZ | 24.447 | A.OGURA | 23.577 | B.GOMEZ | 28.771 | A.LOPEZ | 27.231 | 16 | R.SKINNER | 1'44.085 | 1'44.085 | (15) |
| 17 | C.VIETTI | 24.475 | A.LOPEZ | 23.685 | R.SKINNER | 28.810 | P.ACOSTA | 27.261 | 17 | A.LOPEZ | 1'44.114 | 1'44.114 | (16) |
| 18 | I.GUEVARA | 24.612 | A.ARENAS | 23.964 | A.LOPEZ | 28.870 | B.GOMEZ | 27.293 | 18 | A.ARENAS | 1'44.922 | | (-1) |
| 19 | M.RAMIREZ | 24.660 | M.GONZALEZ | 24.098 | A.ARENAS | 29.022 | A.ARENAS | 27.637 | 19 | F.ALDEGUER | 1'45.128 | | (-1) |
| 20 | S.GARCIA | 24.712 | B.GOMEZ | 24.144 | F.ALDEGUER | 29.050 | F.ALDEGUER | 27.693 | 20 | B.GOMEZ | 1'45.380 | | (-1) |
| 21 | A.ESCRIG | 24.715 | F.ALDEGUER | 24.188 | S.GARCIA | 29.245 | J.DIXON | 27.710 | 21 | M.GONZALEZ | 1'45.749 | | (-1) |
| 22 | B.BENDSNEYDE | 24.739 | I.GUEVARA | 24.198 | M.GONZALEZ | 29.290 | B.BENDSNEYDE | 27.864 | 22 | I.GUEVARA | 1'46.113 | | (-1) |
| 23 | R.SKINNER | 24.905 | A.ESCRIG | 24.275 | S.AGIUS | 29.336 | S.GARCIA | 27.880 | 23 | S.GARCIA | 1'46.126 | | (-1) |
| 24 | L.DALLA PORTA | 24.906 | S.GARCIA | 24.289 | I.GUEVARA | 29.375 | D.FOGGIA | 27.881 | 24 | B.BENDSNEYDE | 1'46.361 | | (-1) |

These data/results cannot be reproduced, stored and/or transmitted in whole or in part by any manner of electronic, mechanical, photocopying, recording, broadcasting or otherwise now known or herein after developed without the previous express consent by the copyright owner, except for reproduction in daily press and regular printed publications on sale to the public within 60 days of the event related to those data/results and always provided that copyright symbol appears together as follows below.
© DORNA, 2023

Official MotoGP Timing by **TISSOT**
www.motogp.com



Le Mans

Results and timing service provided by  **TISSOT**

4185 m.

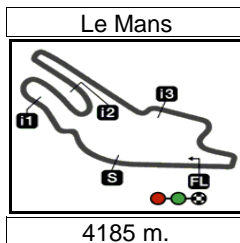
SHARK GRAND PRIX DE FRANCE**Practice Nr. 3****Best Partial Times****Moto2™***IT Ideal Lap Time, sum of the best partial times**BT Best Lap Time*

| T1 | | T2 | | T3 | | T4 | | | | IT | BT | |
|------------|-----------------|---------------|----------------------|---------------|---------------------|---------------|------------------|---------------|------------|----------------------|-----------|------|
| <i>Pos</i> | <i>Rider</i> | <i>Time</i> | <i>Rider</i> | <i>Time</i> | <i>Rider</i> | <i>Time</i> | <i>Rider</i> | <i>Time</i> | <i>Pos</i> | <i>Rider</i> | | |
| 25 | S.AGIUS | 24.920 | B.BENDSNEYDE | 24.308 | D.FOGGIA | 29.431 | M.GONZALEZ | 27.914 | 25 | D.FOGGIA | 1'46.742 | (-1) |
| 26 | D.FOGGIA | 24.944 | D.FOGGIA | 24.486 | B.BENDSNEYDE | 29.450 | I.GUEVARA | 27.928 | 26 | S.AGIUS | 1'46.836 | (-1) |
| 27 | B.BALTUS | 24.982 | S.AGIUS | 24.501 | L.DALLA PORTA | 29.492 | L.DALLA PORTA | 28.025 | 27 | L.DALLA PORTA | 1'46.977 | (-1) |
| 28 | B.GOMEZ | 25.172 | L.DALLA PORTA | 24.554 | A.ESCRIG | 29.676 | S.AGIUS | 28.079 | 28 | A.ESCRIG | 1'46.994 | (-1) |
| 29 | J.DIXON | | J.DIXON | 25.432 | J.DIXON | 30.923 | A.ESCRIG | 28.328 | -1 | J.DIXON | | (-1) |

These data/results cannot be reproduced, stored and/or transmitted in whole or in part by any manner of electronic, mechanical, photocopying, recording, broadcasting or otherwise now known or herein after developed without the previous express consent by the copyright owner, except for reproduction in daily press and regular printed publications on sale to the public within 60 days of the event related to those data/results and always provided that copyright symbol appears together as follows below.
© DORNA, 2023

Official MotoGP Timing by **TISSOT**
www.motogp.com





Results and timing service provided by **TISSOT**

Moto2™

SHARK GRAND PRIX DE FRANCE

Practice Nr. 3

Fastest Laps Sequence

| <i>Practice Time</i> |  <i>Rider</i> | <i>Nation</i> | <i>Motorcycle</i> | <i>Time</i> | <i>Km/h</i> | <i>Rider's Lap</i> |
|----------------------|--|---------------|-------------------|-----------------|-------------|--------------------|
| 4'26.417 | 3 Lukas TULOVIC | GER | KALEX | 1'55.259 | 130.7 | 2 |
| 4'26.953 | 7 Barry BALTUS | BEL | KALEX | 1'52.225 | 134.2 | 2 |
| 4'55.055 | 21 Alonso LOPEZ | SPA | BOSCOSCURO | 1'51.364 | 135.2 | 2 |
| 6'17.428 | 7 Barry BALTUS | BEL | KALEX | 1'50.475 | 136.3 | 3 |
| 6'19.058 | 14 Tony ARBOLINO | ITA | KALEX | 1'50.399 | 136.4 | 3 |
| 6'39.313 | 54 Fermín ALDEGUER | SPA | BOSCOSCURO | 1'49.183 | 137.9 | 3 |
| 8'07.805 | 14 Tony ARBOLINO | ITA | KALEX | 1'48.747 | 138.5 | 4 |
| 9'55.324 | 7 Barry BALTUS | BEL | KALEX | 1'48.411 | 138.9 | 5 |
| 10'15.938 | 54 Fermín ALDEGUER | SPA | BOSCOSCURO | 1'47.631 | 139.9 | 5 |
| 11'42.905 | 7 Barry BALTUS | BEL | KALEX | 1'47.581 | 140.0 | 6 |
| 11'44.476 | 14 Tony ARBOLINO | ITA | KALEX | 1'47.566 | 140.0 | 6 |
| 13'30.422 | 7 Barry BALTUS | BEL | KALEX | 1'47.517 | 140.1 | 7 |
| 13'51.075 | 54 Fermín ALDEGUER | SPA | BOSCOSCURO | 1'47.315 | 140.3 | 7 |
| 14'26.337 | 37 Pedro ACOSTA | SPA | KALEX | 1'47.265 | 140.4 | 7 |
| 15'35.575 | 75 Albert ARENAS | SPA | KALEX | 1'47.206 | 140.5 | 7 |
| 15'37.689 | 54 Fermín ALDEGUER | SPA | BOSCOSCURO | 1'46.614 | 141.3 | 8 |
| 16'12.828 | 37 Pedro ACOSTA | SPA | KALEX | 1'46.491 | 141.4 | 8 |
| 17'24.133 | 54 Fermín ALDEGUER | SPA | BOSCOSCURO | 1'46.444 | 141.5 | 9 |
| 19'40.788 | 11 Sergio GARCIA | SPA | KALEX | 1'46.126 | 141.9 | 8 |
| 20'27.523 | 21 Alonso LOPEZ | SPA | BOSCOSCURO | 1'45.781 | 142.4 | 8 |
| 20'56.204 | 54 Fermín ALDEGUER | SPA | BOSCOSCURO | 1'45.621 | 142.6 | 11 |
| 22'41.551 | 54 Fermín ALDEGUER | SPA | BOSCOSCURO | 1'45.347 | 143.0 | 12 |
| 23'25.053 | 35 Somkiat CHANTRA | THA | KALEX | 1'45.237 | 143.1 | 2 |
| 23'58.757 | 21 Alonso LOPEZ | SPA | BOSCOSCURO | 1'44.114 | 144.7 | 10 |
| 25'07.420 | 35 Somkiat CHANTRA | THA | KALEX | 1'42.367 | 147.1 | 3 |
| 26'48.288 | 35 Somkiat CHANTRA | THA | KALEX | 1'40.868 | 149.3 | 4 |
| 28'28.588 | 35 Somkiat CHANTRA | THA | KALEX | 1'40.300 | 150.2 | 5 |
| 28'46.438 | 14 Tony ARBOLINO | ITA | KALEX | 1'39.755 | 151.0 | 12 |
| 30'07.759 | 35 Somkiat CHANTRA | THA | KALEX | 1'39.171 | 151.9 | 6 |

These data/results cannot be reproduced, stored and/or transmitted in whole or in part by any manner of electronic, mechanical, photocopying, recording, broadcasting or otherwise now known or herein after developed without the previous express consent by the copyright owner, except for reproduction in daily press and regular printed publications on sale to the public within 60 days of the event related to those data/results and always provided that copyright symbol appears together as follows below.

© DORNA, 2023

Official MotoGP Timing by TISSOT
www.motogp.com

Le Mans, Saturday, May 13, 2023

